


THE LONGER LIFE DEEP CYCLE BATTERY



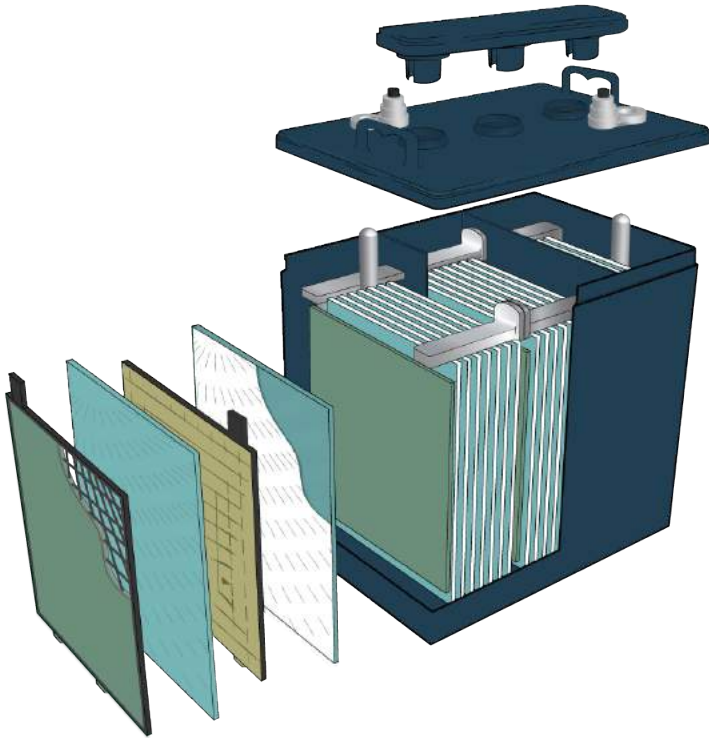
Electro Battery Inc. has a line of golf cart batteries that provides superior performance with economy in mind. Today's golf carts and commercial electric vehicles demand performance. Batteries must not only meet runtime requirements, they have to provide long term dependability and reliability.

Our Rocket L605, L875, and L1275 family of products bring it back to basics. No exotic alloys. No fancy trademarks. Only time tested technology backed by proven engineering and performance.

Go with **Electro Battery** for quality and dependability!



TECHNICAL FEATURES



1. Case/Lid

- a. Less weight, shock-resistant and acid-resistant by PP Resin.
- b. Special-designed structure to prevent short-circuit from active material shedding in the bottom.

2. Terminal

- a. Casted with special lead alloy.
- b. Special plating to minimize heat generation and electric resistance.
- c. Designed to Vibration resistance.
- d. Easy detachable with standard & Bolt/Nut Structure.

3. Cap

- a. Engineering structure to vent gas out.
- b. Easy to refill and maintenance.

4. Separator

- a. Porous Rubber material against acid and corrosion.
- b. Excellent physical characteristics and lower electric resistance.
- c. Using micro-fiber Glass-mat against active-material shedding.

5. Plates


- a. Negative - 99.9% pure lead with hard paste feature, specific additives for deep cycle purpose.
- b. Positive Corrosion-resistant grid with hard paste feature, specific additives for deep cycle purpose.

MODEL	VOLTAGE			DIMENSIONS				TOTAL WEIGHT (LBS)
		RC@75A	AH@20HR	LENGTH	WIDTH	HEIGHT	TH*	
L605	6	105	210	10.39	7.13	9.65	10.87	59 LBS
L105	6	115	225	10.39	7.13	9.65	10.87	63 LBS
		RC@56A	AH@20HR	LENGTH	WIDTH	HEIGHT	TH*	
L875	8	117	170	10.39	7.13	9.65	10.87	64 LBS
L1275	12	102	150	12.95	7.13	9.65	10.87	83 LBS

Specifications subject to change without notice. See battery label for exact specifications.

If the battery you need is not listed, please contact us.

This is a listing of the most popular Golf Cart/RV batteries.



L605 AND L105



*END OF CHARGE at 110-120% of AH returned
 *Note: Charging condition (Voltage, Current, Time) will vary depending on battery size, charger, (charging Type, Output) depth of discharge, and temperature

Recommended Charge Profile

Constant-Current Constant Voltage Controlled Charge

Phase 1 (Constant-Current)

Constant current charge at 20.5-26.6 amperes until the battery voltage measures between 7.14-7.29 (GC2: 22.5-29.3 amperes) V/Battery (25 °C) on charge voltage.

Phase 2 (Constant-Voltage)

Constant voltage charge at 7.14-7.29 (GC2: 22.5-29.3 amperes) V/Battery (25° C) on charge voltage.

Phase 3 (Constant-Current)

Constant voltage charge at 2.05-6.15 amperes (GC2: 2.25-6.75 amperes) until the battery voltage measures between 7.5-8.1 V/Battery (25 °C) or until dV/dt reaches less than 0.035.

L875



*END OF CHARGE at 110-120% of AH returned
 *Note: Charging condition (Voltage, Current, Time) will vary depending on battery size, charger, (charging Type, Output) depth of discharge, and temperature

Recommended Charge Profile

Constant-Current Constant Voltage Controlled Charge

Phase 1 (Constant-Current)

Constant current charge at 19-24.7 amperes until the battery voltage measures between 9.52-9.72 V/Battery (25° C) on charge voltage.

Phase 2 (Constant-Voltage)

Constant voltage charge at 9.52-9.72 V/Battery (25 °C) until the current measures between 1.9-5.7 amperes.

Phase 3 (Constant-Current)

Constant voltage charge at 1.5-4.5 amperes until the battery voltage measures between 10-10.8 V/Battery (25 °C) or until dV/dt reaches less than 0.035.

L1275



*END OF CHARGE at 110-120% of AH returned
 *Note: Charging condition (Voltage, Current, Time) will vary depending on battery size, charger, (charging Type, Output) depth of discharge, and temperature

Recommended Charge Profile

Constant-Current Constant Voltage Controlled Charge

Phase 1 (Constant-Current)

Constant current charge at 15-19.5 amperes until the battery voltage measures between 14.28-14.58 V/Battery (25 °C) on charge voltage.

Phase 2 (Constant-Voltage)

Constant voltage charge at 14.28-14.58 V/Battery (25 °C) until the current measures between 1.4-4.5 amperes.

Phase 3 (Constant-Current)

Constant voltage charge at 1.5-4.5 amperes until the battery voltage measures between 15-16.2 V/Battery (25 °C) or until dV/dt reaches less than 0.035.