

CATs ACROSS CANADA

Lia Quickert *ONCAT Executive Director Interim*

Rob Fleming *BCCAT Executive & Co-Chair*

Phil Belanger *CATNB Executive Director*

*Oct 26, 2017
PESC Fall 2017 Data Summit*



**Saskatchewan Transfer Credit &
Learner Pathways Council**



Cats?





**Saskatchewan Transfer Credit &
Learner Pathways Council**



CAT Characteristics



Similar

Collaboration – ideas, best practices
Institutional Commitment
Growing Need



Different

Structures
Funding
Contexts – political, priorities



BCCAT



Est. 1989



Facilitates

- Admission
- Articulation
- Application
- Transfer arrangements



Postsecondary institutions

- 25 public
- 11 private
- 2 out of province



Provincial government



19 member Council

- 3 standing committees (Research, Admissions, Transfer)
- 68 articulation committees



Supporting Services



ACAT



Est. 1974



Facilitates

- Policies, guidelines, procedures
- Transfer agreement database



Provincial gov, Independent body



41 postsecondary institutions, 6 provinces

- 26 AB public
- 4 AB private
- 5 indigenous PSIs
- 6 out-of-prov PSIs



Online Alberta Transfer Guide



ALBERTA COUNCIL ON
ADMISSIONS & TRANSFER

SK Transfer Credit and Learner Pathways Council



Est. 2016



Facilitates

- Priorities & strategies
- Pathway promotion



Provincial government



Saskatchewan Ministry of Advanced Education

- Regional
- Federated
- Affiliated
- Aboriginal & Northern
- SK Apprenticeship & Trade Certification Commission



5 Postsecondary institutions

Campus MB



Facilitates

- Projects
- Services
- Expanding access



Provincial government



Consortium of postsecondary institutions

- 7 MB public



Supporting Services

CAMPUS
Manitoba



ONCAT



Est. 2011



Facilitates

- Infrastructure dev
- Culture change



Provincial gov, not-for-profit



- \$7.5M Annual budget

Voluntary participation

- 16 member Board
- College and University Co-Chairs

45 public postsecondary institutions

- 21 universities
- 24 colleges



55,000+
students transfer
annually

ONCAT

Sector Resource

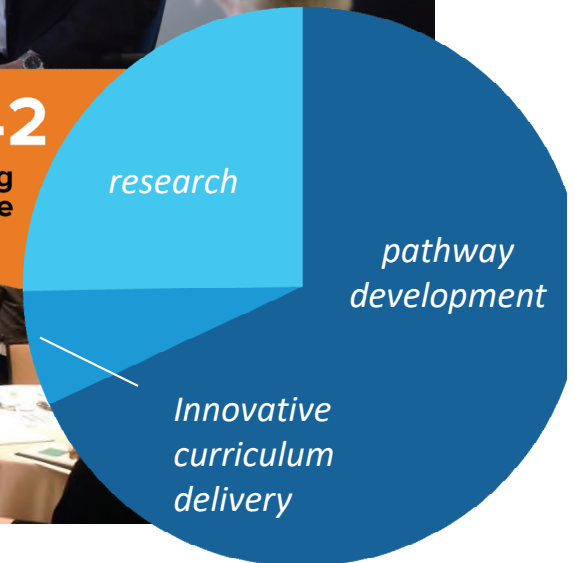
- Collaborative **Projects**
- Funded **Research**
- Communities of Practice
 - Northern
 - Francophone
 - Transfer Committees
 - Student Advisory Board
 - Transfer Advisors Group
 - Learning Outcomes
- Conference & ONTransfer.ca Days
- Pan-Canadian Credit Transfer Initiatives

150+
initiatives
funded



\$14,717,437.42

in total initiative funding
awarded to date



ONCAT



- Course & Program transfer guides
- **170,000** course equivalencies
- **1,700** agreements
- **800,000** individual transfer opportunities
- Institutional Profiles

nearly
1,000,000
users since Sep 2011



oncat
Ontario Council on
Articulation and Transfer



caton
Conseil pour l'articulation
et le transfert – Ontario

What's Next?

oncat@caton

strengthening



Mobility Culture & Web Platforms

- High Schools
- Faculty Fellows

empowering



Marginalized Learners

- Northern
- Indigenous
- Francophone
- Adult/Mature
- Accessibility

resourcing



New Areas of PSE


- Graduate Certificates
- Apprenticeship

connecting



Industry

**Apply
Now**



CATNB



Est. 2010



Facilitates

- Credit transfer
- PLAR



**7 member
postsecondary
institutions**



Provincial government



Operations Committee



CATNB

NSCAT



Facilitates

- Enrollment
- Mobility
- Success



11 member public
postsecondary
institutions



Provincial government



Department of Labour & Advanced Education

Supporting Services



- MyTransferCourses
- MySpringandSummerCourses
- MyTranscripts



MyNSFuture

NOVA SCOTIA'S HIGHER EDUCATION GATEWAY



Nova Scotia

Council on Admission & Transfer

Together

- 2008 WestCAT mtgs
- 2014 Expanded to all CATs
- 2012-13 PCCAT incorporated
- 2015 Interprovincial Transfer Forum

June
2017

**Provincial Councils on Credit Transfer Expand Agreement
to Enhance Student Mobility across Canada**

acat ALBERTA COUNCIL ON
ADMISSIONS & TRANSFER

BCCAT
BRITISH COLUMBIA COUNCIL
ON ADMISSIONS & TRANSFER

CATNB
COUNCIL ON ADMISSIONS & TRANSFER
NEW BRUNSWICK

CAMPUS
Manitoba

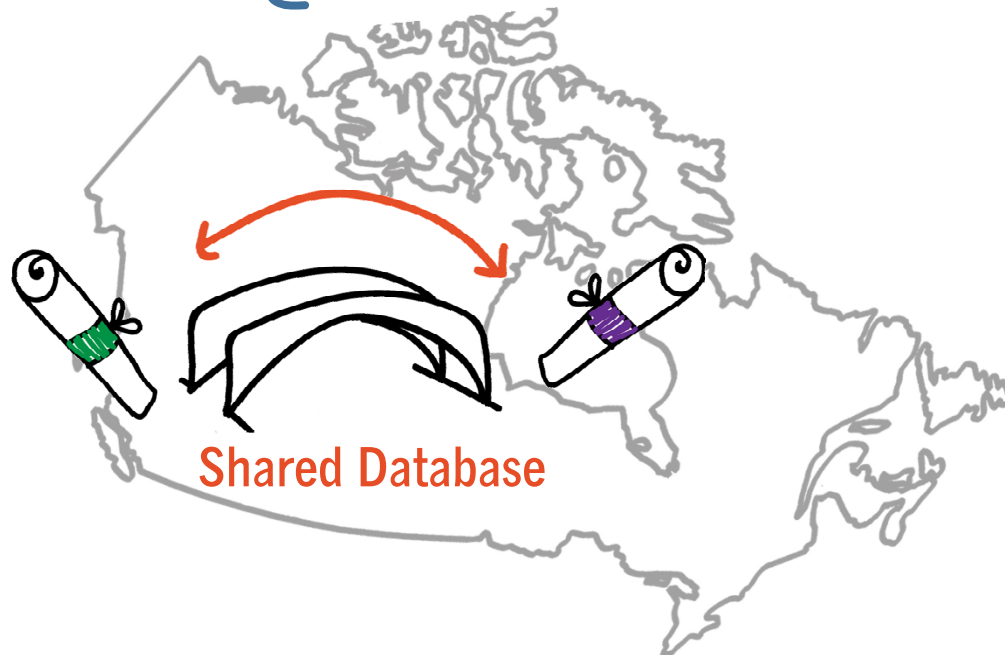
Nova Scotia
Council on Admission & Transfer

oncat
ONTARIO COUNCIL ON
ADMISSIONS & TRANSFER

caton
COUNCIL ON ADMISSIONS & TRANSFER
ONTARIO

**Saskatchewan Transfer Credit &
Learner Pathways Council**

PCCAT
Pan-Canadian
Consortium on
Admissions & Transfer



Future
Thinking

**CREDIT AND MOBILITY DATA:
BC EXPERIENCE AND PAN-CANADIAN
POSSIBILITIES**

Dr. R. Fleming

Executive Director and Co-chair, BCCAT

PCCAT Panel, EdInterop2017, Toronto October 25-27

BC Transfer and Mobility DATA: What we Know

54,000 + students moved between BC public institutions in 2014-15

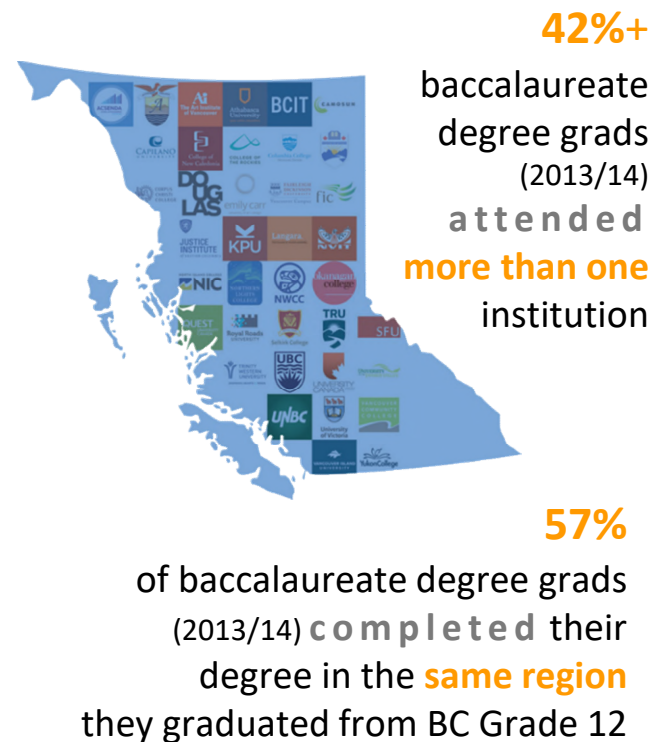
13,000 students transferred a total of **308,000** credits into CDW institutions in 2013/14

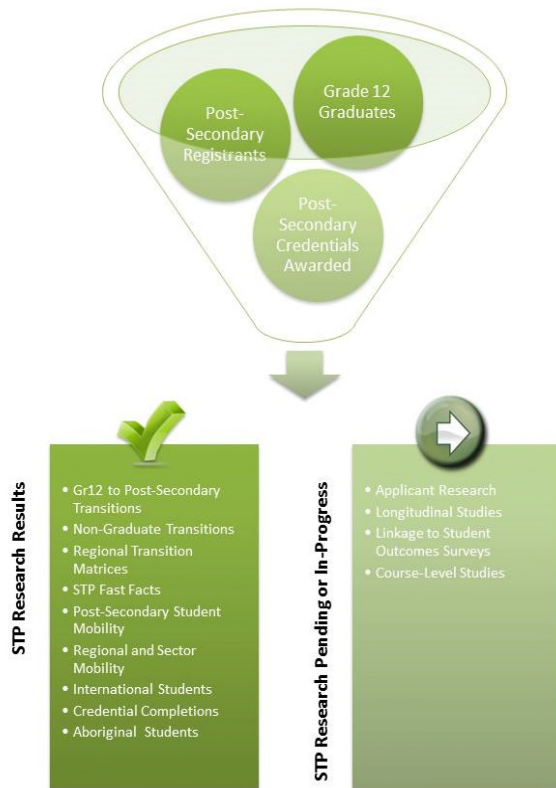


5,800+ students transferred an average of **48** credits each into research universities (2012/13)

400,000+ credits move annually between BC public post-secondary institutions

200,000+ course, **1000+** block, **50+** degree partnership agreements & IB/AP Pathways





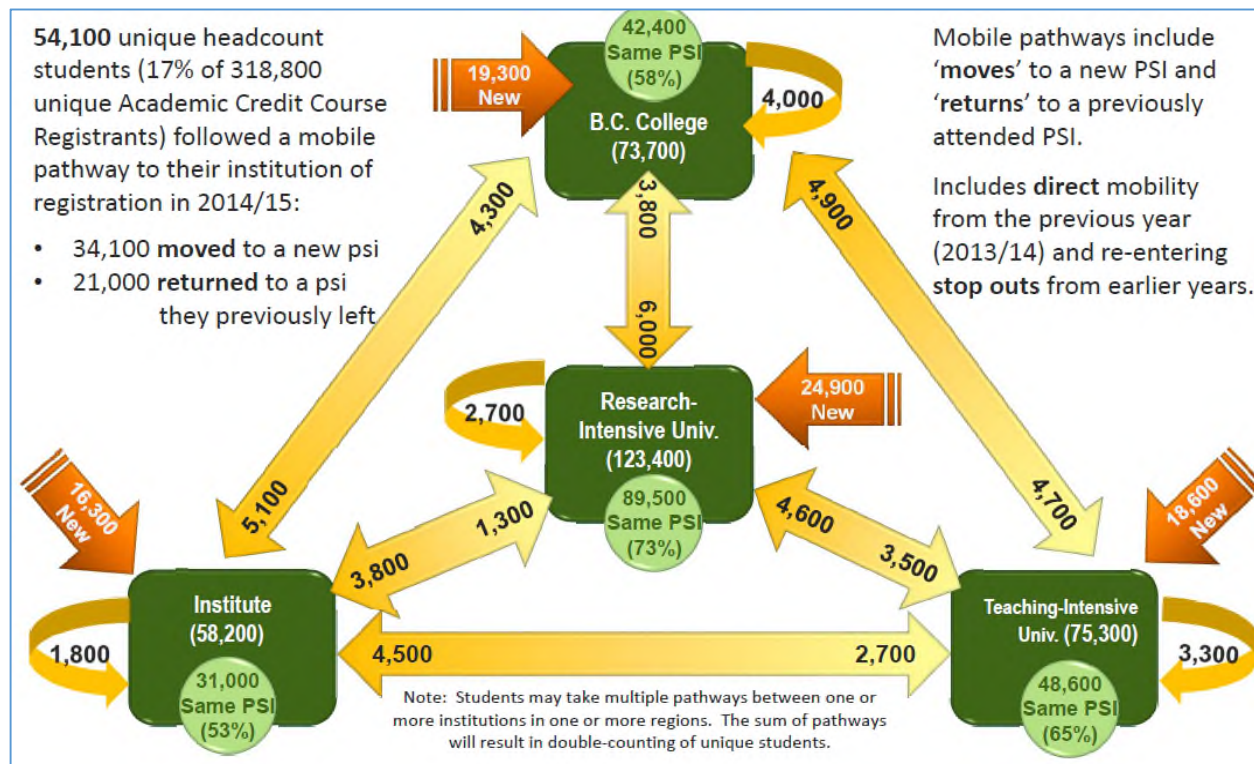
BC Transfer and Mobility DATA: How we Know

Student Transitions Project

- Provincial student mobility data **tracks movement** (registration) using PENs
- **Collaboration** of Ministries of Advanced Education and Education, post-secondary institutions & BCCAT

Source: Student Transitions Project
www.aved.gov.bc.cat/student_transitions

BC Trends in Student Mobility: Volume, Rates, and Patterns



Source: Student Transitions Project
www.aved.gov.bc.cat/student_transitions

BC Transfer and Mobility DATA: How we Know

Central Data Warehouse

Receives data from **21 of 25** BC Public PSIs but excludes four research universities

Benefits:

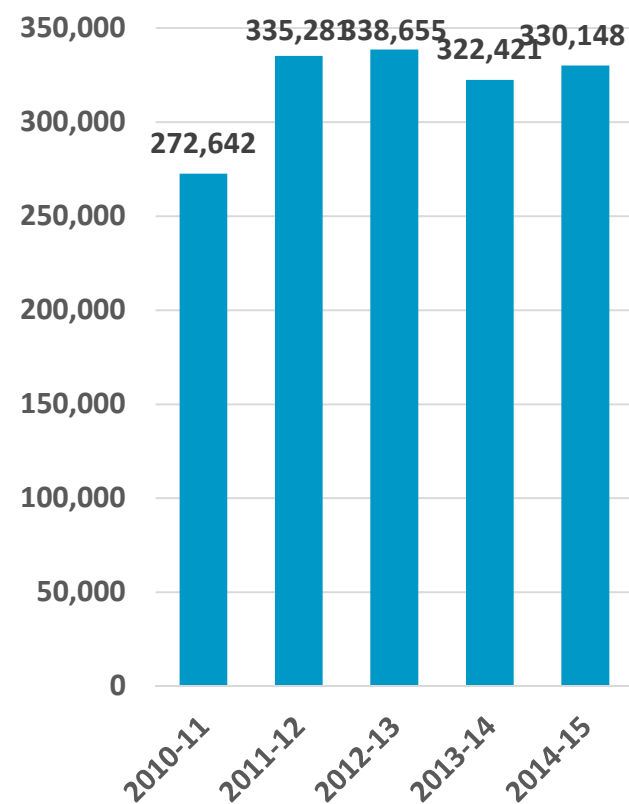
- Provides a measure of credit mobility and factors
- Provides insight into **Private institutions** and **Out-of-province** institutions, including Canadian and international sending credit

Challenges:

- PSIS codes not comprehensive → **unknown senders**
- Credit assessment year \neq Transfer year
- Assessing **all vs. applicable** transfer credit
- Different institutional information systems

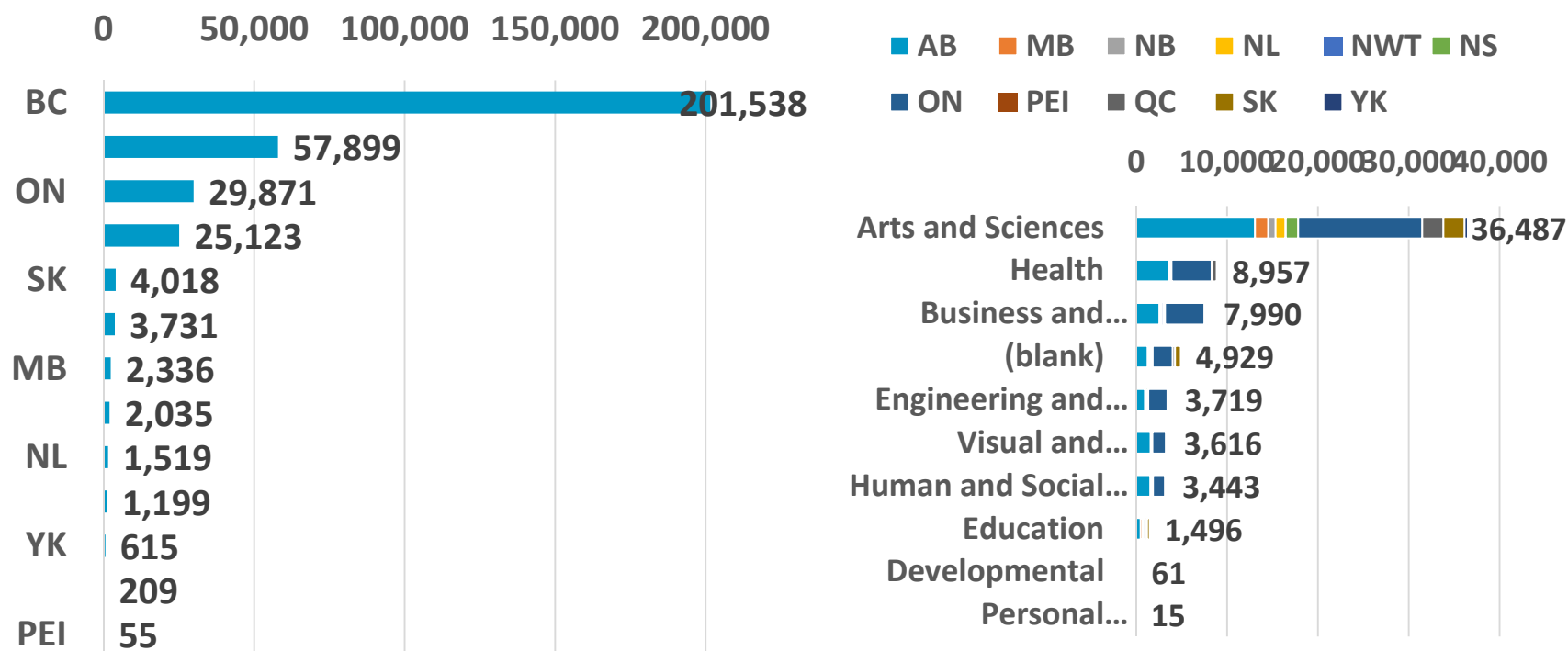
BC Trends in Credit Mobility: OVERVIEW

- 250,000-300,000 credits assessed per year
- 10,000-13,000 students/year have credits assessed
- ~70% first-year courses
- ~50% assigned credit + 10% block transfer
- Senders: 40% CDW, 17% RIUs, 10% non-BC, some private (and 30% unknown)



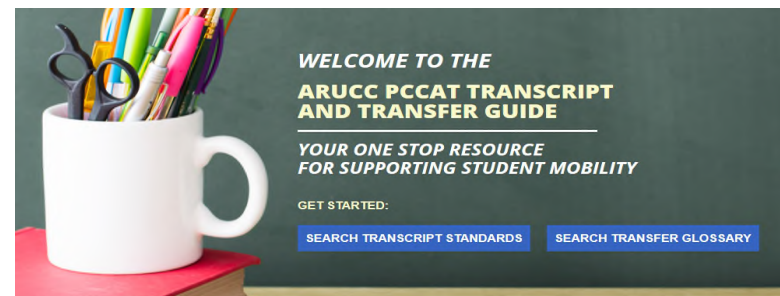
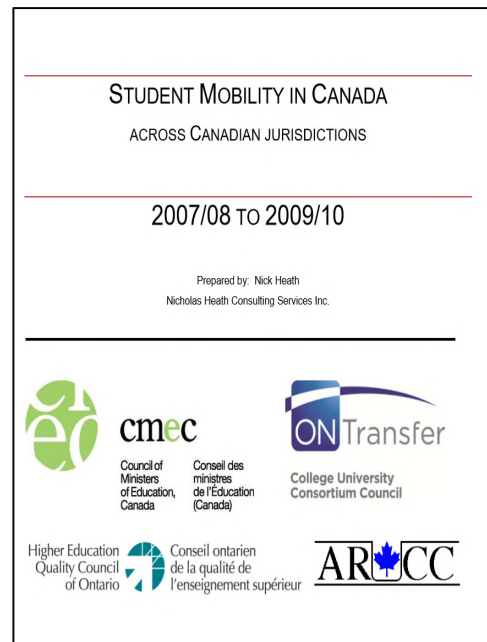
Source: AEST, CDW Spring 2017

2014-15: BY PROVINCE and DISCIPLINE



Source: AVED, CDW Spring 2017

PCCAT and Affiliated Research and Projects



Saskatchewan Transfer Credit &
Learner Pathways Council

CAMPUS
Manitoba

oncat

CATNB

Nova Scotia
Council on Admission & Transfer

Pan-Canadian Data: Needs and Opportunities

Research:

- Inter provincial mobility data: BC / Alberta project
- Ongoing Interprovincial mobility reports

Business Practices:

- Aligned data collection, coding, and reporting practices
- Transcript Guide, PESC standards for transcription

Technologies:

- Inter-provincial transfer databases building off provincial hubs (TCS)
- ARUCC Groningen Initiative: linking electronic data exchange hubs in Canada and beyond (Ontario, BC, NS ...)



Project Briefing
Fall 2017

ARUCC Groningen and Student Mobility Project
Creating a national data exchange network for Canada

Project Vision

As a signatory to the Groningen Declaration, ARUCC's vision for Canada is to advance national and international student mobility through trusted data exchange. To achieve this, the ARUCC Steering Committee has begun the next stage of a project that seeks to enhance Canada-wide data exchange capacity and create a national network for student data exchange.



CATNB

Council on Articulations and Transfer of New Brunswick / Conseil sur les accords de transfert du Nouveau-Brunswick

Aligning RPL with Credit Transfer in a Digital World

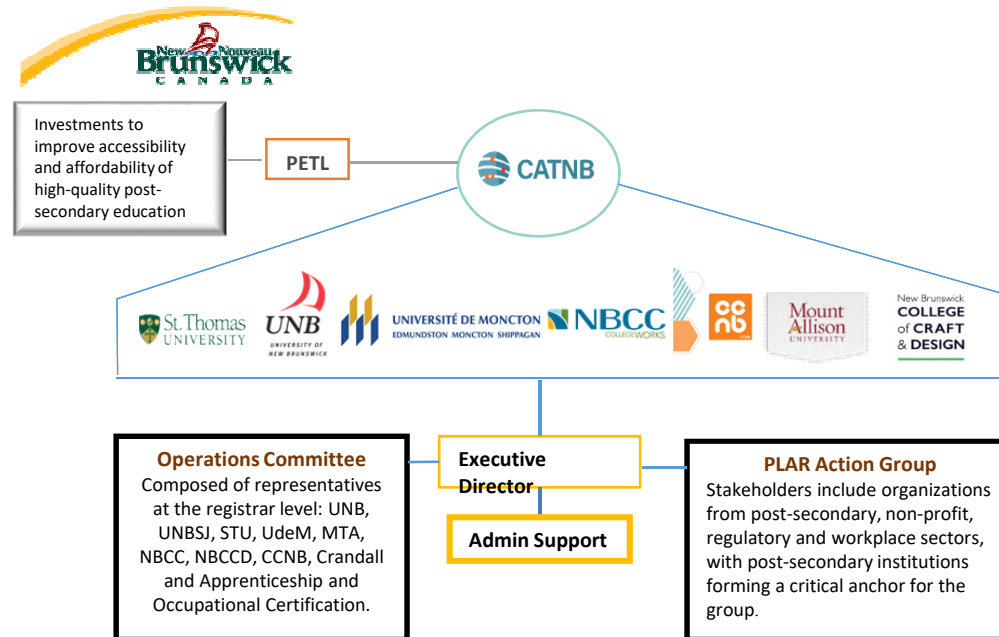
Phil Belanger

Executive Director, CATNB

PCCAT Panel, EdInterop2017, Toronto October 25-27



Modified Operational Structure



The new operational model unites credit transfer and PLAR initiatives under one operational governance with more accountability and transparency, and better management of time and increase opportunities for growth at a better pace to enhance collaborative efforts both provincially and on a Pan-Canadian basis.

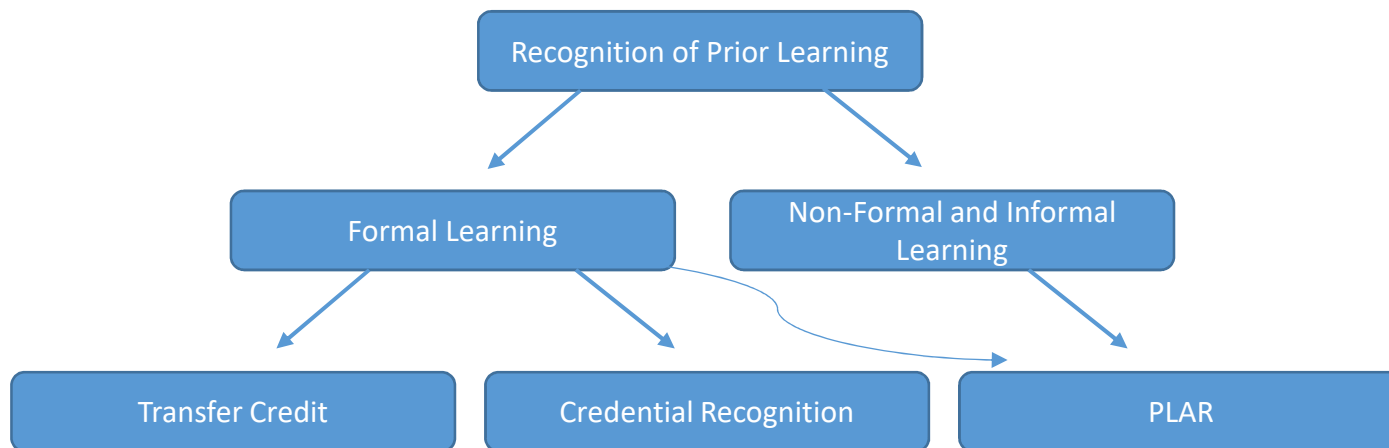
RPL helps Post-secondary Institutions to:

- increase institutional efficiency by eliminating duplicate education or training
- increase student recruitment and retention
- allow for more appropriate placement of learners in programs
- meet the needs of a wider range of learners
- expand learning options to provide more modular and accessible approaches
- provide an important service for business, industry and community links
- enhance the image of the institution in the community

** From the CAPLA Quality Assurance for the Recognition of Prior Learning in Canada manual*

RPL and PLAR – Definitions and Alignment with CAPLA

RPL Definition



Entering a Digital World

E-portfolios, Competency Digital Badges, Online self-assessment tools,
Shared data and e-transfer of information

What's Lining Up?

- Establish common RPL policies, practices and terminology, based on the NB PLAR benchmarking report as part of implementing the new CATNB operational structure;
- Liaise with other jurisdictions to collaboratively implement advising practices for inter-provincial consistency of RPL definition, based on the CAPLA Quality Assurance Manual;
- Develop a proposed model for a NB Central Application and Referral / Orientation Services pertaining to Credit Transfer and PLAR, based on existing models, tailored to the needs and affordability of the province.

THANK YOU

