


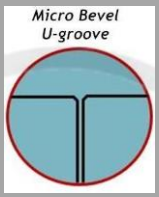









ELEVATE COLLECTION TECH SPECS

COLLECTION	MODEL	SIZE	CORE TYPE	WEAR LAYER	 VARIATION	TEXTURE			 Micro Bevel U-groove		WARRANTY
ELEVATE	BERNAU TAN OLFEN CENIZA RHINE HAYA SAXONY ROBLE	9"x48" x 5.7mm	SPC	22 mil (0.55mm)	Moderate Plank Variation	Wood Finish	100% Waterproof	Angle/Angle Lock	Micro Bevel Edge	Attached Underlayment High Density IXPE 1.5mm	Residential 25 yrs Commercial 10 yrs
	PACKING										
	ft2 	pcs 	lbs (kgs) 	Box per 	lbs (kgs) 	Container 					
	24	8	43 (20 kgs)	64 Boxes	2775 (1259 kgs)	20					