

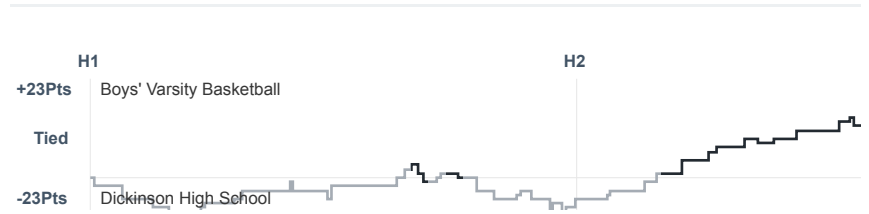
Box Score Report

LHS vs Dickinson - Jan 29, 2019 - W 73-51

Period Stats

| Team | 1 | 2 | Final |
|------------|-----------|-----------|-----------|
| LHS | 27 | 46 | 73 |
| DHS | 32 | 19 | 51 |

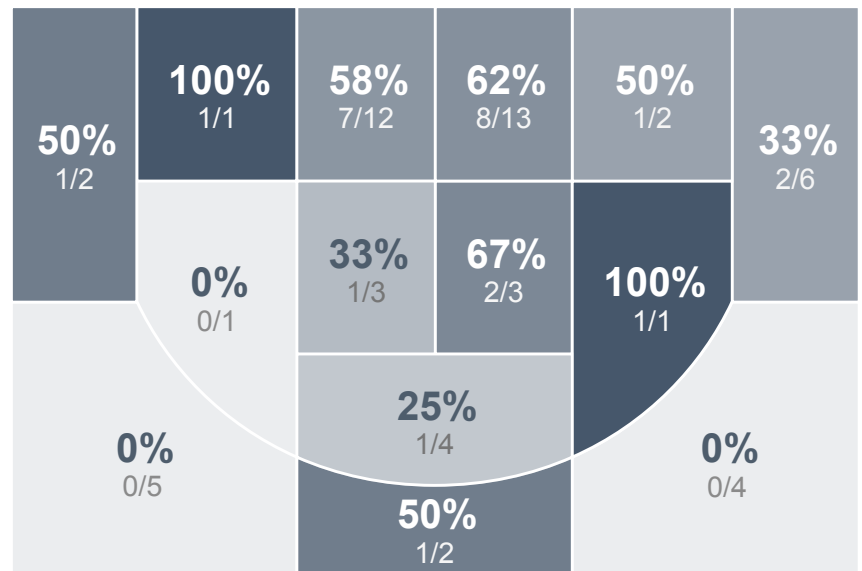
Run Graph



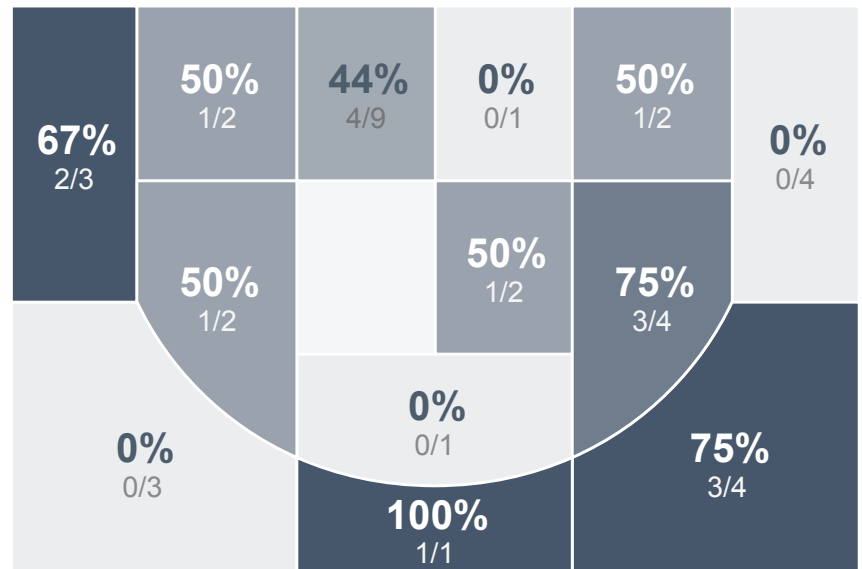
Team Stats

| | LHS | DHS |
|------------------------|--------------|--------------|
| Field Goal % | 44.1% | 44.7% |
| Effective Field Goal % | 47.5% | 52.6% |
| 2FG Made/Attempted | 22/40 | 11/23 |
| 2FG% | 55.0% | 47.8% |
| 3FG Made/Attempted | 4/19 | 6/15 |
| 3FG% | 21.1% | 40.0% |
| FT Made/Attempted | 17/21 | 11/16 |
| Free Throw Percentage | 81.0% | 68.8% |
| Points Per Possession | 1.04 | 0.78 |
| Transition Points | 12 | 4 |
| Points Off Turnovers | 21 | 10 |
| Second Chance Points | 13 | 2 |
| Points in the Paint | 36 | 10 |
| Offensive Rebounds | 11 | 2 |
| Defense Rebounds | 20 | 23 |
| Assists | 12 | 3 |
| Deflections | 5 | 4 |
| Steals | 13 | 8 |
| Blocks | 0 | 0 |
| Turnovers | 12 | 22 |
| Personal Fouls | 18 | 17 |
| Charges Taken | 0 | 0 |


Boys' Varsity Basketball



Dickinson High School



Boys' Varsity Basketball's Player Stats

| Name | Pts | FG | 3FG | FT | +/- | MINS | OREB | DREB | AST | DEFL | STL | BLK | TO | FOUL | CHG |
|---|-----|------|-----|-----|-----|------|------|------|-----|------|-----|-----|----|------|-----|
|  Unknown Athlete | 0 | 0/2 | 0/0 | 0/0 | -1 | 3 | 1 | 0 | 0 | 0 | 0 | 0 | 0 | 0 | 0 |
| #4 Rhett Clements | 19 | 7/13 | 1/4 | 4/5 | +21 | 31 | 3 | 5 | 3 | 0 | 2 | 0 | 2 | 0 | 0 |
| #11 Troy Hliz | 8 | 4/8 | 0/1 | 0/0 | +16 | 23 | 2 | 2 | 0 | 1 | 0 | 0 | 3 | 2 | 0 |
| #12 Ben Patton | 0 | 0/3 | 0/2 | 0/0 | 0 | 7 | 0 | 0 | 0 | 0 | 0 | 0 | 0 | 0 | 0 |
| #13 Andrew Messmer | 3 | 1/3 | 0/2 | 1/1 | -4 | 11 | 0 | 1 | 0 | 1 | 1 | 0 | 3 | 1 | 0 |
| #15 Josh Bitz | 10 | 4/6 | 1/3 | 1/1 | +11 | 9 | 0 | 0 | 1 | 0 | 0 | 0 | 0 | 0 | 0 |
| #20 Nick Kupfer | 21 | 7/12 | 1/2 | 6/6 | +19 | 29 | 0 | 5 | 1 | 1 | 3 | 0 | 0 | 4 | 0 |
| #22 Keagen Woodbury | 1 | 0/3 | 0/2 | 1/2 | +9 | 24 | 0 | 1 | 3 | 1 | 1 | 0 | 2 | 4 | 0 |
| #23 Justin Mahlum | 2 | 1/1 | 0/0 | 0/0 | -1 | 2 | 0 | 0 | 0 | 0 | 1 | 0 | 0 | 1 | 0 |
| #25 Lyric Hoffman | 2 | 0/3 | 0/0 | 2/2 | +14 | 15 | 0 | 2 | 3 | 0 | 1 | 0 | 0 | 3 | 0 |
| #32 Paxton Miller | 5 | 1/3 | 1/3 | 2/2 | +13 | 20 | 1 | 2 | 0 | 0 | 3 | 0 | 1 | 2 | 0 |
| #33 Cooper Glenn | 2 | 1/2 | 0/0 | 0/0 | +15 | 15 | 4 | 0 | 1 | 1 | 1 | 0 | 1 | 0 | 0 |
| #35 Jace Nordsven | 0 | 0/0 | 0/0 | 0/2 | -1 | 2 | 0 | 0 | 0 | 0 | 0 | 0 | 0 | 1 | 0 |

Dickinson High School's Player Stats

| Name | Pts | FG | 3FG | FT | +/- | MINS | OREB | DREB | AST | DEFL | STL | BLK | TO | FOUL | CHG |
|----------------------|-----|------|-----|-----|-----|------|------|------|-----|------|-----|-----|----|------|-----|
| #3 Jayden Hocker | 10 | 3/8 | 2/4 | 2/2 | -13 | 30 | 0 | 1 | 1 | 1 | 0 | 0 | 3 | 0 | 0 |
| #4 Remington Schatz | 0 | 0/2 | 0/1 | 0/0 | -2 | 4 | 0 | 0 | 0 | 0 | 0 | 0 | 0 | 0 | 0 |
| #5 Luke Mavity | 0 | 0/0 | 0/0 | 0/0 | -15 | 13 | 0 | 2 | 0 | 0 | 0 | 0 | 1 | 1 | 0 |
| #10 Jaiden Wright | 11 | 5/8 | 0/1 | 1/2 | -20 | 29 | 0 | 4 | 2 | 1 | 3 | 0 | 3 | 4 | 0 |
| #20 Dawson Dassinger | 0 | 0/0 | 0/0 | 0/0 | +1 | 2 | 0 | 0 | 0 | 1 | 0 | 0 | 0 | 0 | 0 |
| #21 Alex Praus | 2 | 1/1 | 0/0 | 0/0 | -15 | 18 | 0 | 2 | 0 | 0 | 1 | 0 | 1 | 1 | 0 |
| #23 Isaac Gjerde | 1 | 0/0 | 0/0 | 1/2 | -16 | 31 | 1 | 3 | 0 | 0 | 0 | 0 | 2 | 5 | 0 |
| #24 Kobe Krenz | 20 | 6/16 | 4/9 | 4/6 | -23 | 34 | 0 | 5 | 0 | 1 | 3 | 0 | 4 | 2 | 0 |
| #33 Kyle Brilz | 0 | 0/0 | 0/0 | 0/0 | 0 | 1 | 0 | 0 | 0 | 0 | 0 | 0 | 0 | 1 | 0 |
| #34 Tallon Klatt | 4 | 2/3 | 0/0 | 0/0 | -10 | 23 | 1 | 2 | 0 | 0 | 1 | 0 | 7 | 3 | 0 |
| #40 Tristan Pelton | 2 | 0/0 | 0/0 | 2/2 | +1 | 2 | 0 | 1 | 0 | 0 | 0 | 0 | 0 | 0 | 0 |
| #44 Evan Showalter | 1 | 0/0 | 0/0 | 1/2 | +1 | 2 | 0 | 0 | 0 | 0 | 0 | 0 | 0 | 0 | 0 |
| #52 - | 0 | 0/0 | 0/0 | 0/0 | +1 | 2 | 0 | 0 | 0 | 0 | 0 | 0 | 1 | 0 | 0 |