

FUN PHILATELICALY

NEWSLETTER

ISSN 1171-6029

September 2014

Produced by the PHILATELIC YOUTH COUNCIL OF N.Z. (Inc.)
 PO Box 2979, Shortland St, Auckland 1140
www.nzpf.org.nz/youth/youth.html, email - secretaryPYC@vodafone.co.nz


With funding from 
 Community Organisation Grants Scheme

COLLECTING COMMONWEALTH GAMES

The Commonwealth Games (known as the British Empire Games from 1930 – 1950,) was first held in 1930 and, with the exception of 1942 and 1946, which were cancelled due to World War II, has taken place every four years since then.

Eighteen Cities in seven countries have hosted the event. The three nations to have hosted the most times are Australia (5), Canada (4) and New Zealand has hosted it three times. Only six teams have attended every Commonwealth Games: Australia, Canada, England, New Zealand, Scotland and Wales.

In 1928, Melville Marks Robinson of Canada was asked to organise the first British Empire Games; these were in 1930, in Hamilton, Ontario and women competed in the swimming events only.




To mark the second British Empire Games in 1934, a Cinderella label was released in London, which is shown to the left.

The cycling events were scheduled and took part in Manchester which is why the Cinderella label shows the two cities.



The games in 1954 were once again held in Canada - this time Vancouver was the host city. Above is a very nice cancellation to mark the event. Other cities in Canada also had slogans to mark the fourth British Empire Games.



The very first stamps issued to commemorate the Commonwealth Games were these 1958 stamps of Great Britain when the games were held in Cardiff - the three stamps shown above left.

In 1976 in Christchurch NZ Post issued a pictorial cancellation and local telegrams were delivered on the special forms shown to the left.

With thematic and open collecting always be on the lookout for unusual material as show above.

Stamp Camp 2014

Stamp Camp 2014 was held over 6th – 12th July, at the No. 4 Squadron ATC Training centre located at Ardmore Airport, Auckland.

The single ATC building provided an integrated set of facilities covering ablutions, sleeping, dining, recreation and philately for the children and adults over the course of the week.

The big work area in the main hall meant that the children could leave their stamps equipment laid out on the tables all week. This was a great feature, especially when a number of the children were building out their exhibits to two frames and therefore tended to work into the evening on their projects.



This year the children came to camp fully loaded with material and therefore when Earle and Ruth Howe came to camp it was a time for casual browsing rather than frantic searching for material to plug exhibit gaps. It was noted that some parents did take time out during the week to also visit ACS and Campbell Paterson for some extracurricular philatelic browsing.

The first memorable event of the camp was the fully laid out tables that were prepared for the main meal. The catering was excellent and there was a great range of food available.

On the second evening we managed to blow the 60 amp fuse with a full load of the kitchen lights and heaters for the hall. It took us a few nights to work this out as we initially thought that it was the storm weather that had been causing the power issues.

The power scenario soon became the camp motto for the year with the camp quickly taking on a "Camp Blackout" theme when we began to blow the

fuse each night. Thankfully we managed to work through this with minimal impact on the ability of the children to turn out their exhibits in the end.



During the week everyone piled into cars and drove to the end of the airfield to visit the warbirds hanger and get up and close with some planes. This was a nice break from the stamping routine.

On Friday morning the children departed on a mystery road trip armed with information to get them to the mystery destination. The first

stop was the Polish Heritage Trust Museum where there was an audio visual presentation of the book Stefania's Dancing Slippers based on the voyage of the 733 Polish children to Pahiutua in 1944 (illustrated by stamp designer Lindy Fisher), and then the adults and children were introduced to the polish paper cutting craft of Wycinanki pronounced Vee-chee-non-kee or as it became locally known by the stamp campers "cheeky monkey". A great time was had by all under the expert tuition of Ellen Roy and some great results were achieved by both children and adults.

That evening when everyone had come back together the awards session was led by Tim with the award winners pictured below.



Youth Philatelist of the Year 2014



Anna McTaggart has been involved in the Hut Valley Junior Stamp Club since 2008.

Over the last six years she has been an active member of her local club having won club award for most improved, club competition award and best overall member.

Anna has developed from a junior stamp collector to a senior Youth exhibitor having entered five national exhibitions and if successful with acceptance to FIP Malaysia Youth will have entered two exhibits into an International FIP competition.

She also received the PYC Gold achievement award 2013



Stamp Hunting at Christchurch Junior Club

Part of Christchurch club's last meeting was searching through a box of stamps and covers. Here we see members well engrossed in searching for a new treasure.

News Release Stamp Camp 2015

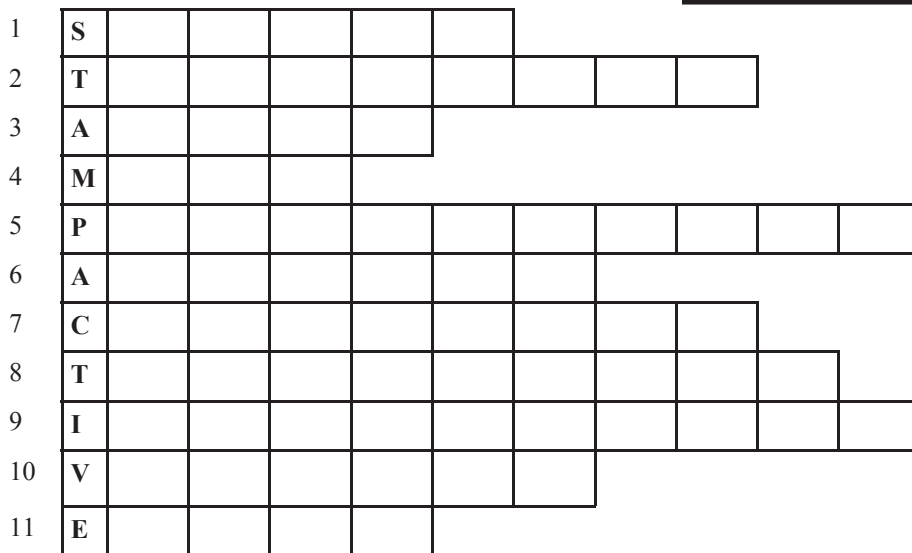
The 2015 stamp camp is going to be held at the Hanmer Springs Forest Camp. Hanmer Springs is located 135 kilometres north of Christchurch, off the Lewis Pass route to the West Coast. The camp will be held during the April school holidays from Friday April 10th – Thursday 16th 2015. Open to all children 10 years and over plus any adults just starting to exhibit at the Adult Development level.

Travel is planned to be arranged to the site for campers who arrive in Christchurch to the site. Cost is \$250 18 years and under as at 1/1/2015, over 18 years \$280.

Camp registration forms and further details will be available shortly. Enquires can be sent to Camp Hanmer C/- P O Box 18914, New Brighton, Christchurch 8641 or email karenjeffrey@paradise.net.nz. Also keep an eye out for details on the PYC page at www.cps.gen.nz

PUZZLE

Can you complete this grid by answering the questions below?



1. A postmark with a message.
2. Topical stamps
3. A good home for your stamps
4. No "holes" in this stamp
5. Holes all round!!
6. Winged letters?
7. Stamp collector's bible
8. One up - one down!
9. No holes
10. A stamp that is different from his friends
11. An expensive mistake

ACHIEVEMENT AWARDS

There are four awards, Bronze, Silver-Bronze, Silver and Gold

The Bronze and Silver-Bronze Awards can be examined by a stamp club leader, school teacher, youth group leader or adult stamp collector. The Silver and Gold must be examined by a person approved by the Philatelic Youth Council Executive.

Silver-Bronze

1. The applicant must have been collecting stamps for at least 12 months and must have qualified for the PYC Bronze Achievement Award.
2. The applicant (or a club leader) should write to PYC Achievement Awards, PO Box 2979, Auckland 1140 advising the name and address of a preferred examiner, as well as requesting a Silver-Bronze Achievement Award application form and question paper.
3. The application form and question paper will be sent to the examiner, who will give the ten question paper to the applicant.
4. The applicant should complete the question paper without assistance. There is a time limit of seven days.
5. The examiner should ensure that the applicant has an eight page display of stamps which has been entered into a Society Youth Section or Youth Inter-club competition and received a 60% mark or more, has given a five minute talk on the display, has answered at least five questions on the display and is able to demonstrate an understanding of how to detect watermarks and measure perforations.
6. The completed examiners form and completed question paper should be returned to PYC Achievement Awards, PO Box 2979, Auckland 1140.
7. If the examiner approves the award and the applicant has answered at least 60% of the question paper correctly, the Silver-Bronze Certificate and Silver-Bronze Achievement Award badge will be sent to the examiner or the stamp club leader for presentation at a stamp club meeting.

Silver

1. The applicant must have been collecting stamps for at least two years and must have qualified for the PYC Silver-Bronze Achievement Award.
2. The applicant (or a club leader) should write to PYC Achievement Awards, PO Box 2979, Auckland 1140 advising the name and address of a preferred examiner, as well as requesting a Silver Achievement Award application form and question paper.
3. The application form and question paper will be sent to the examiner, who will give the question paper to the applicant.
4. The applicant should complete the question paper without assistance. There is a time limit of seven days.
5. The examiner should ensure that the applicant has a 16 page display of stamps of National Emerald Award standard, has given a 5 to 10 minute talk on the display, has answered at least eight specialised questions on the display and is able to demonstrate an understanding of how to use a stamp catalogue.
6. The completed examiner's form and completed question paper should be returned to PYC Achievement Awards, PO Box 2979, Auckland 1140.
7. If the examiner approves the award and the applicant has answered at least 75% of the question paper correctly, the Silver Certificate and Silver Achievement Award badge will be sent to the examiner or the stamp club leader for presentation at a stamp club meeting.

EXHIBITION PROTECTORS

NEW SHIPMENT (size 248 x 290mm)

Pack of 25 \$20

Pack of 100 \$55

Order from – PYC of NZ, PO Box 2979, Auckland
1140