



About RSAI Visit the RSAI home page to find out more: www.rsaia.org

RSAI Region Meeting SE Region May 4, 2022





RSAI Team

Laurie Noll, SE Region Rep

Joel Pedersen, Legislative Rep

Scott Williamson, At-Large Rep

Dan Peterson, At-Large Rep

Dennis McClain, At-Large Rep to be elected at
Annual Meeting in October

Jen Albers, Administrator

Larry Sigel, ISFIS Partner

Margaret Buckton, Professional Advocate

Dave Daughton, Legislative Advocate





Agenda:

- ❖ Introductions
- ❖ RSAI Overview and Processes
- ❖ Election of Legislative Committee Rep
- ❖ RSAI Proposed Bylaws, if any
- ❖ Review of the 2022 Legislative Session
- ❖ SE Region Priorities for 2023 Session



Introductions

Name _____


District Role _____

One Sentence: What's the best thing happening in your school district today?



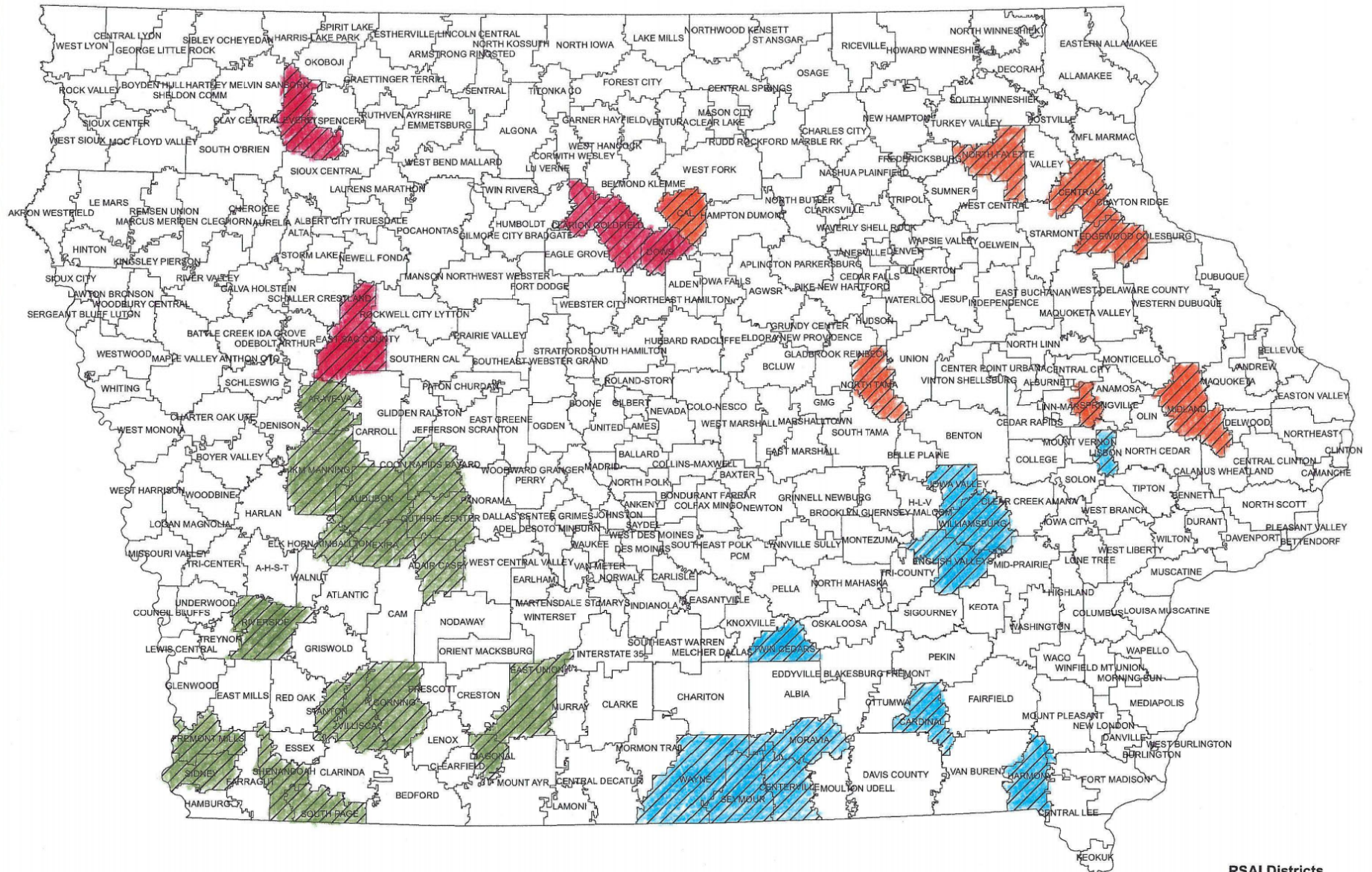
History of RSAI

The Rural School Advocates of Iowa began with a few rural school leaders getting together in 2013 to discuss many things:

- Why were rural school voices not represented in statewide decision-making?
 - Why did funding formulas not recognize transportation and sparsity factors?
 - Why did state policy always seem to have a “one-size-fits-all” approach that left little flexibility to rural schools?
 - What could rural school leaders do to change this situation to benefit students in rural schools?
- 

RSAI Membership

July 1, 2014



RSAI Districts

Members

 FY 2015 Members (41)

Date: 7/7/2014

Why Should RSAI Exist

- The needs of students in rural Iowa are not being heard specific enough or loud enough
- Provide rural schools with a venue to develop a legislative platform that specifically addresses the unique needs of students in rural Iowa.
- Rural schools have general needs that all schools need, but they also face unique challenges specific to the rural setting.
- The quality of education in rural schools is assumed to be inferior by those who have never set foot in a rural school.
- There is a need to educate legislators and remind the Governor (Lake Mills) that quality education is provided in rural schools.
- RSAI is not about creating divisions. It is about collaboration with like voices on individual issues while distinguishing itself as an organization, focused on advocating for students in rural settings.
- RSAI embraces local control and allowing communities to identify what is needed to provide its students the best possible education experiences.



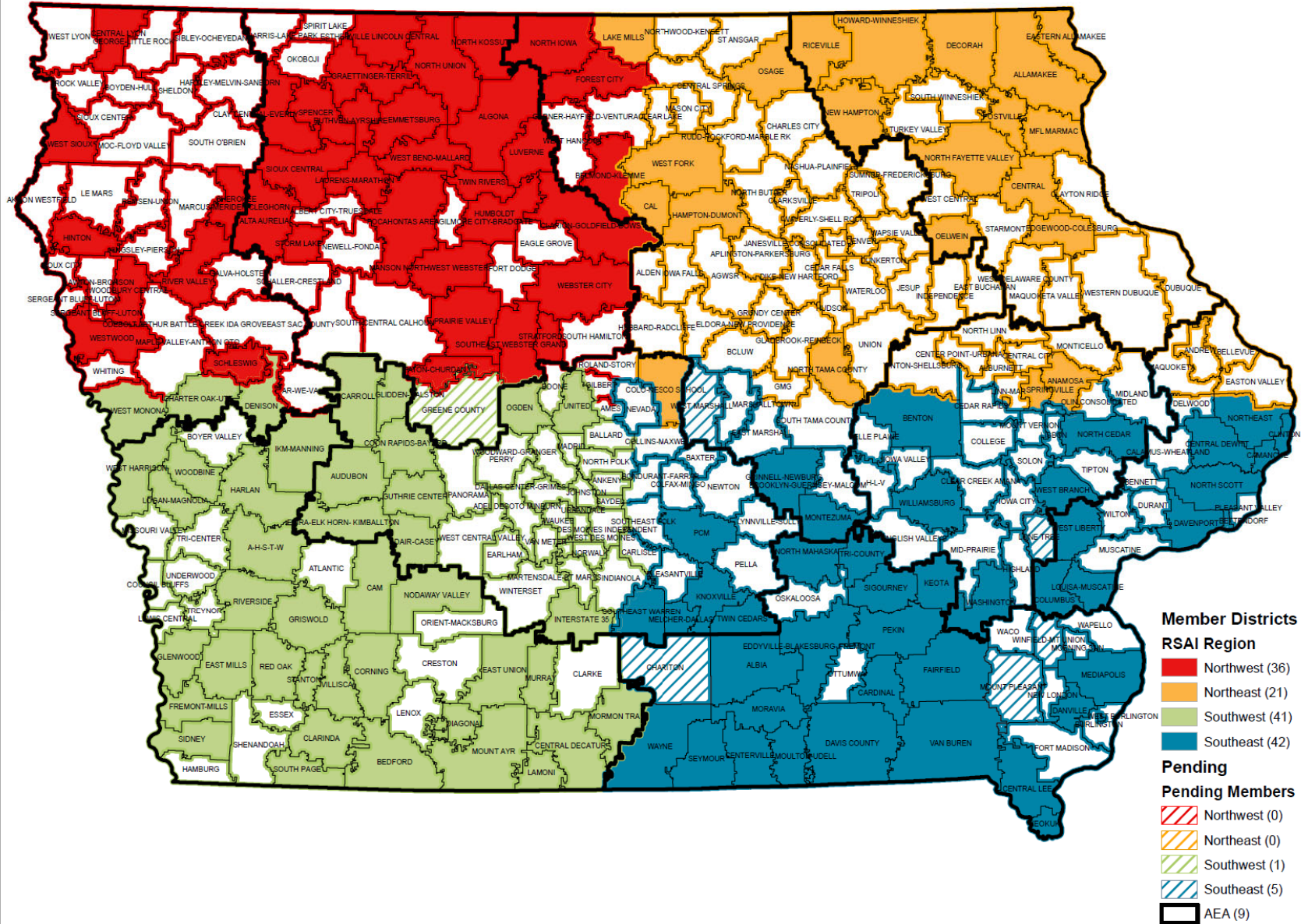
Why RSAI?



Unique Rural Needs

- Expand the use of the PPEL and Capital Projects funds to pay for the repair of school buses
- Remove the age cap from Early Retirement eligibility regulations specific to use of the Management Fund
- Provide funding opportunities to equalize the transportation cost per student and undue pressure on the General Fund
- Establish a three-year budget guarantee to provide rural school districts with funding stability and time to make difficult decisions during times of declining enrollment
- Support sharing incentives between districts to promote efficiency
- Accessible and affordable rural internet
- Allow districts to fund where State has underfunded

RSAI Members 2021-22



RSAI Relationships

RSAI is recognized as the Iowa affiliate of the **National Rural Education Association (NREA)** connecting members to rural school leaders nationwide, an annual conference focused on the needs and successes of rural schools



Lends Iowa's voice to a collective effort in our nation's Capitol through membership in the **Rural Schools Collaborative**.



RURAL SCHOOLS
COLLABORATIVE

Joins the **Iowa Rural Development Council** to network and collaborative with rural leaders across all areas of economic development.

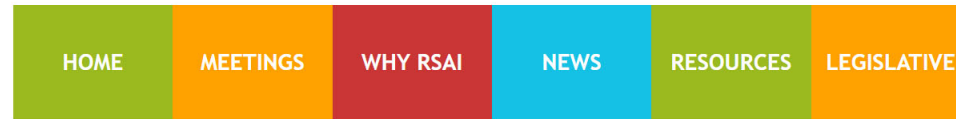




Member Benefits

- ✓ Advocacy presence at the Iowa Capitol focused on RSAI priority issues
- ✓ Weekly legislative update reports and recap videos to share the latest news from the statehouse and calls to action when needed
- ✓ A voice to advocate with the executive branch and represent rural schools on various task forces and stakeholder committees convened by DE.
- ✓ Advocacy resources for local leaders to use, including position papers, advocacy tool kits, talking points, maps, and school finance estimates
- ✓ Assistance with communications, letters to the editor or sample letters to legislators
- ✓ Easy to share information, such as RSAI Legislative Priorities Video, to inform school boards, staff, and stakeholders.
- ✓ RSAI is the state affiliate of the National Rural Education Association, which brings access to NREA research, updates about happenings in Washington, networking
- ✓ Free Summer regional meetings and RSAI annual conference in October.
- ✓ Authentic grassroots development of legislative priorities in a one district one vote democratic process.
- ✓ Free access to NASDTEC teacher licensure checks with your RSAI membership. Learn more about the program [here](#).
- ✓ Discount on ISFIS Policy-hosting Service
- ✓ Collective purchasing power as a group, attracting needed supports at discounted prices

***Networking, Sharing, Best Practice
Connections with other like districts***




RSAI Corporate Sponsors



www.rsaia.org/corporate-sponsors





2022 RSAI Annual Meeting - October 25, 2022

The 2022 Annual Meeting will be held on October 25, 2022, beginning at 4:30 pm at the FFA Enrichment Center in Ankeny, IA.

SAVE THE DATE

<https://www.rsaia.org/annual-meeting.html>



Election of RSAI Regional Representative to the Leadership Group.

Ongoing office is a 3-year term.

No election this year for SE Region.

Thanks to Laurie Noll!

Laurie's term expires in 2023





Election of RSAI Regional Representative(s) to the Legislative Committee.

Office is a 1-year appointment.

By-laws allow additional representatives so each AEA has at least one.

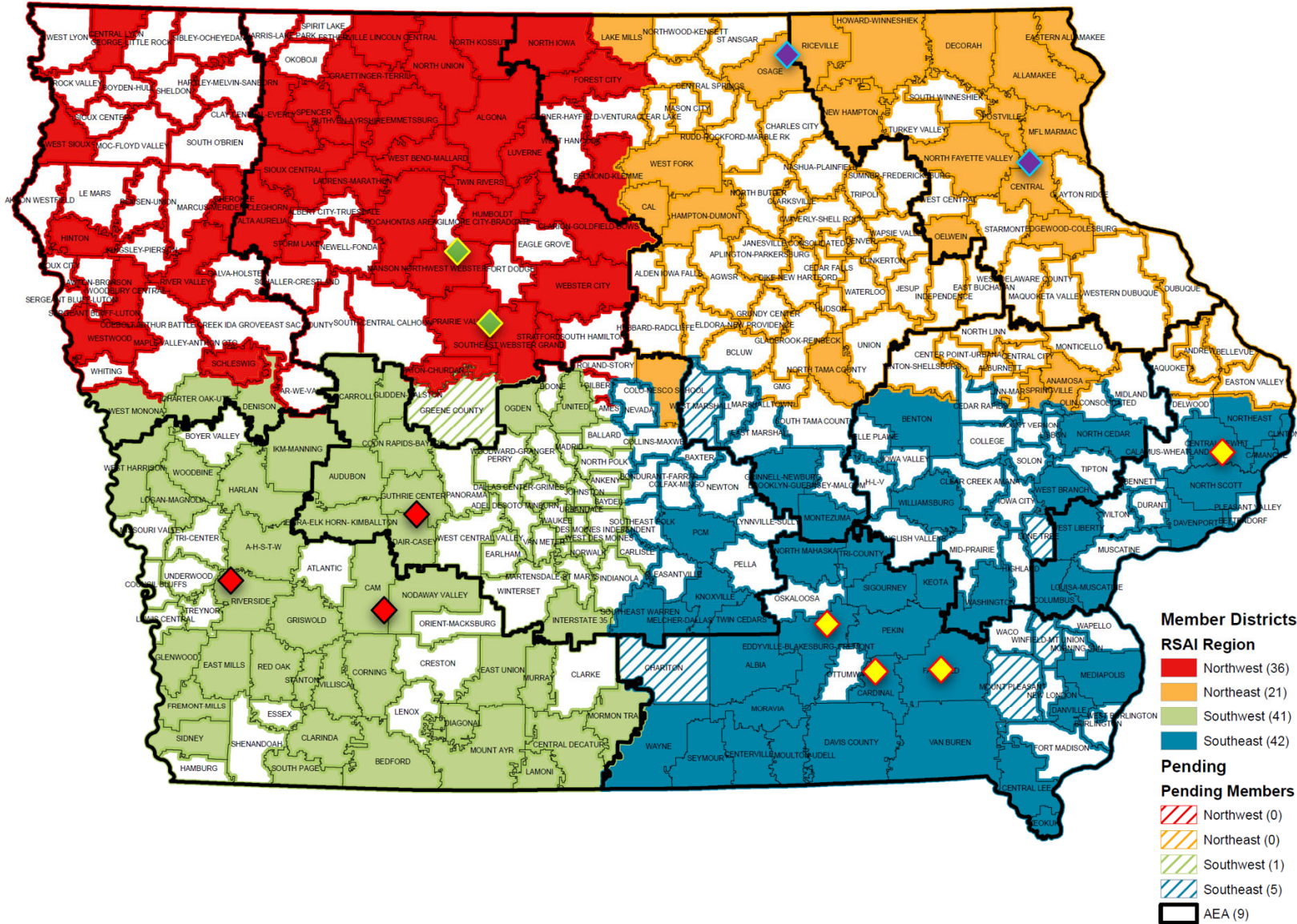
Thanks to Joel Pedersen, for serving during the 2022 Session!

Representative attends Legislative Committee Meeting in Des Moines during August (date TBD), attends the Annual Meeting in Ankeny, October 25, and supports legislative advocacy efforts during the Legislative Session.

Map on next slide shows AEA Representation



RSAI Members 2021-22



Accomplishments Benefiting Rural Districts



Before 2018:

- Management fund authority to pay for retirements over age 65 and costs of arbitration
- PPEL flexibility to pay for repairs over \$1,500
- DoP Flexibility
- Home Rule Statute
- Categorical Fund Flexibility

In 2018 Session

- Even more DoP Flexibility
- Even more Categorical Fund Flexibility
- Staff Flexibility – CTE options for hard-to-staff content and local offerings of on-line learning
- Progress on Transportation (grants) and Formula Equality
- Extension of Operational Sharing Incentives

Accomplishments Benefiting Rural Districts



In 2019 Session

- Transportation in the Formula
- Formula Equity
- Extension of WGS/reorganization Incentives
- State Penny Extension
- Teacher shortage flexibility: Praxis waiver, concurrent enrollment STEM offer and teach, online learning flexibility

In 2020 Session

- Transportation in the Formula Continued (all the state average)
- Formula Equity – another \$10 per pupil
- 2.3% SSA (highest in 10 years)
- Mental Health: Telehealth services at school, Therapeutic Classroom Pilots, \$2.1 million AEA funding for MH First Aid Training
- Staffing Flexibility: Online allowed for financial literacy, world languages and computer science to meet O&T, Praxis eliminated as entrance test to teaching, AA degrees for some CTE teachers, Licensure reciprocity with other states.
- Poverty: bill through House Education to study poverty weightings did not advance further

Accomplishments 2021 Benefiting Rural Districts



Empower Rural Iowa Broadband Grant Fund was created (HF 848) and \$100 million was appropriated as a down payment for first-year implementation (HF 867).

Equity: transportation equity payments and additional reduction of \$10 per pupil in the formula equity gap (SF 269).

Preschool: New process, for this fall only, to apply to the SBRC for modified supplemental amount for PK enrollment growth compared to Oct. 2020 provided (HF 868).

Operational Sharing: Work-based learning coordinator, special education director, and mental health professional with a statement of professional recognition were all positions added to operational sharing (HF 847 & HF 868) (*WARNING: reduction of the supplementary weightings for operational sharing beginning in the FY 2023 school year.*)

Student Mental Health: \$3.2 million appropriation to AEAs for mental health training and student supports and services (HF 868). \$2.1 million to begin implementation of therapeutic classrooms (SF 2360 in 2020 and HF 868 in 2021). Parity for insurance payments for telehealth services and state funds to reduce property taxes for Iowan's mental health system (SF 619).

Flexibility for Staffing: Substitute qualifications (AA degree or 60 hours of post-secondary credit and process to extend beyond 10 days in a classroom in HF 675), allowing occupational therapists to provide concussion management services (SF 466), and direction that BOEE develop a statement of professional recognition for licensed behavior therapists and mental health professionals (SF 532). Warning: Online learning SF 467 does not advance.

Local Control: expanded flexibility to transfer TLC ending balances to the Flexibility Account and creation of a new FS3 (Flexible Student and School Support Program) which allows innovative programs and waivers of some offer and teach and other regulations (HF 847).



About RSAI Visit the RSAI home page to find out more: www.rsaia.org

Summary of 2022 Legislative Session (so far) RSAI Priority Action



Priorities Update: Status

Funding & Formula/Transportation Equity

Historic Tax Cuts Enacted: HF 2317 was signed by the Governor on March 1. RSAI opposed the bill, which will reduce general fund revenue significantly, hindering the ability of the state to adequately fund schools and other essential state services. During the debate, there was strong difference of opinion, with the Republicans stating that these tax cuts will stimulate Iowa's economic growth and the Democrats stating that other states' experiences have not delivered such growth. This chart from the [LSA Fiscal Note](#) shows the total estimated reduction of taxes:

Figure 2

Projected Change in Tax Liability and State General Fund Revenue							
In Millions							
Division	Item	FY 2023	FY 2024	FY 2025	FY 2026	FY 2027	FY 2028
I	Qualified Stock Exemption	\$ 0.0	\$ -4.0	\$ -7.6	\$ -10.3	\$ -9.0	\$ -9.5
II	Farm Lease Income Exemption	0.0	-2.1	-2.0	-1.8	-1.5	-1.6
III	Farm Capital Gains Exemption	0.0	-7.2	-6.9	-6.1	-5.4	-5.7
IV and V	Tax Rate Reduction	-37.3	-135.7	-352.1	-948.2	-1,397.1	-1,413.4
VI	Retirement Income Exemption	-179.6	-353.3	-340.6	-359.8	-363.9	-376.4
IV, V, and VI	Rate Reduction and Exemption Interaction *	0.2	7.0	25.9	80.6	109.8	99.5
	Individual Income Tax Total	\$ -216.7	\$ -495.3	\$ -683.3	\$ -1,245.6	\$ -1,667.1	\$ -1,707.1
IX and X	Corporate Income Tax Rate Reduction	\$ -19.6	\$ -79.6	\$ -109.8	\$ -135.3	\$ -182.1	\$ -229.4
VII	Research Activities Tax Credit	\$ 0.0	\$ 13.1	\$ 23.7	\$ 30.0	\$ 36.6	\$ 44.8
VIII	Assistive Device Tax Credit	0.0	0.0	0.0	0.0	0.0	0.0
VIII	Historic Preservation Tax Credit	0.0	0.3	1.2	2.3	3.3	4.4
VIII	Redevelopment Tax Credit	0.0	0.0	0.0	0.0	0.0	0.1
VII	Research Activities Tax Credit (Supplemental)	0.0	0.0	0.0	0.1	0.1	0.2
VIII	Third-Party Developer Tax Credit	0.0	0.1	0.1	0.1	0.2	0.2
	Tax Credits Total	\$ 0.0	\$ 13.5	\$ 25.0	\$ 32.5	\$ 40.2	\$ 49.7
	Total Projected Change Compared to Current Law	\$ -236.3	\$ -561.4	\$ -768.1	\$ -1,348.4	\$ -1,809.0	\$ -1,886.8

* The tax reduction and retirement income components were estimated separately and in combination. This table presents the fiscal impacts separately, and the final line of the table adjusts for the interaction of the two tax reductions.



Adequate School Resources

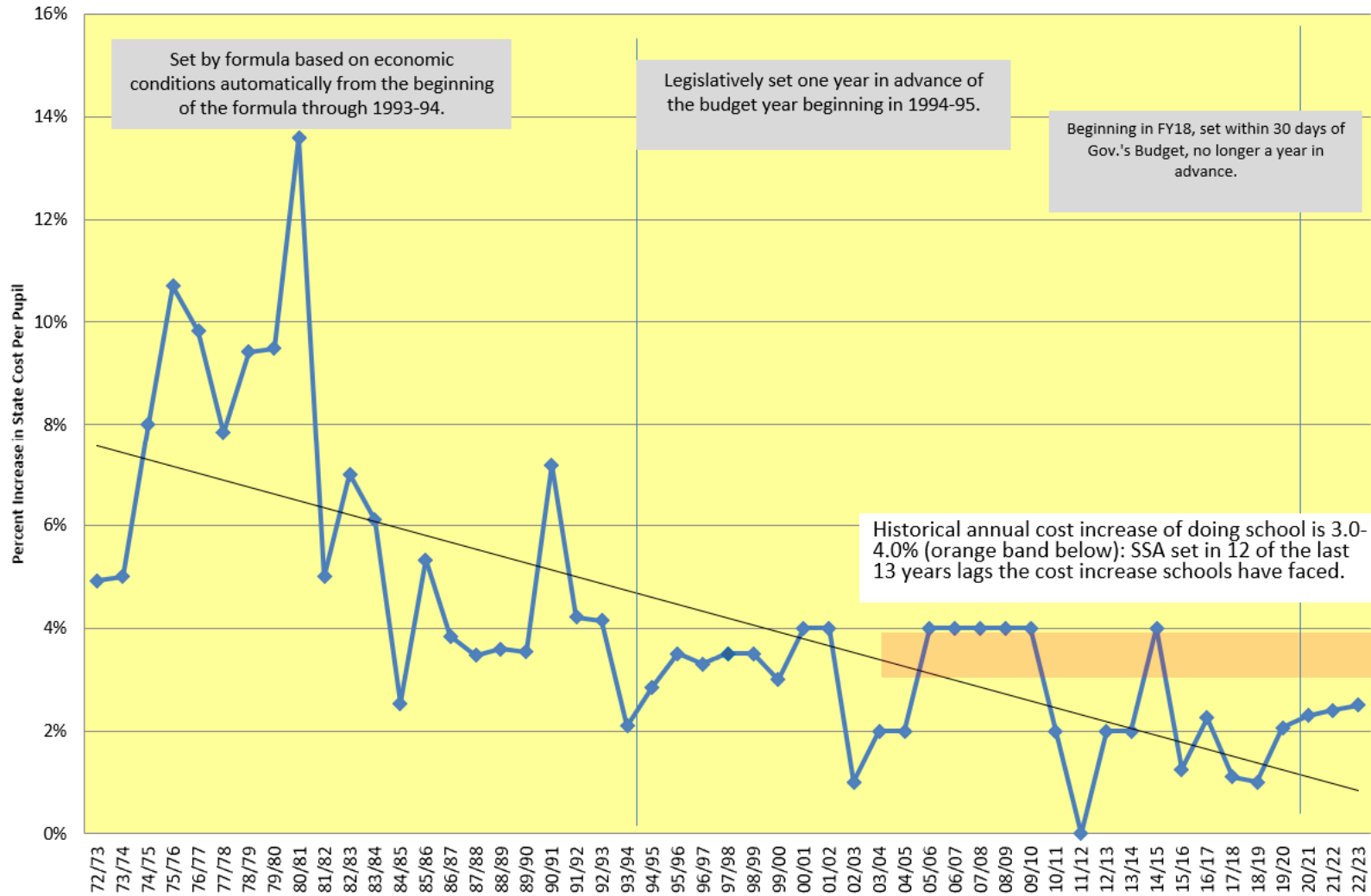
Priority Action: [HF 2316](#) State Supplementary Assistance (SSA). The bill was signed by the Governor on Feb. 17. The bill does the following:

- Establishes a 2.50% growth rate to be applied to the State cost per pupil (SCPP) for FY 2023, for an SSA of \$181 per pupil.
- Establishes a 2.50% growth rate to be applied to each of the State categorical cost per pupil amounts for FY 2023 (TLC, PD, TSS, EICS, and Transportation Equity).
- Provides an additional increase of \$5 to the FY 2023 regular program SCPP, separate from the SSA, to reduce the difference between the SCPP and district cost per pupil to \$140.
- Freezes the additional levy portion of the FY 2023 SCPP at \$685 per pupil, regardless of the per pupil increase for FY 2023 (property tax relief)
- Increases the appropriation to the Transportation Equity Program to equal the amount necessary to make all transportation equity aid payments.

RSAI opposed [HF 2416](#), Historic Tax Cuts, under consideration at the same time as HF 2316 School Funding. The Legislature and Governor could have set the SSA rate at 3.75% and funded other RSAI priorities and still cut taxes significantly.

[HF 2315](#), Supplemental Education Funding, provides \$19.2 million in supplemental funding to help schools with inflationary costs. The bill was approved in the House, 94:1, but is stuck in Senate Appropriations Committee at the time of this writing.

Iowa State Cost Per Pupil Funding History



- 2.5% is second lowest in 13 years.
- Inflation is now over 8%.
- Teacher and other staff pay is not keeping up.
- Resource challenge is felt more strongly in rural schools.

Question of the day:

How many of our other RSAI legislative priorities would fall off the list if schools had been adequately funded in the past or were adequately funded going forward?





Educator Shortage and Quality Instruction



Bill Number	Bills to Address Teacher/Substitute Shortage/ Alternative Licensure	Status (5/2/2022)
<u>HF 2493</u>	Para-educators may substitute in any classroom except Drivers' Education with a waiver from BOEE 2021-22 school year (ARRC). Requires the individual be paid the higher of the substitute per diem or their para wage. Approved in the House 99:0 and in the Senate 47:0, sending it to the Governor. RSAI supports.	To the Governor
<u>SF 2296</u>	IPERS Income Threshold for Re-employment is increased to \$50,000 and the school board member conflict of interest threshold is increased to \$20,000. RSAI supports.	Signed by the Governor
<u>SF 2377</u>	Teach Iowa scholar program eligibility, Teacher Intern license for grades 6-12 issued by the BOEE, and the use of revenues from the district management levy for teacher recruitment costs (limited to 10% of minimum teacher pay per teacher, no more than 5 years, and either early retirement or teacher recruitment each 5-year period. RSAI supports.	House Calendar
<u>SF 2356</u>	Allows school boards to engage certain specified individuals to serve without compensation as substitute teachers. Approved in the Senate 38:7, on 2.28.22. RSAI is undecided.	House Calendar





Educator Shortage and Quality Instruction

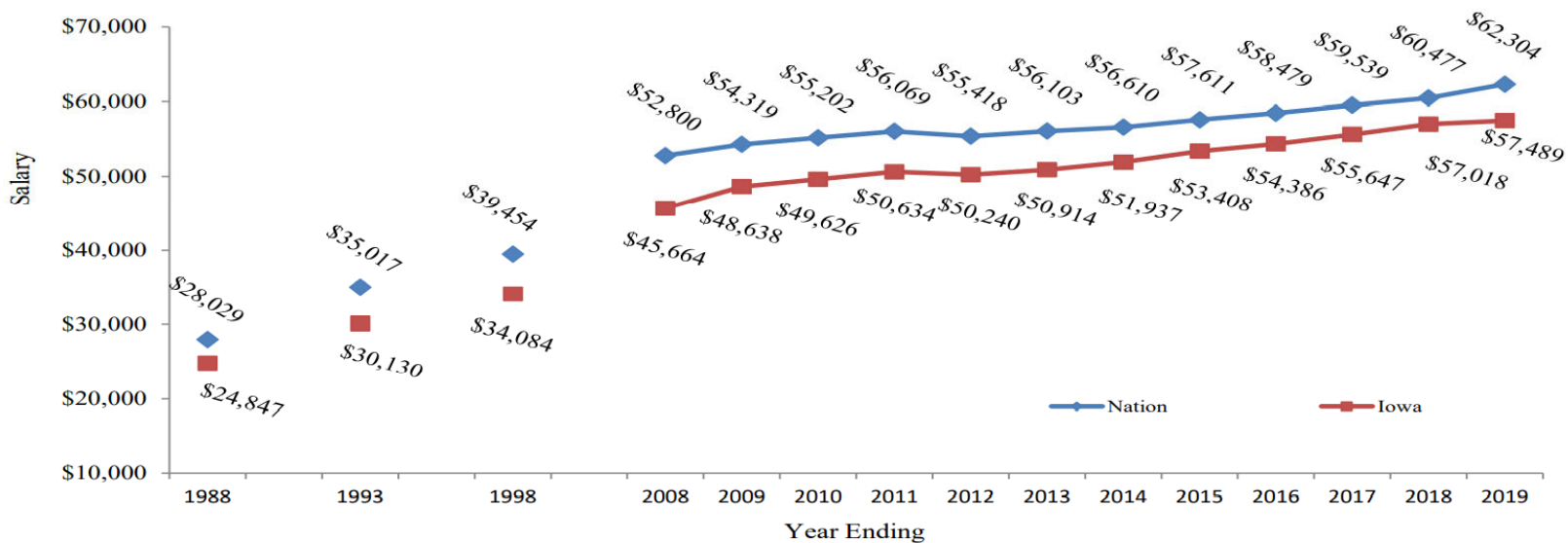


Bill Number	Bills to Address Teacher/Substitute Shortage/ Alternative Licensure	Status (5/2/2022)
HF 2083	Changes eligibility for Teach Iowa Scholar Program (no longer must be in top 25% of class) and specifies that half of the grants go to teachers in districts, charter and private school below 1,200 enrollment and half above. RSAI supports.	Senate Calendar. (In Governor's School Choice SF 2369)
HF 2081	Eliminates requirement for PRAXIS test for entry to college education program and requires higher education institutions to notify graduates with PRAXIS scores below the cutoff that they may apply for an initial license. Passed the House 94:0 on 2.28.22. RSAI supports.	Senate Calendar. (In Governor's School Choice SF 2369)
HF 2165	Last Dollar Scholars: makes part-time student eligible for Last Dollar Scholars financial support. Approved 99:0 in the House on 3.2.22. Attached to companion SF 2129 on the Senate Calendar. RSAI supports.	Senate Calendar
HF 2398	Permanent Teacher License for master's or doctoral degree educators (no CEU's required.) Requires charter schools and private schools to conduct background checks, adds a minimum ten-year work requirement for these teachers before waiving future licensure renewals, requires the BOEE to do a background check on these permanent teachers every 5 years and allows BOEE to charge a reasonable fee for the background check. Approved 99:0 in the House. RSAI is undecided.	Senate Calendar (In Governor's School Choice SF 2369)



Gap between Iowa Average Teacher Salary and the National Average in 2019 is \$4,815 (in 1988, the gap was \$3,182). With significant teacher shortages across the nation, beginning teacher pay is also a critical comparison.

Average Salaries of Public School Teachers for Iowa and the Nation 2007-2008 to 2018-2019



Source: National Education Association, Rankings and Estimates of School Statistics.

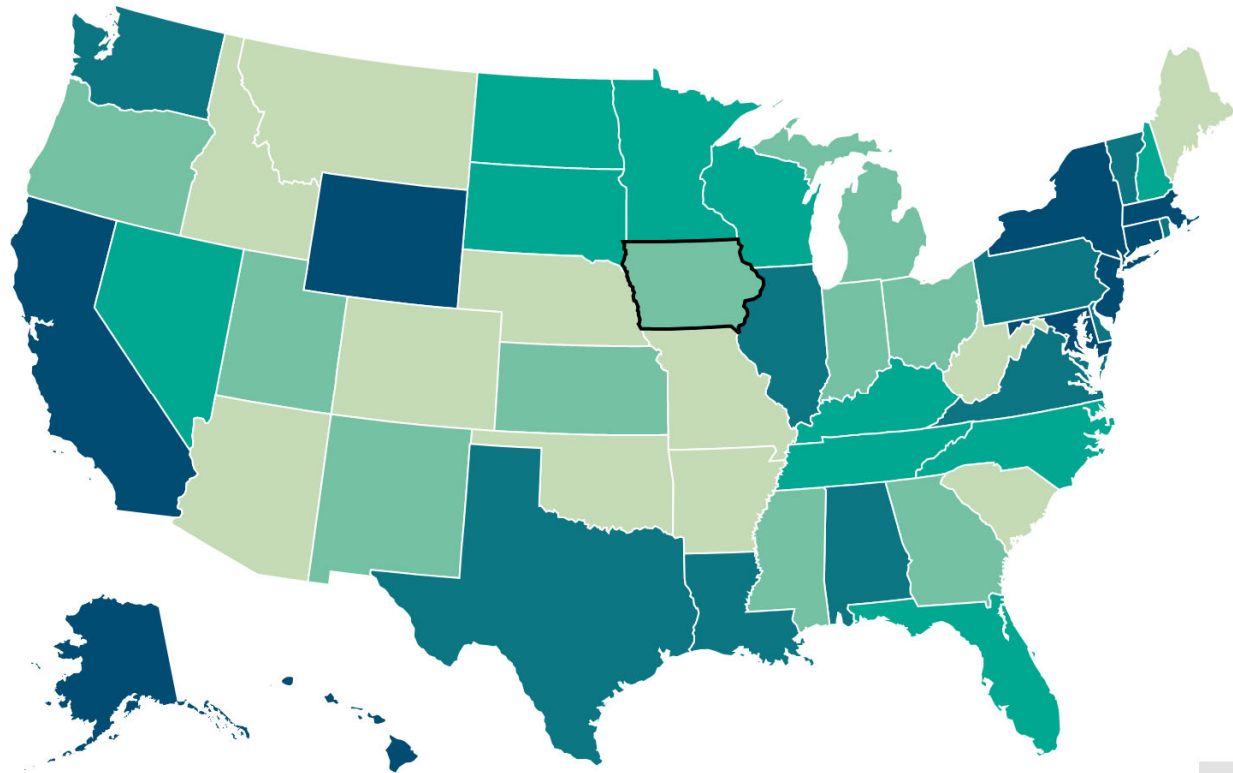
<https://www.nea.org/sites/default/files/2022-04/2022%20Rankings%20and%20Estimates%20Report.pdf>

	2018-19	2019-20	2020-21	2021-22 est'd
Iowa \$	57,489	58,184	58,831	59,262
USA \$	62,304	64,133	65,293	66,397
IA-USA	(\$4,815)	(\$5,949)	(\$6,462)	(\$7,135)

Understanding Teacher Shortages: 2018 Update

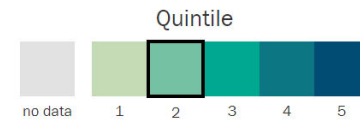
A State-by-State Analysis of the Factors Influencing Teacher Supply, Demand, and Equity

<https://learningpolicyinstitute.org/product/understanding-teacher-shortages-interactive>



IL	\$38,820
ND	\$38,032
MN	\$37,644
SD	\$37,419
WI	\$36,983
IA	\$35,766
KS	\$34,883
MO	\$31,842

IA 6 out of 8 in Midwest.



IA is in the second to lowest quintile, ranking 30th in starting teacher pay.

Table 3-11

Average Total Salaries of Iowa Full-Time Public School Teachers by Enrollment Category
2000-2001, 2019-2020 and 2020-2021

Enrollment Category	Average Total Salary			Percent Salary Change	
	2000-2001	2019-2020	2020-2021	2000-2001 to 2020-2021	2019-2020 to 2020-2021
<300	\$28,811	\$48,395	\$48,917	68.0%	1.1%
300-599	\$31,557	\$52,708	\$53,225	67.0%	1.0%
600-999	\$33,809	\$54,729	\$55,864	61.9%	2.1%
1,000-2,499	\$35,912	\$58,820	\$59,471	63.8%	1.1%
2,500-7,499	\$38,266	\$62,247	\$62,828	62.7%	0.9%
7,500+	\$40,452	\$64,915	\$65,313	60.5%	0.6%
AEA	\$36,196	\$68,500	\$68,607	89.2%	0.2%
State	\$36,479	\$60,050	\$60,656	64.6%	1.0%

Source: Iowa Department of Education, Bureau of Information and Analysis, Basic Educational Data Survey, Staff files.


Notes: Includes AEA teachers.

Teacher figures for 2019-2020 and 2020-2021 represent average salaries for full-time public school staff with teaching position codes. There were approximately 6,000 full-time public staff in 2019-2020 and 2020-2021 with teaching position codes who also reported that they served in the capacity of administrator (superintendent, principal, etc.) and/or student support personnel (Curriculum Consultant, Teacher Leader, etc.). Average salaries for these staff include salaries for these additional responsibilities.

DE's Annual Condition of Education Report shows average salary by school size (which is a good but not perfect predictor of rural districts), showing a growing difference in pay between the averages of the smallest and largest category of school size, now at \$16,396, and more than \$11,000 below the state average.

Rural schools tend to have younger teachers and lower class sizes, both of which can contribute to lower pay.

Geography and Sparsity Impacts Recruitment and Retention

- Young teachers are not always willing to locate in a community with long commutes to amenities, so something has to make up for the lack of access to entertainment, housing, and other services.
 - Recent college graduate debt requires a high enough starting pay or other resource to help offset young teachers' student loan payments.
 - Multiple preps and wearing many hats (teaching, coaching, etc.) may make it hard to keep young teachers drawn to other districts by higher salaries and fewer responsibilities.
 - Need for multiple certifications may require additional coursework, which can be a heavy lift for a new teacher/administrator
- 

Local School Board Authority



Board Authority/Local Control

HF 2412 Radon Testing and Mitigation: pending Governor's Signature. Requires testing every 5 years, mitigation under certain circumstances. Allows school employees to do the testing and mitigation if trained appropriately. Allows use of SAVE at board discretion to pay for testing and mitigation. RSAI undecided. To the Governor.

HF 2416 Transgender Girls Sports: signed by the Governor on March 3. Prohibits transgender girls from participating in girls' sports contests. RSAI opposed.




SF 2361 Governor's Workforce Development: originally required 8th grade plan to include work-based learning opportunities (regardless of whether the school district has them or is prepared to offer them to students.) That provision was removed in the Senate, but the amendment added a requirement for BOEE to waive licensure fees for any applicant below 200% of the FPL (likely most college graduates.) *Sent to the Governor.* RSAI undecided.

SF 2369 Governor's School Choice Omnibus: mandates high stakes civics test for graduation, transparency provisions regarding parents' and community access to materials (unfunded mandate) and several appeals steps for library book decision-making process (overrides local district and school board determinations.) Senate improved the transparency provision with a parents' rights bill that is more flexible for school compliance and does not include appeals. **HF 2577** Transparency removes the high stakes test but still requires annual reporting of test scores and allows compliance by providing parents' access to instructional management system. Still requires posting of core materials. RSAI opposed to Governor's bill and original provisions in House. Undecided on HF 2577 and Parent's Rights **SF 2205** which is now part of SF 2369 School Choice. *This bill is currently assigned to the House Appropriations Committee at the time of this writing.*

HF 2254 Online Learning: would have allowed school board to use up to 5 virtual days to make up snow days. The bill did not progress out of the House Education Committee. RSAI supported this bill.

HSB 574 Start Date: would have allowed schools to start school as determined by the school board, but did not progress out of the subcommittee. RSAI supported this bill.

Quality Preschool



Preschool Funding/Policy



Priority Action: note about COVID-19 Impact: PK enrollments fell in the Fall 2020. PK does not have an on-time funding component or budget guarantee, so the 2021-22 PK budgets were based on the Oct. 1, 2020 enrollment count. FY 2022-23 PK budgets will be based on this Oct. 1 PK head count. PK enrollment bounced up last October, but Iowa is still 2,000 preschool students below pre-pandemic levels. DE guidance prohibits school districts from using general fund for PK expansion. Note: Federal ESSER or ARP funds could be used for PK if funding for this fall. Funds transferred to the Flexibility Account and Title I funds could also be used for PK expansion. However, there were no bills that moved forward out of a subcommittee and no process for spending authority or direct state appropriation for the FY 2022-23 school year.



HF 318 PK for Young 5s: would have allowed districts to serve and count young 5-year-olds in PK, was approved by the full House, Senate Education Committee and Senate Appropriations Committee, but died on the Senate Calendar in the 2021 Session. Although the bill remained alive for consideration this year, did not survive the second funnel deadline. RSAI supports this bill.

Opportunity Equity for At-risk Students/Poverty





Student Inequities and At-risk Needs

Priority Action:

Dropout Prevention: HF 2008 and SF 2003 were both introduced and approved by subcommittees 2:0. The bill(s) would have phased all districts up to the full DoP capacity (5% of regular program district cost) over several years. The bills were not approved by either the House or Senate Education Committee.



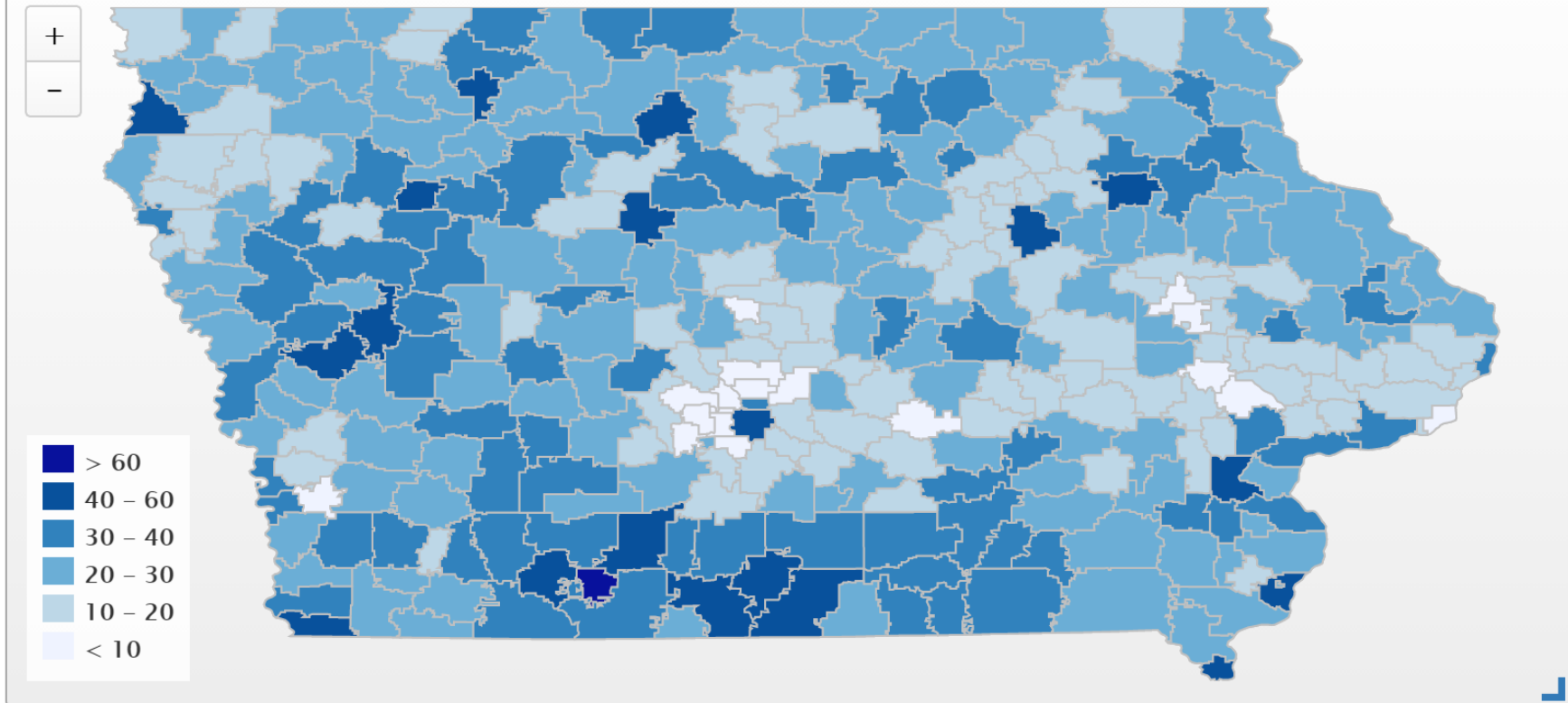
Poverty Weighting: despite the School Finance Interim Committee recommending in 2019 and the House Education Committee approving a bill, [HF 2490](#), the study of the impact of poverty on education and funding formula options to meet the needs of students did not advance out of House Appropriations Committee in 2020.

No bill was moved forward in either the House or Senate in 2021 or 2022, taking a step backwards in the policy discussions. Bills were introduced in both the House and Senate Education Committees to bring equity in the DoP ceiling. HF 2008 and SF 2003. Subcommittees recommended forward motion, but neither Education Committee took up the bill.

FYI: Children from families with incomes at or below 130% of the poverty level are eligible for free lunch and those with income from 130-185% are eligible for reduced lunch. (Contrast: threshold for “low-income” for voucher eligibility is 400% of the FPL, or \$111,000 for a family of 4)

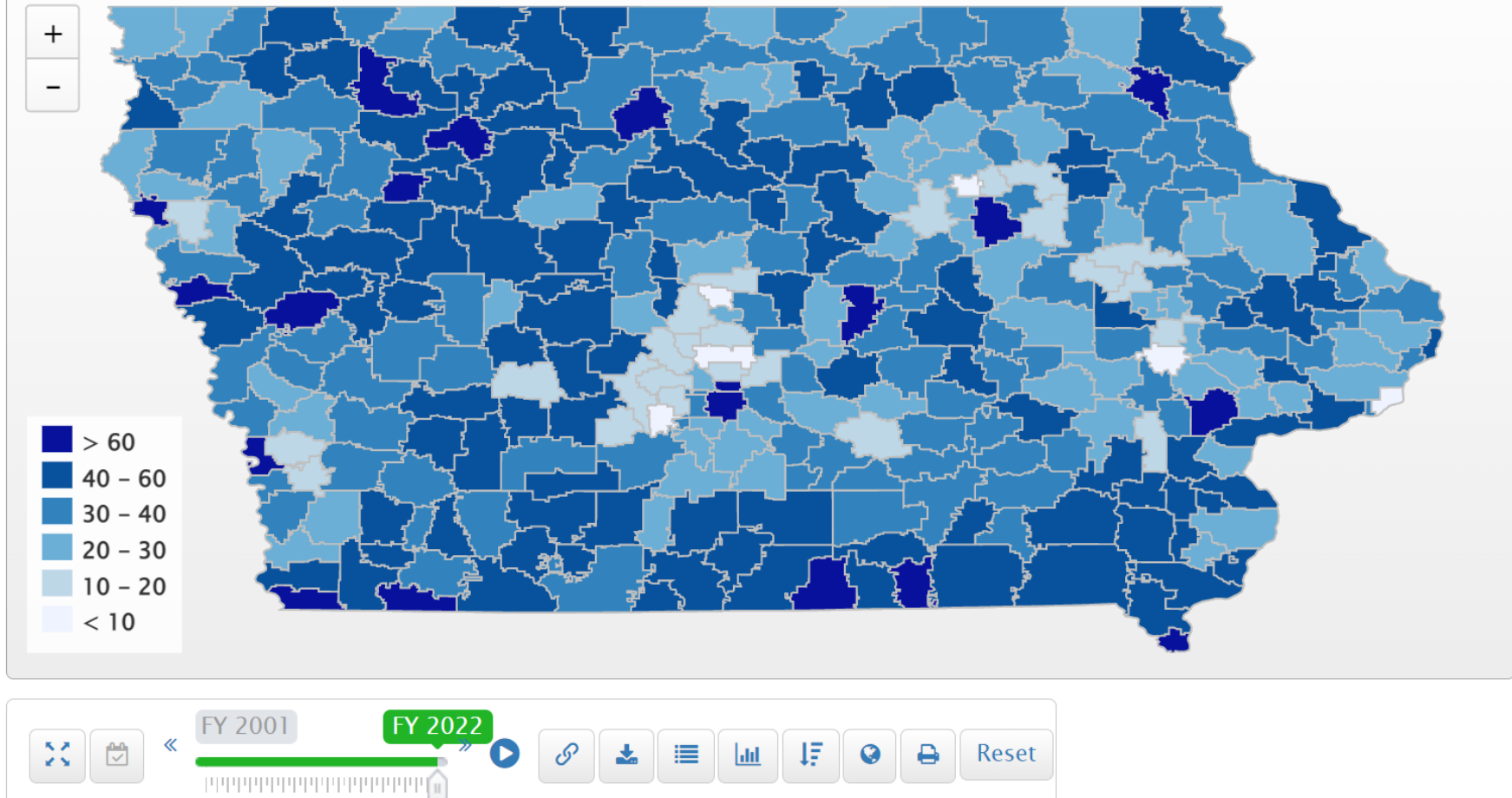


Free and Reduced Pct (FY 2001)



In 2001, only 4 districts had more than 50% of students eligible for FRPL (Waterloo, Keokuk, Wayne and Diagonal. Diagonal was the state high at 60.2% and the only district above 60%)




Free and Reduced Pct (FY 2022)



In FY 2022, of the 63 districts with more than half of their student on FRPL, 54 are rural. 18 districts have more than 60% of students eligible for FRPL. Those above 70% include Postville, Storm Lake, Council Bluffs, Waterloo, South Page, Hamburg, Des Moines.

Table 1-10

K-12 Public School Students Eligible for Free or Reduced Price Lunch by Enrollment Category
2000-2001, 2019-2020 and 2020-2021

Enrollment Category	2000-2001			2019-2020			2020-2021			
	K-12 (BEDS) Enrollment	# Free / Reduced Eligible	% Free/ Reduced Eligible	K-12 (BEDS) Enrollment	# Free/ Reduced Eligible	% Free/ Reduced Eligible	K-12 (BEDS) Enrollment	# Free/ Reduced Eligible	% Free/ Reduced Eligible	
<300	6,711	2,256	33.6	7,255	3,621	49.9	6,765	3,303	48.8	
300-599	50,933	13,511	26.5	46,237	17,884	38.7	53,018	20,180	38.1	
600-999	77,327	17,966	23.2	61,074	22,590	37.0	54,999	20,669	37.6	
1,000-2,499	122,830	29,876	24.3	116,067	45,389	39.1	111,359	42,070	37.8	
2,500-7,499	93,322	21,433	23.0	95,791	35,411	37.0	97,431	32,628	33.5	
7,500+	125,804	43,874	34.9	159,430	81,052	50.8	155,692	81,357	52.3	
State	476,927	128,916	27.0	485,854	205,947	42.4	479,264	200,207	41.8	

Source: Iowa Department of Education, Bureau of Information and Analysis Services, BEDS, and SRI.

Districts in the largest and smallest enrollment categories had the highest percentage of students eligible for free or reduced price lunch (DE Annual Condition of Education Report Table 1-10).

Poverty Concentration & \$\$

The McCourt School of Public Policy, Georgetown, FutureEd, [State Education Funding; The Poverty Equation](#), March 2020, states,

- “What’s more, when poverty is concentrated in a school—that is, when a significant portion of students in a school come from low-income households—the impact on performance is compounded.
- [A body of research](#) suggests that there is a ‘tipping point,’ somewhere between 50 to 60 percent of a school’s students living in poverty, where performance for all students there drastically declines.”

Nevada Study in Oct. 2018 studied successful school systems and costed out the staffing models of instruction and other services to determine the appropriate weighting commensurate with the programs needed at around .35 (would equate to \$2,595 per low-income student in Iowa’s 2023 formula)

Nevada School Finance Study, Augenblick, Palaich and Associates, Education Commission of the States, Picus Odden and Associates October 22, 2018

Funding Formulas in Iowa and Other States

Iowa's formula provides a total of \$148.9 million in 2022-23 for at-risk and dropout prevention programs

- Dropout Prevention MSA: \$136.5 million
- At-risk weighting in the formula: \$17.2 million

Total funding equates to \$786 per Iowa low income student, except that funding is distributed to all districts with little weighting for low income.

- Dropout Prevention is between 2.5% and 5% of regular program district cost, based on enrollment and history.
- At-risk funding is partially based on FRPL percentage of the state's total FRPL enrollment and partially based on total enrollment.
- If it were all allocated to low income students, it would equate to 10.6% weighting, less than 1/2 of the 26 state's average commitment to at-risk students in 2012.
- By 2018, 47 states provided at-risk funding based on poverty or other metrics, for a national average weighting of .22.

Iowa's Resources are Enrollment Driven

Comparison of funding for at-risk, dropout prevention and Title I per low income student exemplifies the formula:

School District	2021-22 Cert. Enrollment	% FRPL eligible	FRPL Eligible Students	At-risk \$\$ FY 2022	DoP\$\$ FY 2022	Title I FY 2022	Total \$\$	\$ per Low Income Student	0.35% shortfall
Mediapolis	823.5	27.40%	257	\$ 23,603	\$179,925	\$86,906	\$ 290,434	\$ 1,130	\$ (1,400)
Eddyville-Blakesburg-Fremont	870.9	32.00%	295	\$ 24,536	\$277,232	\$142,439	\$ 444,207	\$ 1,506	\$ (1,024)
Fairfield	1,602.70	45.10%	674	\$ 59,269	\$508,312	\$417,673	\$ 985,254	\$ 1,462	\$ (1,068)
Seymour	255.6	61.80%	139	\$ 12,235	\$45,037	\$186,055	\$ 243,327	\$ 1,751	\$ (779)

Weighting of .35 = \$2,530 in 2022, is the experts' recommendations of resources to close the gap according to Nevada Study (ECS and AIR).

Sharing and Reorganization Incentives




HF 2080 Superintendent Weighting – would increase the shared superintendent weighting to the equivalent of 9 students and allows one individual to serve in multiple sharing positions. Approved 94:0 in the House. On the Senate Calendar. **HF 2009 SRO Operational Sharing** would have added the SRO position for equivalent of 3 students (meaning 2), but failed to get support of a subcommittee in the House Education Committee.

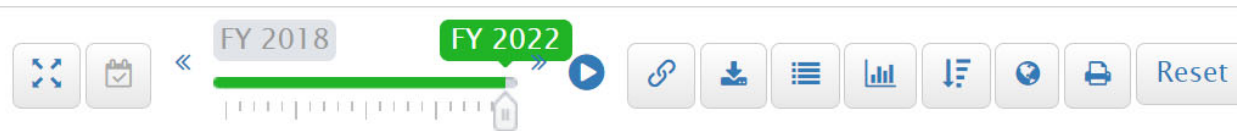
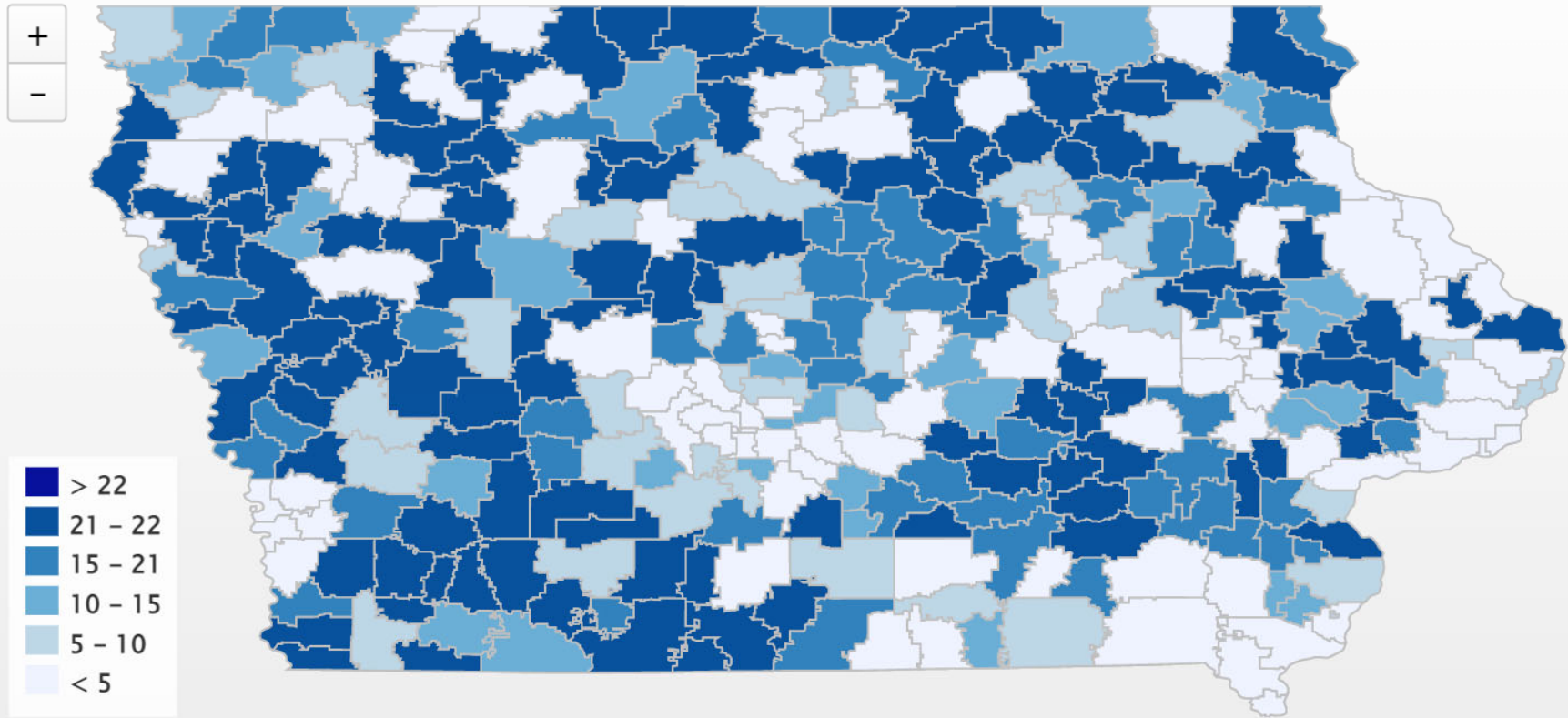
SF 2369 Governor’s School Choice Omnibus: creates a new Students First Operational Sharing Fund, extends the incentives for 10 years (through 2034), adds SRO as a position which qualifies for weighting of 3 students (which is really 2) and creates a new process to go before the SBRC to expand the cap to 24 students. District must justify the need for the position. Although RSAI supports the extension, we do not support the bureaucratic process of SBRC approval and really do not support tying this program’s extension to a voucher program.

Note: Sharing incentives are currently authorized for submission with the Fall BEDS enrollment Oct. 1, 2023 which provides funding for the 2024-25 school year. *SF 2369 is still in House Appropriations Committee at the time of this writing.*

Reorganization and Whole Grade Sharing Incentives Extension

- 2018: Extension of Operational Sharing Incentives through budget year beginning July 1, 2024
 - 2019: Extension of WGS and Reorganization Incentives for reorgs effective no later than July 1, 2024
 - Three districts that previously participated in whole grade sharing were reorganized effective July 1, 2019, lowering the total number of school districts in Iowa to 327.
 - Incentives provide an impetus for districts to work together to deliver greater educational opportunities for students through WGS, either one-way, which 32 districts used in the 2022-23 school year or with two-way agreements, which 10 districts used. Another 6 districts shared whole grades, but the agreements are structured as tuition payments.
- 

Adjusted Total Op Sharing (FY 2022)



264 districts receive operational sharing incentives in the 2022 fiscal year. \$29.3 million total. 115 districts are already at the 21 student cap.

Student Mental Health



Assessing and Addressing Social Emotional Health



Priority Actions **HF 2549 MH Loan Repayment Program:** creates a new student loan forgiveness program for mental health professionals working in Iowa. *The Senate amended this bill and sent it back to the House on April 26.* RSAI supports.



HF 2245 Telehealth Insurance Coverage/Out of State Providers: approved 94:0 in the House. Did not make it out of the Senate Human Resources Committee. RSAI supports.



HF 2575 Education Appropriations: Provides a new \$1.5 million appropriation to the College Student Aid Commission for the purpose of supporting a newly created Mental Health Practitioner Loan Repayment Program. Also appropriates \$3.4 million, an increase of \$200,000 to AEAs to provide mental health awareness training for educators and support mental health needs of students. Requires \$200,000 to be used to implement a children's grief and loss rural pilot program to serve Iowa children in rural school districts or accredited nonpublic schools. The pilot program will be administered by, and \$200,000 will be allocated to, an existing statewide not-for-profit health care organization that currently provides grief and loss services to children. Requires DE, in collaboration with the organization, to prepare a report detailing the expenditure of moneys used for the purposes of the program and its outcomes to the General Assembly by Sep. 30, 2023. Also appropriates \$500,000 to DE for therapeutic classroom reimbursements and \$1.7 million for the therapeutic classroom incentive fund (an increase of \$40,000). *As of this writing, HF 2575 is still in the Senate Appropriations Committee.* RSAI is undecided.

Internet Connectivity



No additional action has been taken this year, but last year's investment of state and federal resources was significant. RSAI is currently monitoring status as broadband Internet expands across the state.

Iowa was ranked 45th in the nation before state and federal investment.

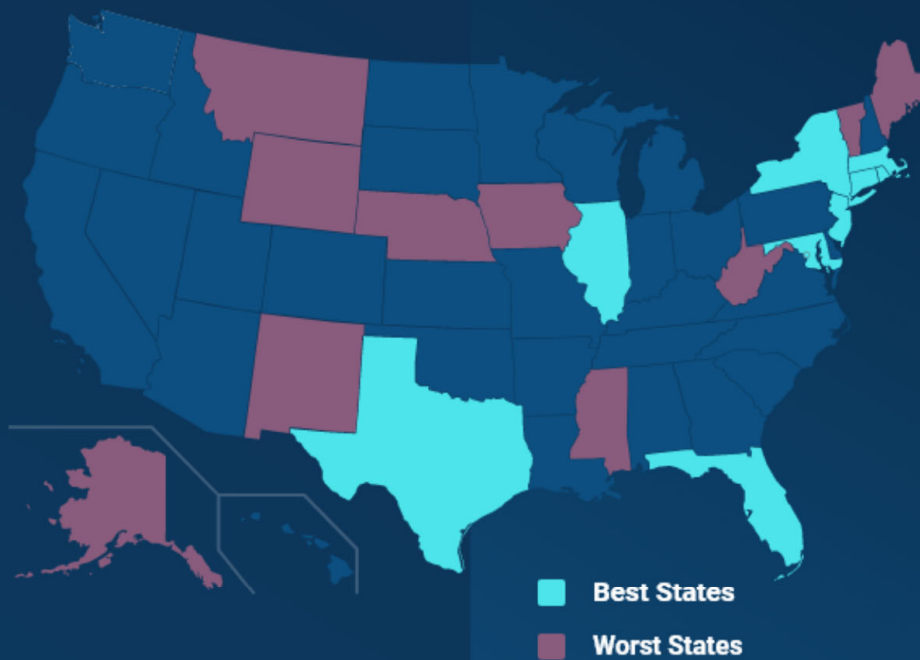


The Best and Worst States Scored by Internet Coverage, Speed, and Price Access

Top 10 States



1. New Jersey
2. New York
3. Maryland
4. Rhode Island
5. Florida
6. Illinois
7. District of Columbia
8. Texas
9. Massachusetts
10. Connecticut



Bottom 10 States






42. Mississippi
43. Maine
44. West Virginia
45. Iowa 
46. Wyoming
47. Vermont
48. Nebraska
49. New Mexico
50. Montana
51. Alaska

<https://broadbandnow.com/research/best-states-with-internet-coverage-and-speed>



New Jersey



 Terrestrial Broadband Access:	98.1%
 Wired Low-Priced Plan Access:	78.4%
 Average Speed Test:	174.3 Mbps




Wisconsin



 Terrestrial Broadband Access:	82.6%
 Wired Low-Priced Plan Access:	44.0%
 Average Speed Test:	126.0 Mbps

Iowa



 Terrestrial Broadband Access:	81.3%
 Wired Low-Priced Plan Access:	18.5%
 Average Speed Test:	78.9 Mbps

Access
Price
Speed

Other Issues

- School Choice/ESAs and Vouchers: SF 2369 fiscal note shows a reduction of \$79 million to public schools, \$59 million to ESAs (not estimates on weightings), with the balance going into a fund for operational sharing expansion. RSAI is opposed.
- Transparency HF 2577 and Parents' Rights in SF 2369. RSAI is registered undecided on both versions.
- Mandatory Reporter Training and Teacher Misconduct HF 2567. RSAI is undecided.

Legislative Priorities Discussion: Tracking form in your packet

On your agenda see the 2022 list or on the RSAI website

<https://www.rsaia.org/2022-legislative-session.html>

1. Are there any that need to be removed?
2. Any that need to be added?
3. Any significant (or suggested) wording changes on those already on the list?

Small group or whole group discussion. We can go through them one at a time or consider the whole list with one vote. It's completely up to the attendees to decide how to proceed.

RSAI 2023 Legislative Priorities

See the RSAI website meeting tab for more information such as RSAI Legislative Digest, Position Papers which will be updated after language is finalized during the process, Legislative Priorities, and this PPT and meeting minutes on the Regional Meeting tab. More information about the Oct. 25 Annual Meeting Coming later this Summer!

<http://www.rsaia.org/>

THANK YOU FOR YOUR VOICE on behalf of rural students!

Watch for RSAI Legislative Digest

RSAI Priority Survey later this Summer

Stay connected through the Interim

Let us know what you need to beef up your advocacy efforts.

See you at the Oct. 25 Annual Meeting!

Professional Advocate

Margaret Buckton, margaret@iowaschoolfinance.com
1201 63rd Street, Des Moines, IA 50311 (515) 201-3755 cell

Grassroots Advocate

Dave Daughton, dave.daughton@rsaia.org
(641) 344-5205

