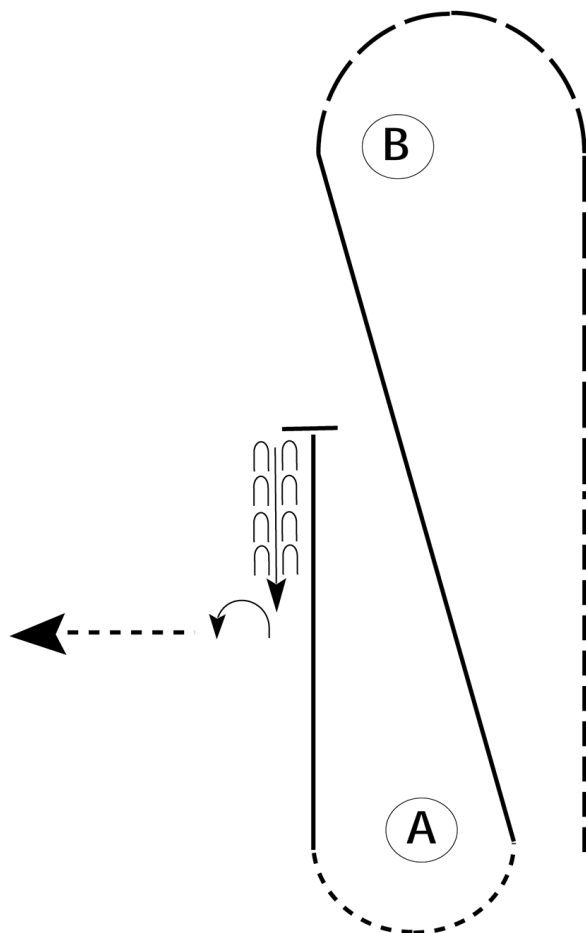


Delaware Appaloosa and Delaware Quarter Horse

13 and Under, Non Pro, 35 and over Horsemanship

Show Date:



Be ready at A.

1. Jog halfway to B.
2. Extend the jog to and around B.
3. Lope on the left lead diagonally back to A.
4. Walk around A.
5. Lope on the right lead halfway to B.
6. Stop and back approximately two horse lengths.
7. Perform a 1/4 turn to the left.
8. Walk straight away.

Follow the instructions of your ring steward.

Walk	-----
Jog	- - - - -
Extended Jog	- - - - -
Lope	
Lead Change	
Back	
Marker	(B)

[WH/2-86]

Pattern Provided by:
Judges

Delaware Appaloosa and Delaware Quarter Horse

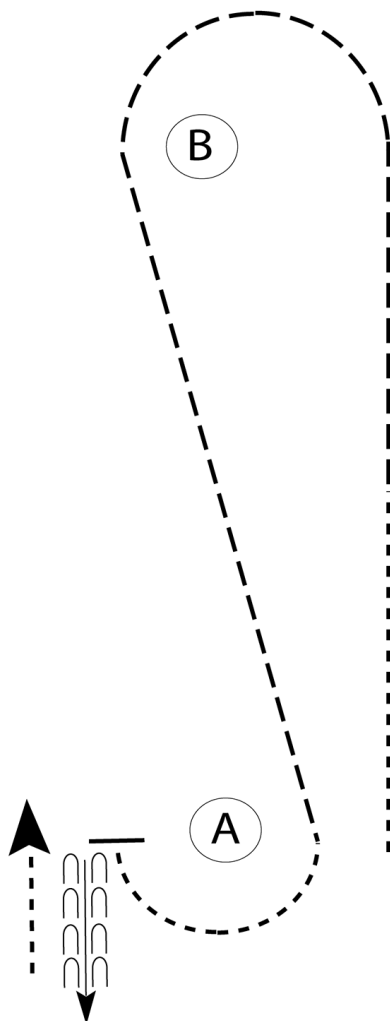
Small Fry and All Walk Trot Horsemanship

Show Date:

Be ready at A.

1. Walk halfway to B.
2. Jog to and around B.
3. Continue to jog diagonally back to A.
4. Walk around A.
5. Stop and back approximately two horse lengths.
6. Walk straight away.

Follow the instructions of your ring steward.



Walk	-----
Jog	-----
Extended Jog	-----
Lope	-----
Lead Change	
Back	
Marker	(B)

[WH/WT-86]

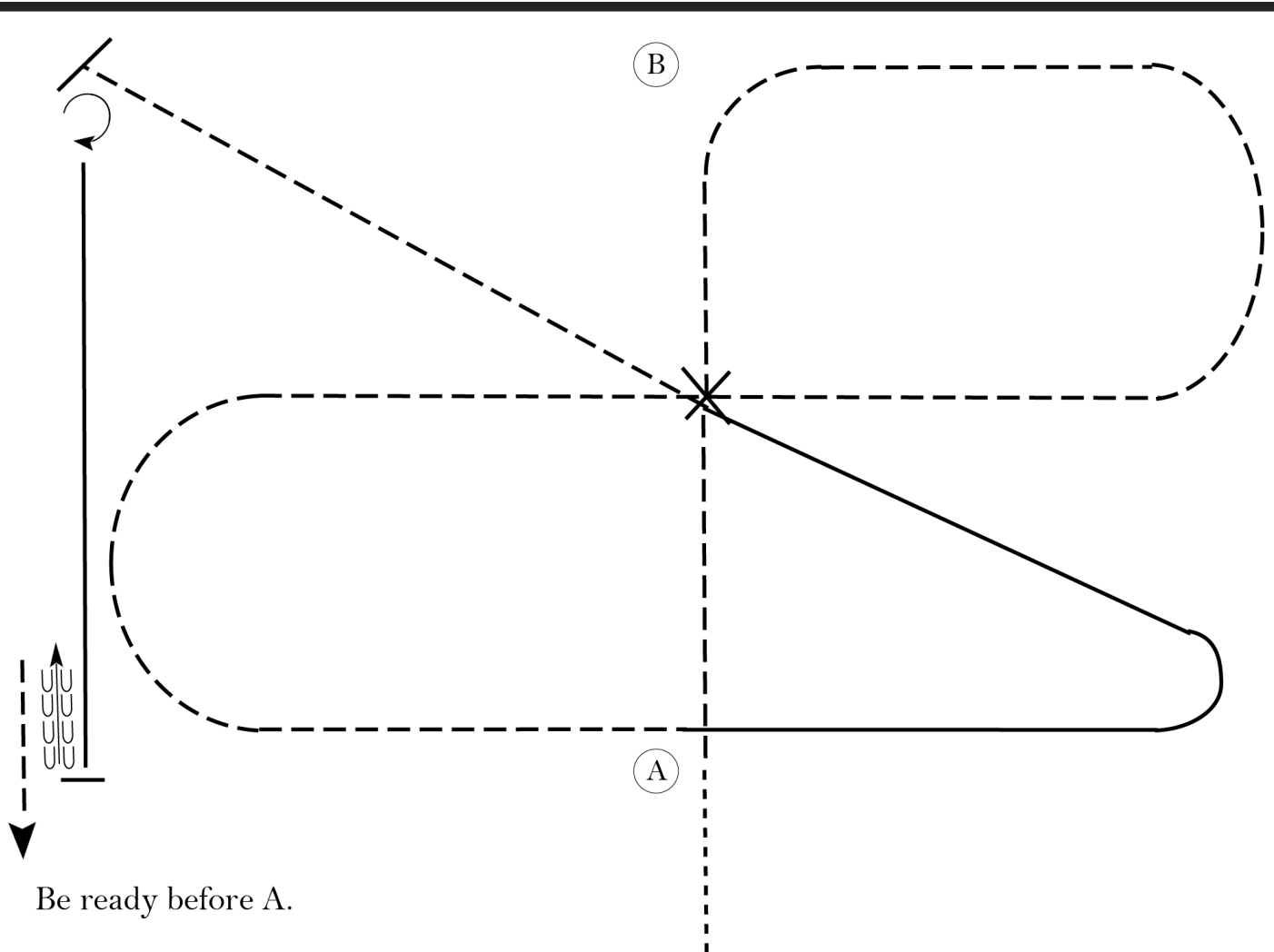
Pattern Provided by:

Judges

Delaware Appaloosa and Delaware Quarter Horse

13 and Under 35 and over and Masters Equitation

Show Date:



Be ready before A.

1. Walk to A then trot on right diagonal to center.
2. Change diagonals in center and trot on left diagonal around to center of pattern.
3. Change diagonals in center of arena (at X) and continue trot.
4. Canter left lead to center of arena.
5. Sitting trot to corner.
6. Halt and perform a turn on forehand to the right until straight with arena (approximately $5/8$ turn).
Canter right lead until even with A.
7. Halt and back approximately one horse length.
Exit at a trot.

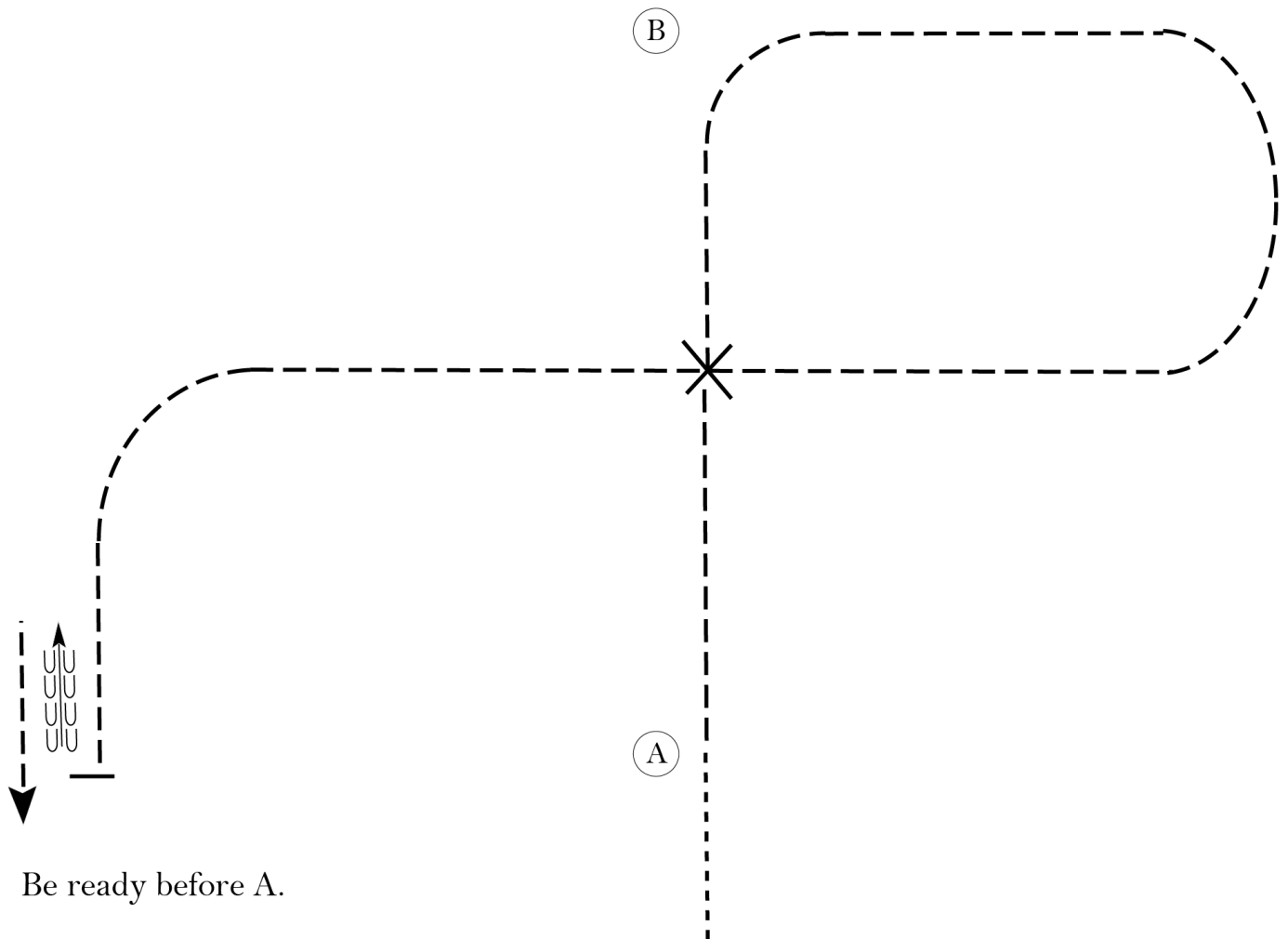
Walk	-----
Trot	- - - - -
Extended Trot	— — — — —
Canter	
Leg Yield	
Lead Change	— — — — —
Back	← ← ← ← ←
Marker	(B)
Sidepass	← — — — — →
Hand Gallop	— — — — —

[HSE/2-113]

Pattern Provided by:
Judges

Delaware Appaloosa and Delaware Quarter Horse all Walk Trot Equitation

Show Date:



Be ready before A.

1. Walk to A then trot on right diagonal to center.
2. Change diagonals in center and trot on left diagonal around to center of pattern.
3. Change diagonals in center of arena (at X) and continue trot.
4. Halt when even with A and back approximately one horse length. Exit at a trot.

Walk	-----
Trot	- - - - -
Extended Trot	— — — — —
Canter	—————
Leg Yield	
Lead Change	— / —
Back	← ← ← ← ←
Marker	(B)
Sidepass	← — — — — →
Hand Gallop	— — — — —

[HSE/WT-113]

Pattern Provided by:

Judges

Youth, Novice Amateur, Novice Non Pro, Rookie Youth and Rookie A

www.HorseShowPatterns.com



1. Walk to A then trot on right diagonal to center.
2. Change diagonals in center and trot on left diagonal around to center of pattern.
3. Change diagonals in center of arena (at X) and continue trot.
4. Canter left lead to center of arena.
5. Sitting trot to corner.
6. Halt and perform a turn on forehand to the right until straight with arena (approximately $5/8$ turn).
Canter right lead until even with A.
7. Halt and back approximately one horse length.
Exit at a trot.

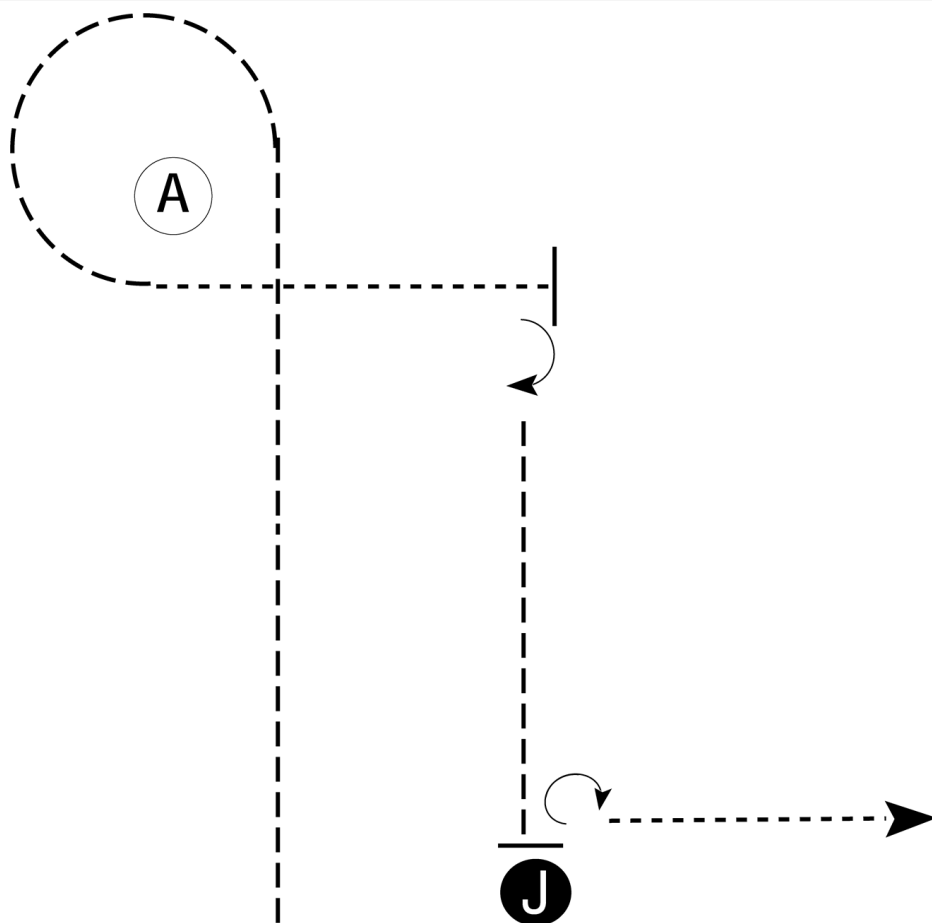
- [HSE/1-113]**

Judges

Delaware Appaloosa and Delaware Quarter Horse

Novice Youth and Amateur and Rookie Showmanship


Show Date:



Be ready even with judge.

1. Trot to and around A.
2. Walk from A until even with judge.
3. Stop and perform a 90 degree turn.
4. Trot to judge.
5. Stop and set up for inspection.
6. When dismissed, perform a 270 degree turn.
7. Walk straight away from judge.

Follow the instructions of your ring steward.

Walk -----
 Trot - - - - -
 Back ← 
 Marker (B)
 Judge (J)

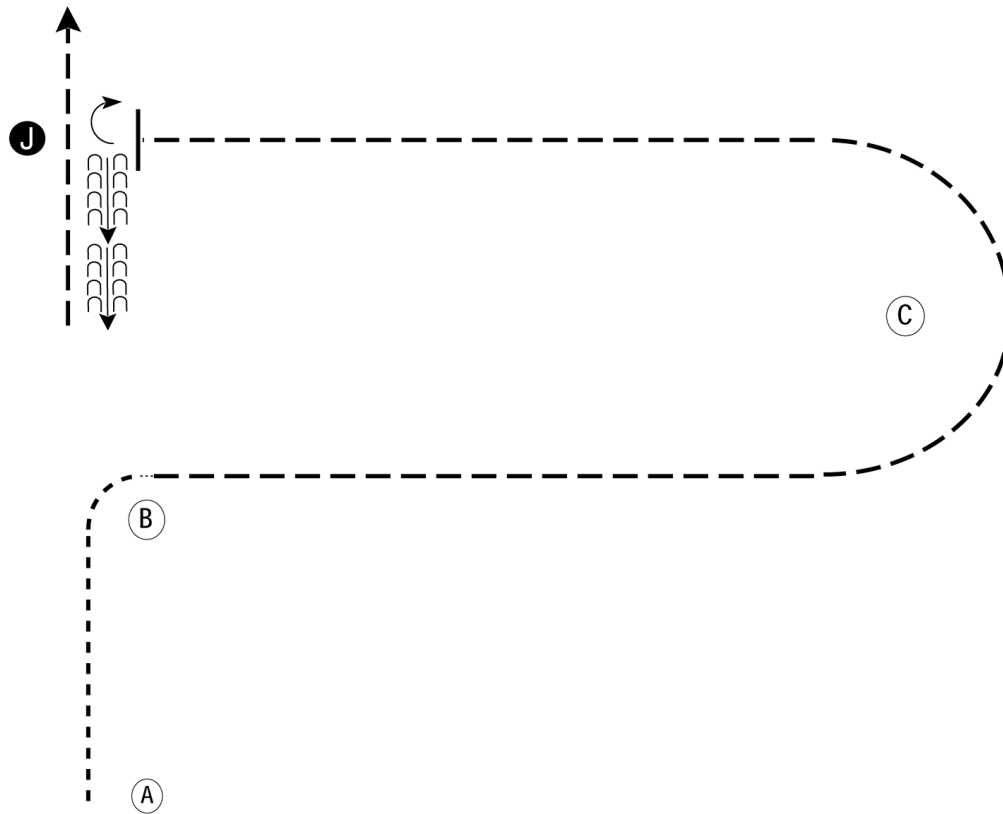
[S/1-76]

Pattern Provided by:
Judges

Delaware Appaloosa and Delaware Quarter Horse

English Showmanship 13 and under

Show Date:



Be ready at A.

1. Walk to and around B.
2. Trot from B around C to the Judge.
3. Stop and set up for inspection.
4. When dismissed perform a 90 degree turn and back until even with C.
5. Trot to the line-up.

Follow the instructions of your ring steward.

Walk	-----
Trot	- - - - -
Back	←
Marker	ⓑ
Judge	ⓐ

[S/1-28]

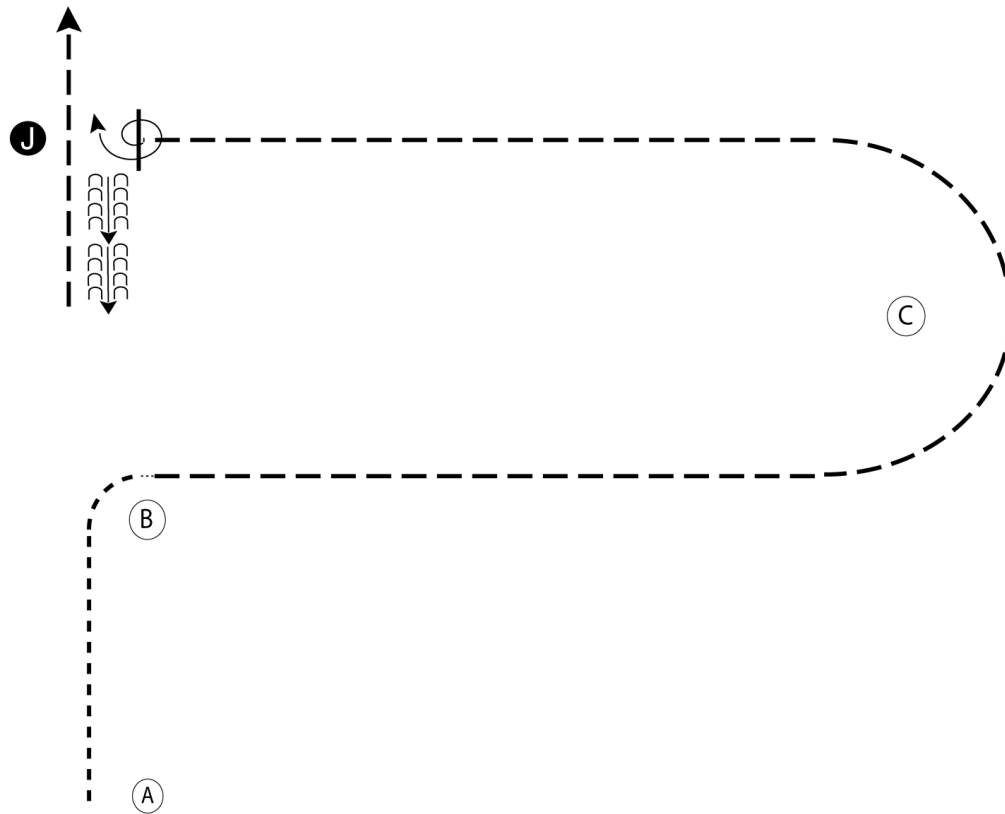
Pattern Provided by:

Judges


Delaware Appaloosa and Delaware Quarter Horse

English Showmanship 14-18

Show Date:



1. Begin at A. Walk to and around B
2. Trot from B around C to the Judge
3. Stop and set up for inspection
4. When dismissed perform a 450 degree turn and back until even with C
5. Trot to the line-up

Walk -----
Trot -----
Back ← 
Marker (B)
Judge (J)

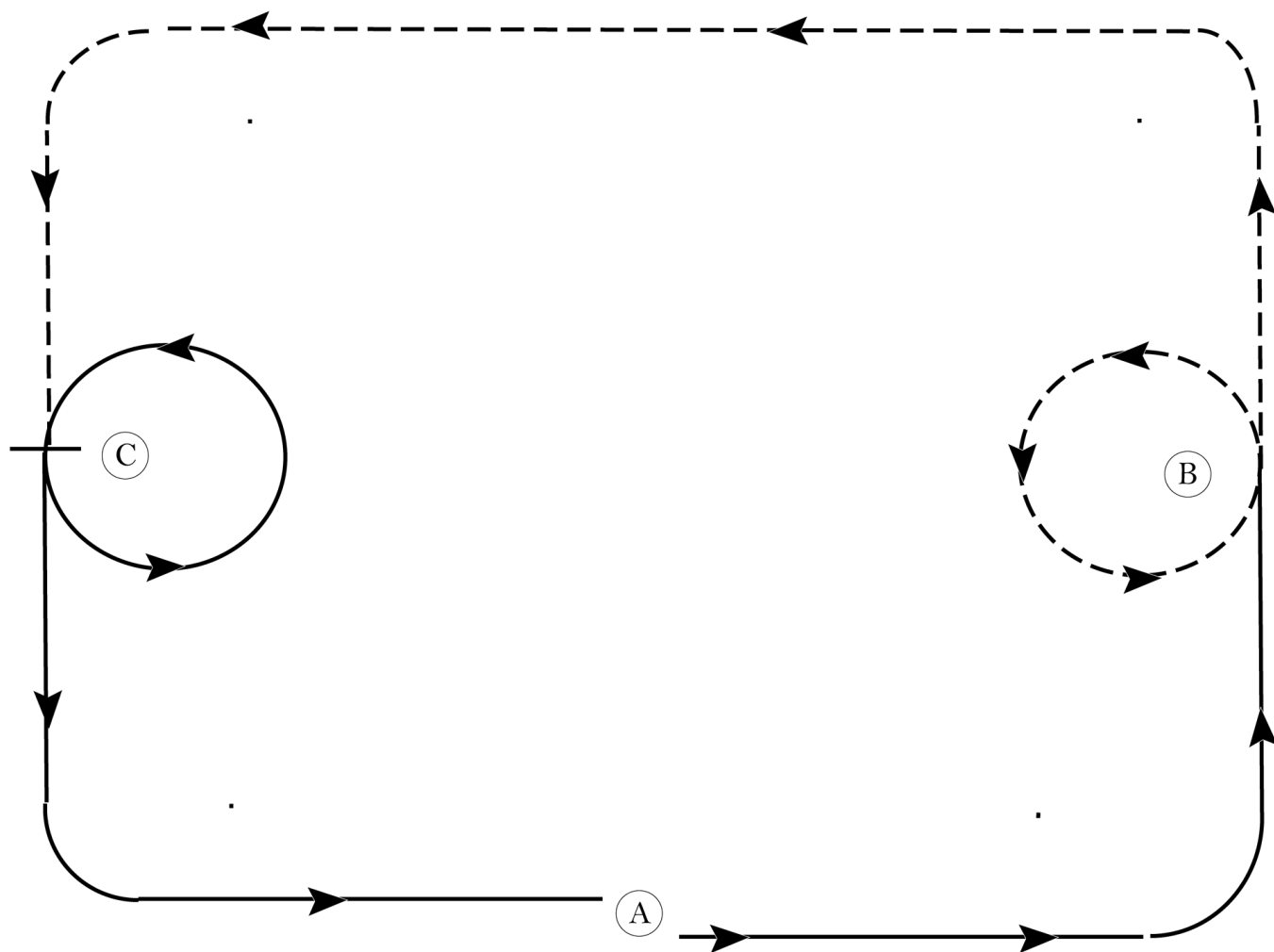
[S/2-28]

Pattern Provided by:

Judges

Delaware Appaloosa and Delaware Quarter Horse All Saddle Seat Equitation

Show Date:



Begin at the mid-point of the in gate end of arena (A).

1. Canter to the right, around the curve and to the mid-point of the straightaway (B).
2. Trot a circle in a counter clockwise direction.
3. Trot on the rail to the mid- point of the opposite straightaway (C). Stop briefly.
4. Canter a circle in a counter clockwise direction.
5. Canter down the straightaway, around the corner and to the mid-point of the straightaway (A).

The workout has been completed - Thank You.

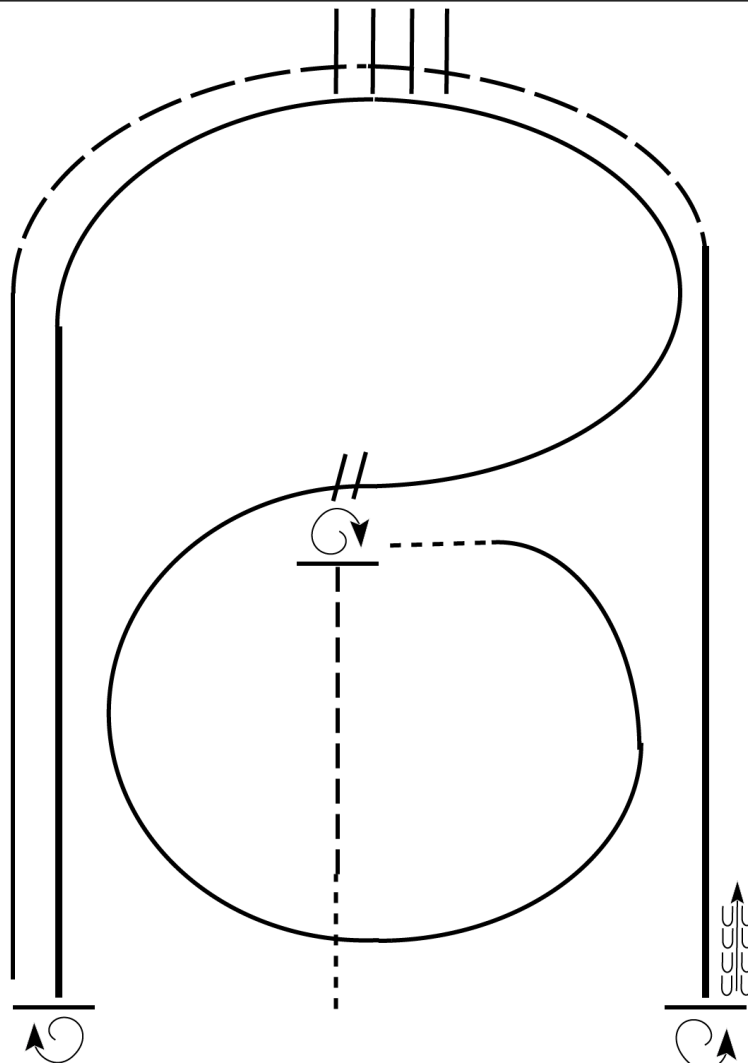
Walk	-----
Trot	- - - - -
Extended Trot	=====
Canter	—————
Lead Change	
Back	
Reference Point	(B)

[SSE/4]

Pattern Provided by:
Judges

Delaware Appaloosa and Delaware Quarter Horse All Ranch Riding

Show Date:



1. Walk
2. Jog
3. Stop, do a 1 1/4 turn to the right
4. Walk. Then, lope small circle on the right lead
5. Change leads, (simple or flying) lope left lead around end of the arena
6. Extend the lope on the left lead
7. Stop, do a 2 1/2 turns right
8. Lope straight on the right lead
9. Extend the jog around end of the arena across poles/logs
10. Extend the lope on right lead
11. Stop, do 2 turns left
12. Back

Walk	-----
Jog	- - - - -
Extended Jog	— — — —
Lope	— — — —
Lead Change	
Back	
Marker	(B)

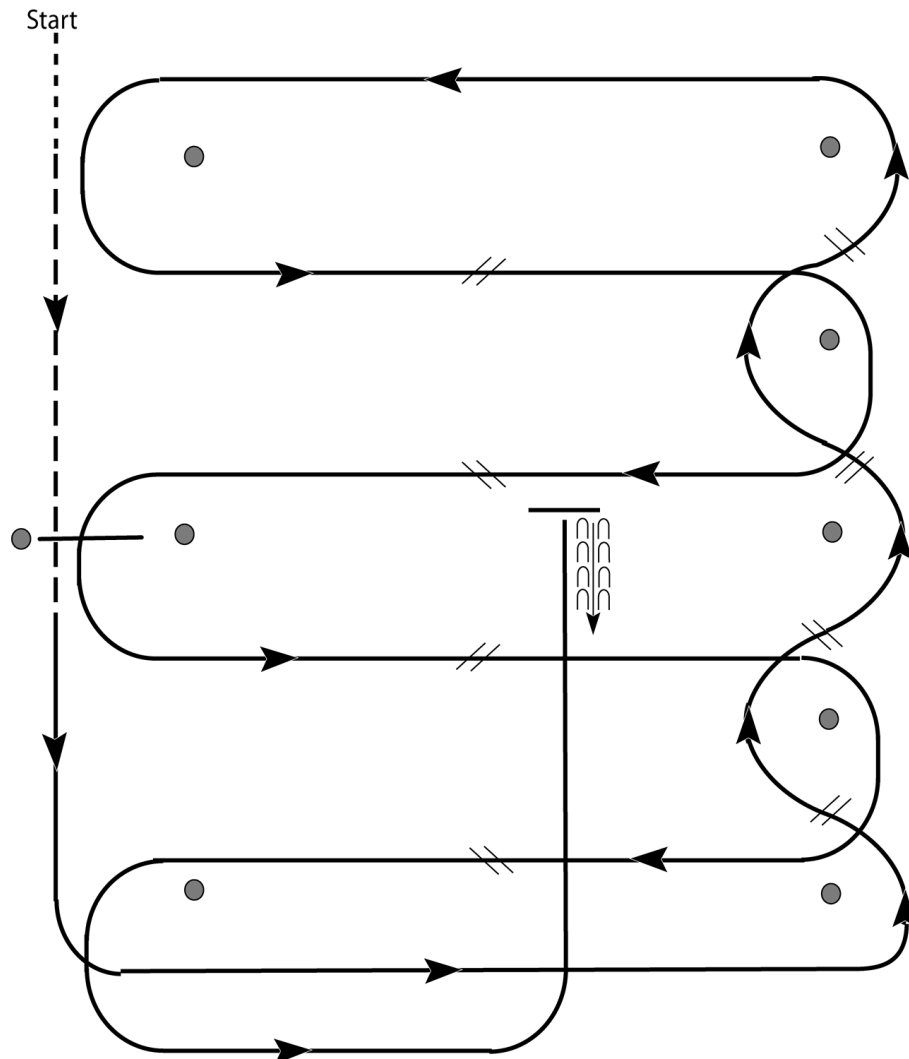
[RR/6]

Pattern Provided by:
Judges

Delaware Appaloosa and Delaware Quarter Horse

Open Youth Amateur Non Pro

Show Date:



1. Walk and jog over log.
2. Transition to lope and lope around end.
3. First line change.
4. Second line change.
5. Third line change.
6. Fourth line change and lope around the end of the arena.
7. First crossing change.
8. Second crossing change.
9. Lope over log.
10. Third crossing change.
11. Fourth crossing change.
12. Lope up the center, stop and back.

[WR/OP-1]

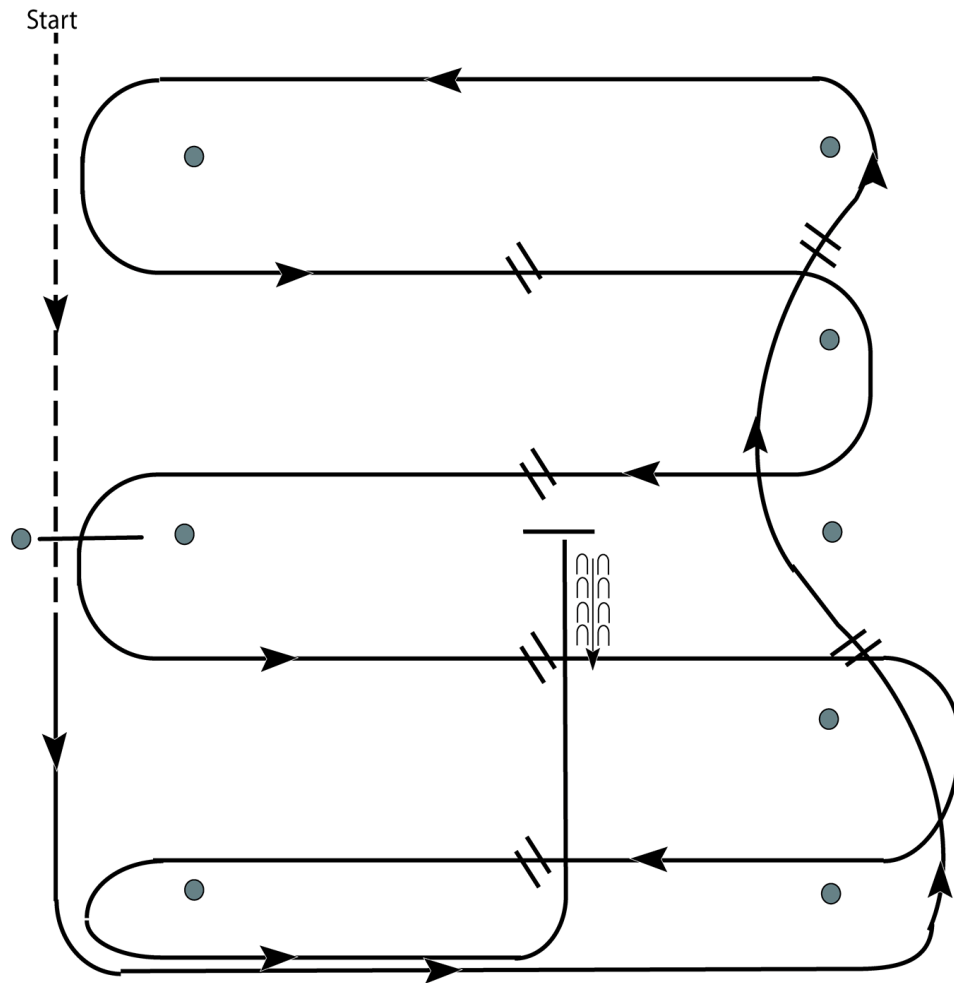
Pattern Provided by:

Judges

Delaware Appaloosa and Delaware Quarter Horse

Green and Novice Western Riding

Show Date:



1. Walk at least 15' & jog over log.
2. Transition to left lead and lope around end.
3. First line change.
4. Second line change. Lope around end of arena
5. First crossing change.
6. Second crossing change.
7. Lope over log.
8. Third crossing change.
9. Fourth crossing change.
10. Lope up the center, stop and back.

[WR/GP-1]

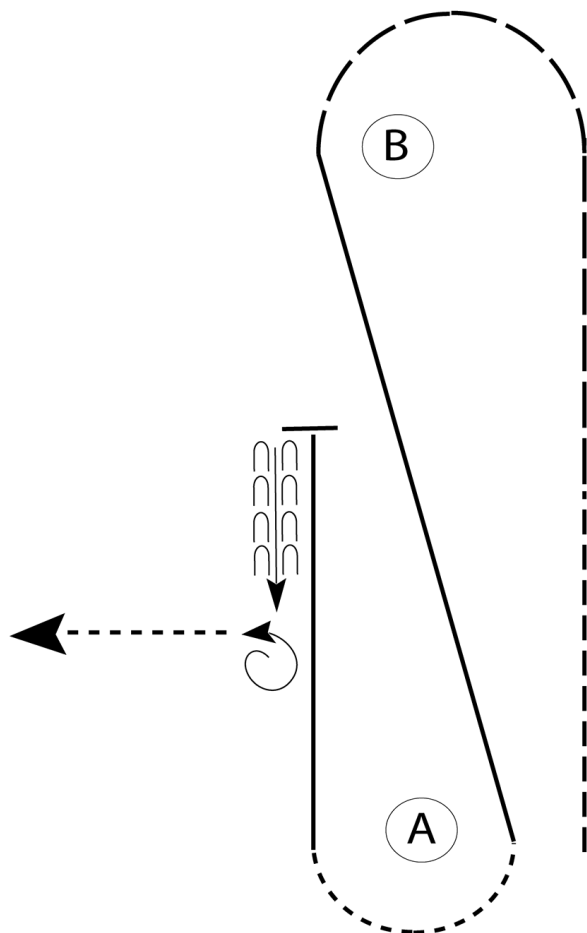
Pattern Provided by:

Judges

Delaware Appaloosa and Delaware Quarter Horse

14-18, Amateur, Select and Masters Horsemanship

Show Date:



Be ready at A.

1. Jog halfway to B.
2. Extend the jog to and around B.
3. Lope on the left lead diagonally back to A.
4. Walk around A.
5. Lope on the right lead halfway to B.
6. Stop and back approximately two horse lengths.
7. Perform a 1 1/4 turn to the left.
8. Walk straight away.

Follow the instructions of your ring steward.

Walk	-----
Jog	-----
Extended Jog	-----
Lope	-----
Lead Change	
Back	
Marker	(B)

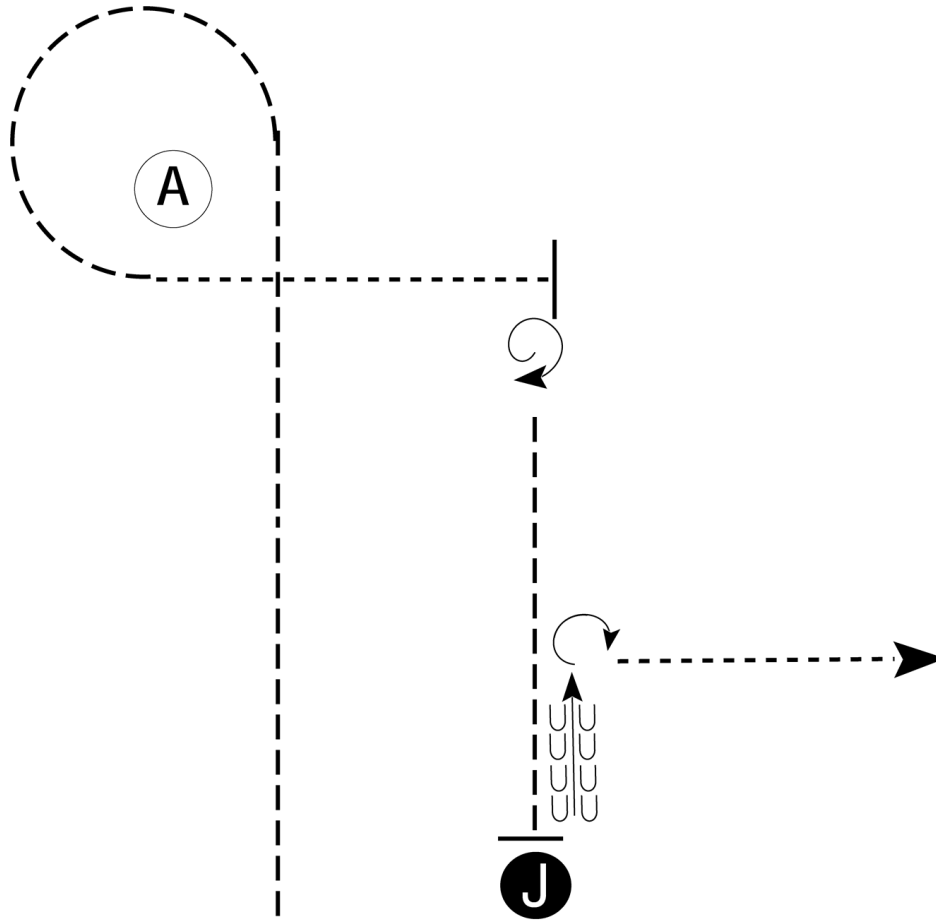
[WH/3-86]

Pattern Provided by:
Judges

Delaware Appaloosa and Delaware Quarter Horse

14-18, Amateur, Select and Masters Showmanship

Show Date:



Be ready even with judge.

1. Trot to and around A.
2. Walk from A until even with judge.
3. Stop and perform a 450 degree turn.
4. Trot to judge.
5. Stop and set up for inspection.
6. When dismissed, back approximately 2 horse lengths.
7. Perform a 270 degree turn.
8. Walk straight away from judge.

Follow the instructions of your ring steward.

Walk	-----
Trot	- - - - -
Back	← ⊞ ⊞ ⊞ ⊞
Marker	⊙ B
Judge	⊙ J

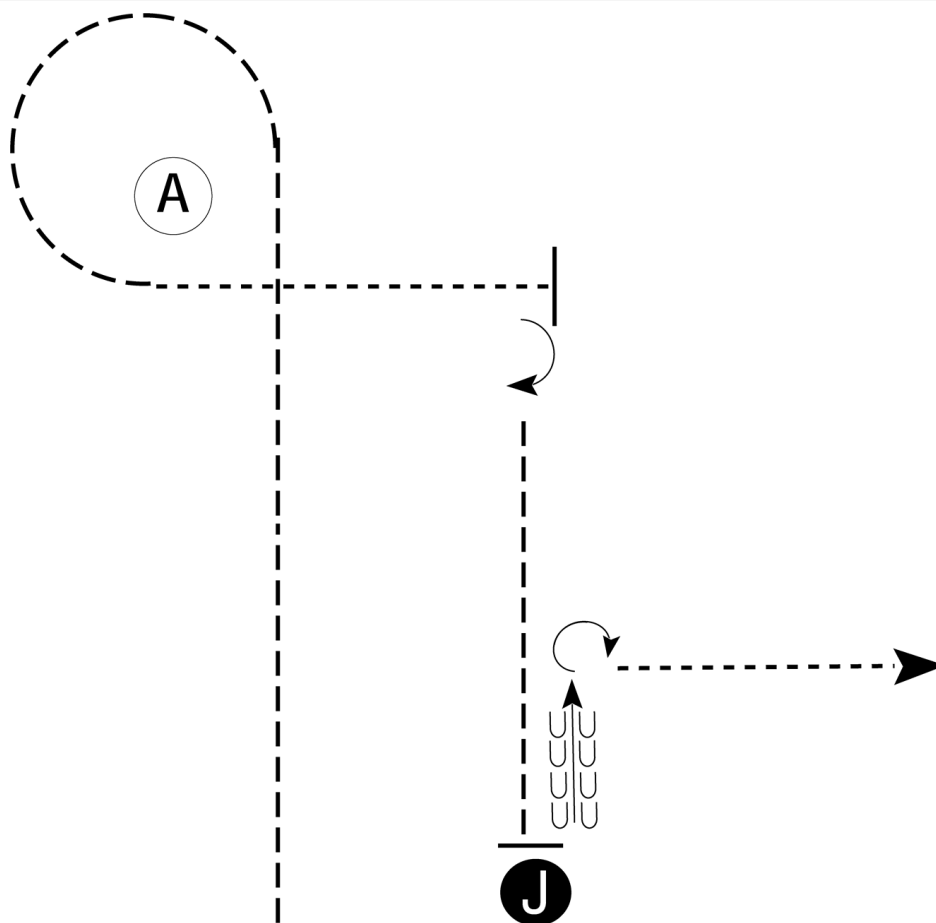
[S/3-76]

Pattern Provided by:
Judges

Delaware Appaloosa and Delaware Quarter Horse

13 and Under, Non Pro, 35 and over Showmanship

Show Date:



Be ready even with judge.

1. Trot to and around A.
2. Walk from A until even with judge.
3. Stop and perform a 90 degree turn.
4. Trot to judge.
5. Stop and set up for inspection.
6. When dismissed, back approximately 2 horse lengths.
7. Perform a 270 degree turn.
8. Walk straight away from judge.

Follow the instructions of your ring steward.

Walk -----
Trot - - - - -
Back ← - - - - -
Marker (B)
Judge (J)

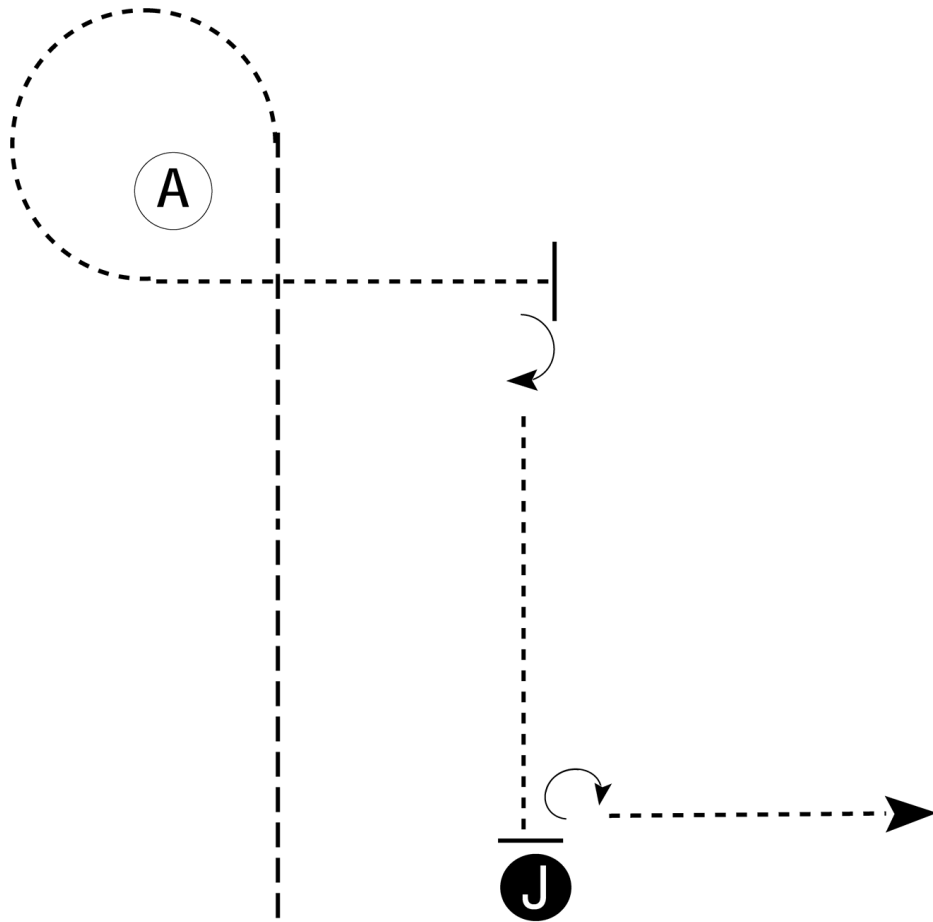
[S/2-76]

Pattern Provided by:
Judges

Delaware Appaloosa and Delaware Quarter Horse

Small Fry and All Walk Trot Showmanship

Show Date:



Be ready even with judge.

1. Trot to A.
2. Walk around A and until even with judge.
3. Stop and perform a 90 degree turn.
4. Walk to judge.
5. Stop and set up for inspection.
6. When dismissed, perform a 270 degree turn.
7. Walk straight away from judge.

Follow the instructions of your ring steward.

Walk - - - - -
Trot - - - - -
Back ← ⊞ ⊞ ⊞ ⊞
Marker (B)
Judge (J)

[S/WT-76]

Pattern Provided by:
Judges

Delaware Appaloosa and Delaware Quarter Horse

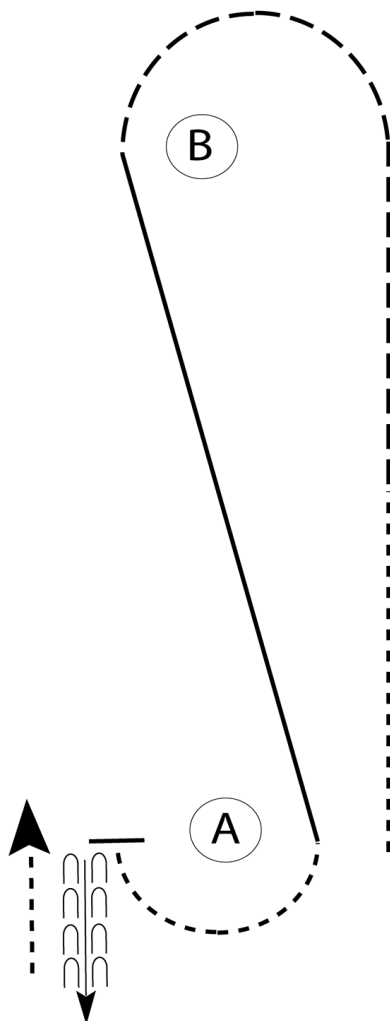
Novice Youth and Amateur, Rookie and Novice Non Pro Horsemanship

Show Date:

Be ready at A.

1. Walk halfway to B.
2. Jog to and around B.
3. Lope on the left lead diagonally back to A.
4. Walk around A.
5. Stop and back approximately two horse lengths.
6. Walk straight away.

Follow the instructions of your ring steward.



Walk	-----
Jog	-----
Extended Jog	-----
Lope	-----
Lead Change	
Back	
Marker	(B)

[WH/1-86]

Pattern Provided by:

Judges