

North Dakota
Alaska New Hampshire
Idaho MICHIGAN Mississippi
Texas *Missouri* Arkansas
Massachusetts Oklahoma
Arizona Louisiana *Rhode Island*
h Carolina **California**
Connecticut OHIO
Oregon North Carolina
New York MINNESOTA Geor
Tennessee West Virginia
Delaware Maine *Florida* **Alaba**
Utah Nevada *Nebraska*
Wisconsin South Dakota
INDIANA **Wyoming** Vermont
ew Jersey Colorado Montana
IOWA *Washington* **Illinois** Kentucky
Pennsylvania Hawaii MARYLAND

EZ SCORE TRAINING

*keep track of the
match quickly!*

Tip #2: Set up the Match

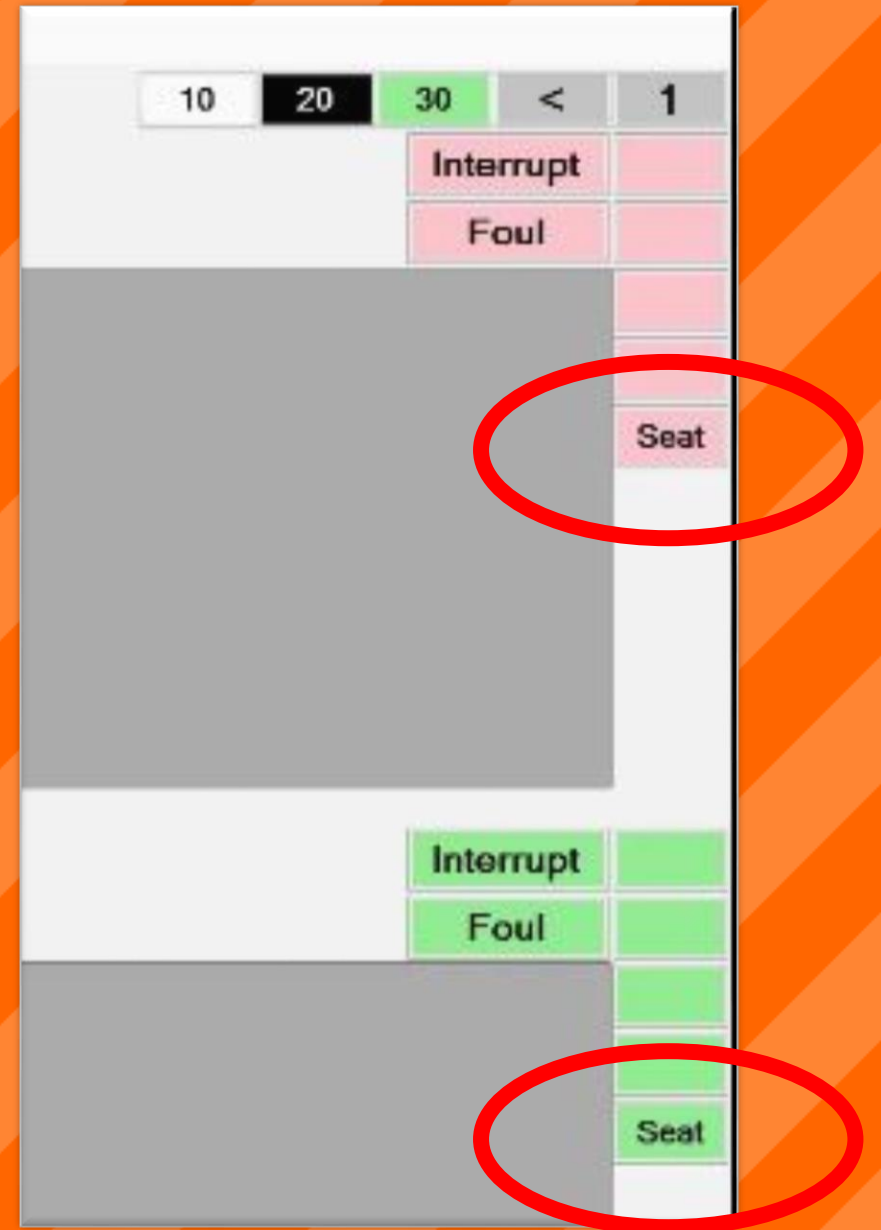
- Select the appropriate flight number under "meet"
- Select the room number in the left column
- Select the round number in the right column
- Tap "Set"

The screenshot displays the EZScore 15.2.21.0 interface. At the top, there is a menu bar with options: File, Cancel Setup, Settings, Collapse, Swap Teams, Save Data, and Annou. Below the menu, the current match setup is shown: TB: 1 : S2 : Silver Division, with a score of 0. The team name is CT Bronze - Christian Temple, also with a score of 0. There are checkboxes for Coach Verified and TimeOuts. A table lists quizzer names and their scores across seven rounds. The first row shows Lizzie Kirby with a score of 1 in round 1. Below this, there is a section for Trinity Johnson - Trinity Church, also with a score of 0 and checkboxes for Coach Verified and TimeOuts. Another table lists quizzer names and their scores across seven rounds. The first row shows Riley Edwards with a score of 1 in round 1. At the bottom, there is a 'SET' button with a mouse cursor pointing to it. A red oval highlights the 'SET' button and the 'Round' and 'Room' columns of the table below it.

Round	Room
1	S1
2	S2
3	S3
4	
5	
6	
7	
8	

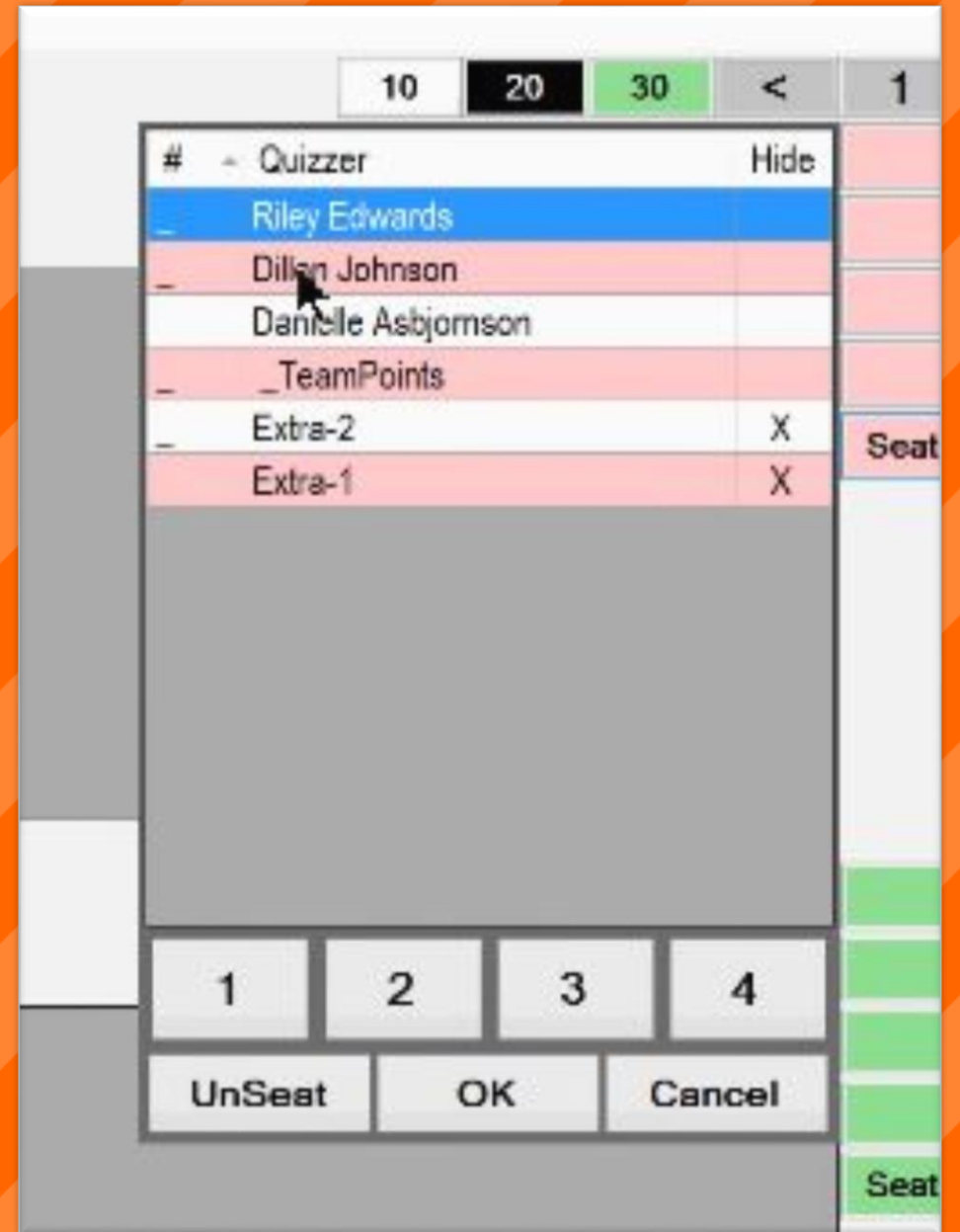
Tip #4: Seat the Quizzers

- Choose a side to seat first, either red or green
- Select "seat"



Tip #4: Seat the Quizzers

- To seat a quizzer, tap a quizzer's name then tap a seat number
- To unseat a quizzer, tap a quizzer's name, then tap "unseat"
- Tap "OK" to seat the team
- Repeat for other side



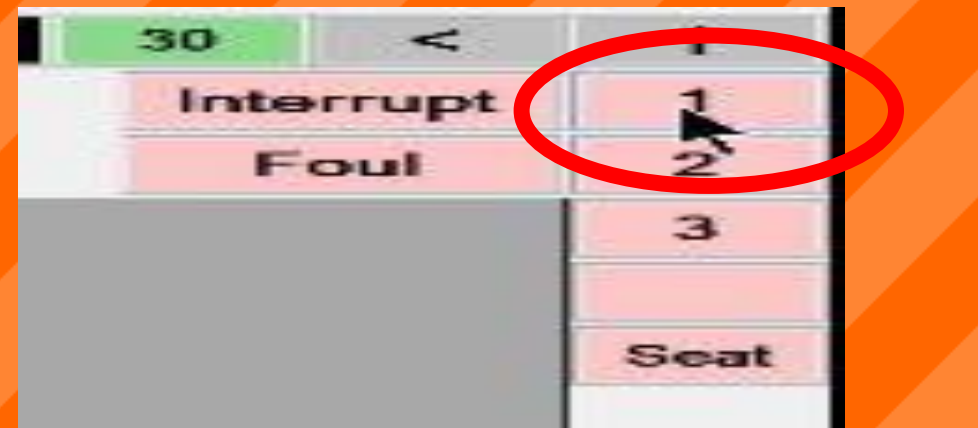
Tip #5: Navigate Questions

- In the upper right corner, next to the < button, there is a number. Tap the number to move forward.
- Tap the < button to move backward



Tip #6: Assign Points

- Tap the quizzer number once to award positive points
- Tap the quizzer number twice to award negative points
- Tap the quizzer number three times to clear the points




Tip #7: Mark Interruptions

- Tap the red or green "interruption" button to mark an interruption



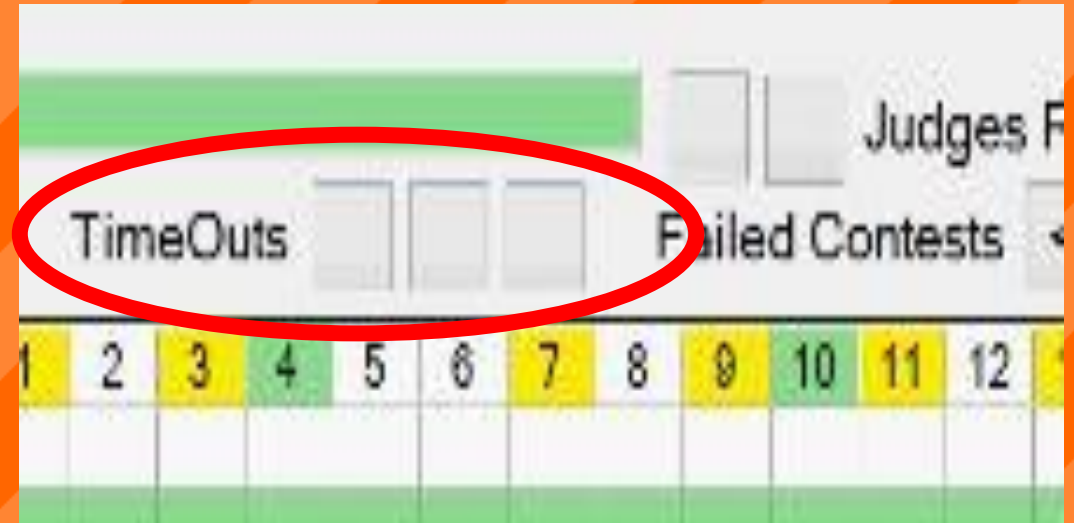
Tip #9: Assign Fouls

- To award a foul, tap the "Foul" box
- To award a quizzer foul, select the quizzer and tap "OK"
- To award a team foul, select "TeamPoints" and tap "OK"



Tip #10: Track Timeouts

- Each team receives three timeouts per match.
- Tap one of the boxes in order to mark a timeout



Tip #11: Track Judges' Rulings

- Each team receives two judges' rulings per match.
- Tap one of the boxes in order to mark a used judges' ruling



Tip #12: Verify Scores

- Coaches must verify the match scores **before** the quizmaster/scorekeeper reads the scores aloud.
- Either the coach or the scorekeeper can tap the "Coach Verified" box.

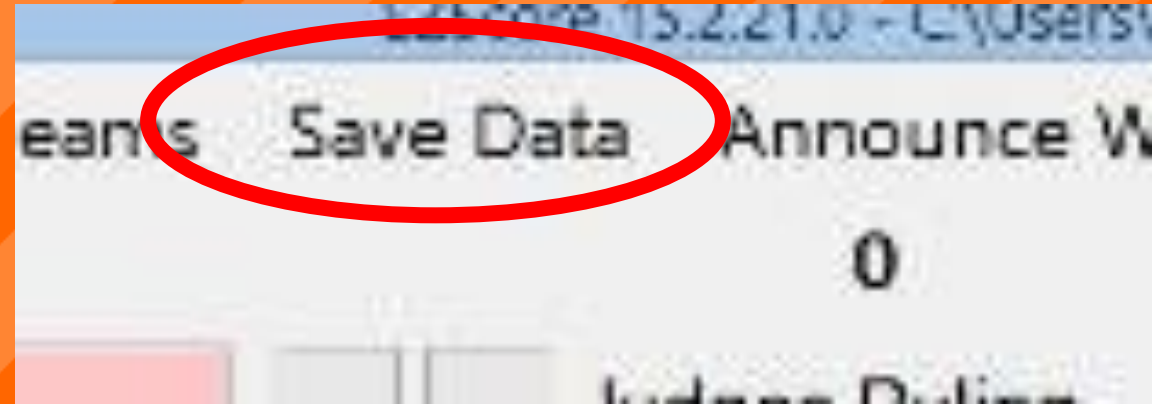
The image displays two screenshots of a quiz application interface. The top screenshot shows a score of 85 and a 'Coach Verified' checkbox circled in red. The bottom screenshot shows a score of 110 and a 'Coach Verified' checkbox circled in red.

#	Quizzer	Tot	Fis	1
3	Danielle Asbj...	-5	-5	
	Riley Edwards	-20		
	Dillon Johnson	110		20
	TeamPoints			

#	Quizzer	Tot	Fis	1
1	Jasmine Gon...			

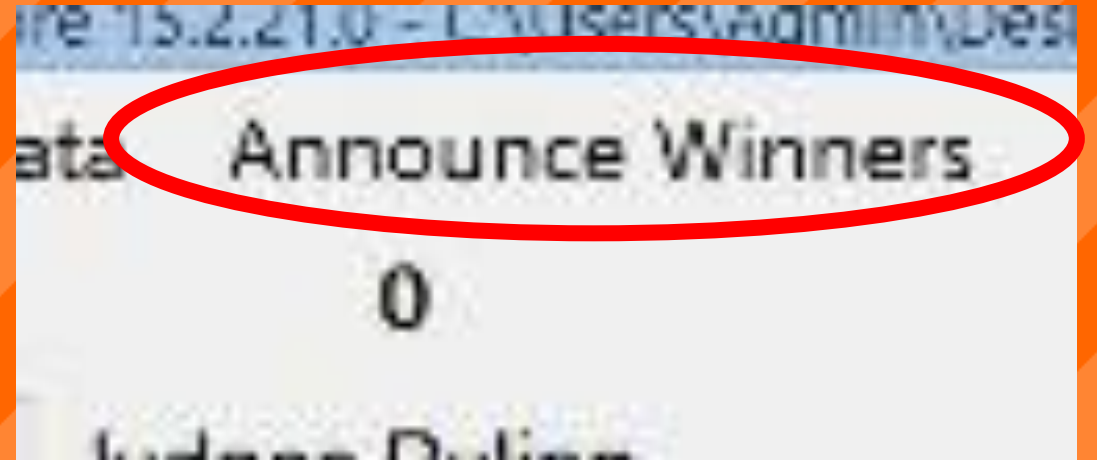
Tip #13: Save the Game!

- Once the coaches verify the match scores, **immediately** save the game.
- Tap "Save Data" to save the match. Scores will upload wirelessly to the dropbox.



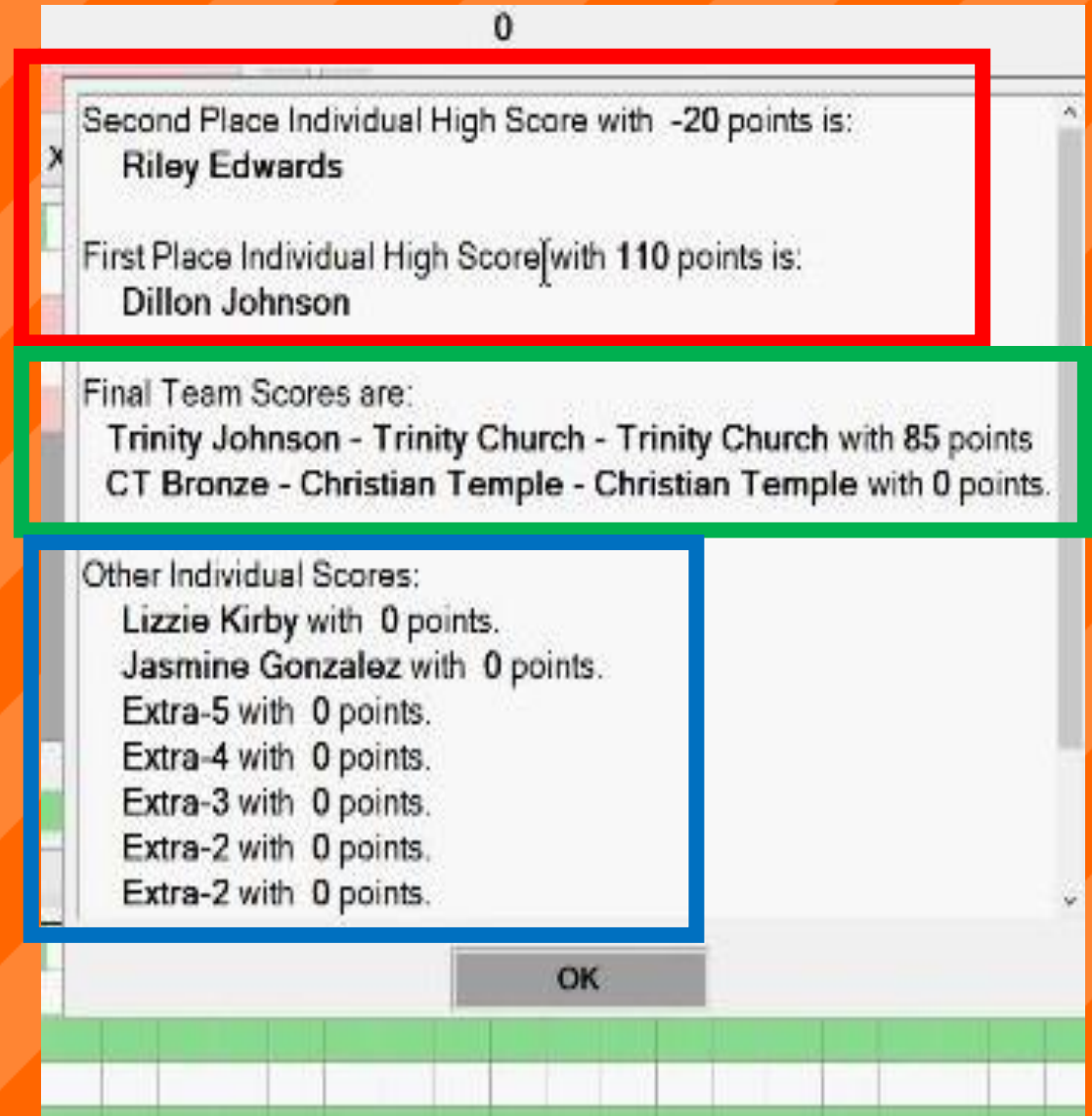
Tip #14: Announce Scores

- Either the quizmaster or the scorekeeper may read the scores aloud.
- Tap the “Announce Winners” button to open the scores for the match



Tip #14: Announce Scores

- Top section contains the individual high scores
- Middle section contains the team scores
- Bottom section contains individual scores



Tip: #15: Download the PPT

- Download the EZ Score Training PowerPoint at <http://jbqseregion.org/penflorida.html>



2016-17 JBQ Coaches List

PFyouth

Section Series 2016-2019

District Finals link

District Finals payment & Lunch ord

EZ Score Training PPT