

XRF for Nondestructive Precious Metals Analysis



GOLD XPERT



- Recyclers / Refiners
- Pawn Shops
- Retail
- Cash for Gold
- Jewelry Manufacturing

Precious Metal Analysis and Karat Classification

XRF is a widely used, reliable, and recommended method for chemical analysis and determination of purity and fineness of precious metals. This analysis technique is a multielemental test that is quicker and less expensive than fire assay and chemical tests. Benchtop XRF provides on-the-spot analysis of gold, silver, platinum, and other precious metals and impurities, making it an easy way to boost customer confidence and ensure dealer reliability.

The Olympus GoldXpert® XRF analyzer provides an easy-to-use, cost-effective technique to obtain alloy chemistry

and karat classification with one nondestructive and nonintrusive test. Additionally, an exclusive GoldXpert software feature helps identify gold-plated objects and sends an alert to the screen.

Given the current high value of gold, quantifying its fineness and purity is more critical than ever. Whether you buy gold, sell or produce jewelry, fabricate metal, or recycle scrap metal, you need a fast, highly accurate method to determine karatage and other precious and non-precious metal content for quality control and pricing.

Get Fast, Accurate Analysis Results with the Olympus GoldXpert



Great Reasons to Own the Olympus GoldXpert

- Designed to be compact, requiring minimal countertop space.
- Attractive design suitable for a showroom floor.
- Easy-to-use analyzer providing karat and compositional analysis results with one push of a button.
- Provides accurate chemistry and karat classification within seconds.
- Innovative feature to help identify gold-plated objects.
- Provides the ability to quickly and easily create result certificates when connected to PC and using Olympus PC Software.
- Testing chamber window and interior lighting enable continuous sample viewing for utmost customer confidence.
- Battery operation for on-the-road testing when taking to customers or vendors.
- Network capability for easy access to testing results as they are being generated.
- Safe and secure closed-beam system that requires minimal training in most countries.

Reliable and Easy to Use

The GoldXpert® XRF analyzer is ideal for pawnshops, cash-for-gold operations, the jewelry industry, museums, archaeologists, coin collectors, and scrap recyclers.

GoldXpert XRF Benefits

- Price cash-for-gold pieces quickly and accurately.
- Identify and characterize a wide range of alloys, including silver, platinum, and others.
- Identify poisonous elements like Cd or Pb in solders.
- Manage quality control for refining and melting operations.
- Be alerted to possible gold plating.

Applications

- On-the-spot gold karat classification, 0-24 kt.
- Identification of impurities.
- Accurate compositional analysis of gold, platinum, silver, and other precious and alloying elements.
- Verification of gold content in scrap metal.
- Unknown metals identification for pricing.
- Identifying gold, silver, platinum, and palladium in dental alloys.



Dental Alloy scrap

Features

- Power: 4 W X-ray tube provides reliable and accurate analytical performance.
- Speed: Floating-point processor delivers fast results within seconds.
- Portability: Can be powered by a compact battery for on-the-road analysis.
- Easy and accurate measurement automatically adjusts for the shape and size of the sample.
- Automatic karat classification.
- Large data storage capacity for test archiving.
- Easy data export and reporting for immediate certification.
- Integrated camera and small spot collimation for focused analysis and sample image archiving.
- Completely nondestructive testing method.



GoldXpert Sample Holder

The GoldXpert® is equipped with an articulating sample-holder arm to secure and orient samples for analysis. The sample holder is ideal for small-component and mixed-metal jewelry testing.



Sample Holder

In Focus and on Target for Every Shot

Camera and Collimator

The GoldXpert® comes equipped with an integrated CMOS camera, which records sample images to memory along with the analysis results for report generation.

The X-ray beam collimation is utilized for measurement of small components and samples. A simple tap on the touch screen in camera view activates the 3 mm diameter collimation, and an on-screen indicator shows the operator exactly where the analysis spot is focused.



Example of 3 mm small-diameter spot collimation


Collimation can be easily reverted to a 10 mm diameter with a simple tap for standard bulk analysis.



Example of 10 mm spot collimation

Customized Reporting

Data can be exported easily to spreadsheet format. Memory can be accessed remotely with the Windows CE operating system via network. Customized reporting certificates with results, images, logo and more can be generated with the click of a button via PC Software.



Example of a customized reporting certificate via PC software

Exclusive Plate Alert Feature

The GoldXpert® has an exclusive feature that detects possible gold plating or coating when analyzing the composition of gold pieces. If the GoldXpert determines that there is a possibility of gold coating or plating, it alerts the user by displaying an on-screen message.



Example Gold Coating alert

Performance You Can Count On

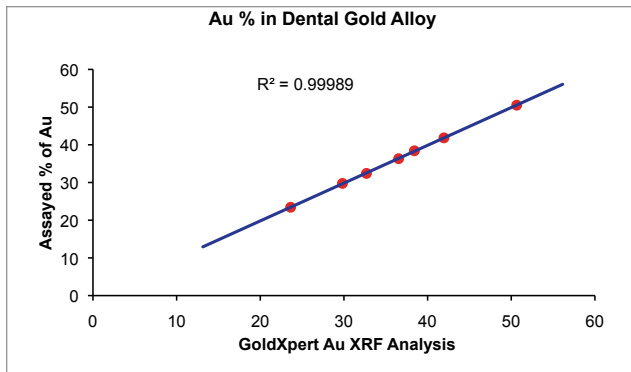
The GoldXpert® is available in two configurations: the standard GoldXpert and the high-performance GoldXpert SDD. The standard GoldXpert is equipped with a Si PIN detector providing excellent precision and sensitivity for most applications. The high-performance GoldXpert SDD is equipped with an advanced Silicon Drift Detector for better precision and sensitivity.

The high performance GoldXpert SDD with a two-fold improvement in precision and sensitivity over the Standard GoldXpert provides better detection limits. It is recommended for refiners who need very fast reading times and the utmost in analytical precision. The standard GoldXpert is ideal for general karating and trading applications.



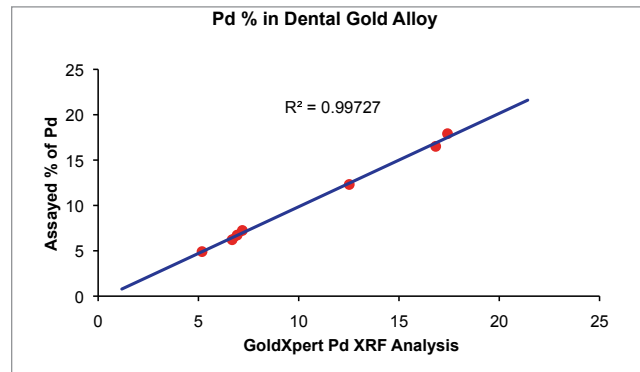
GoldXpert Accuracy for Au and Pd in Assayed Dental Alloys

GoldXpert Au Result vs. Certified Au, wt%



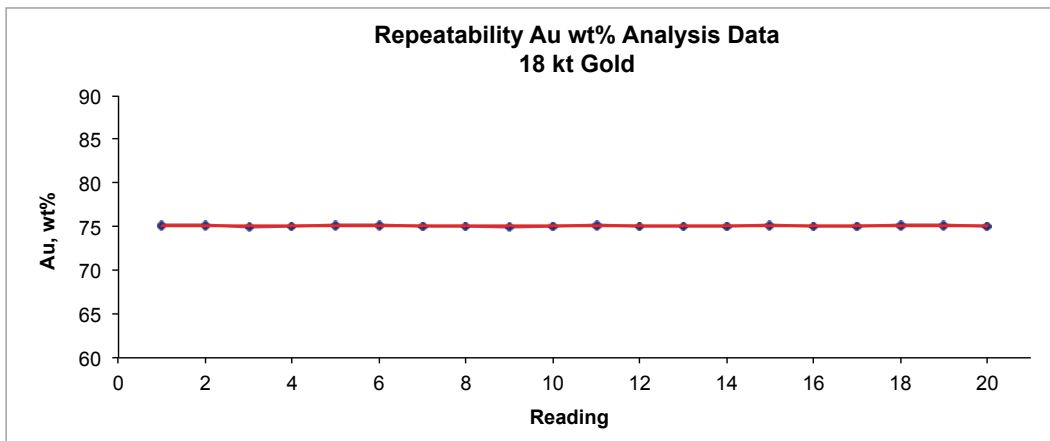
GoldXpert accuracy for Au in assayed dental amalgams

GoldXpert Pd Result vs. Certified Pd, wt%



GoldXpert accuracy for Pd in assayed dental amalgams

Repeatability Plot



Twenty repeat GoldXpert readings on an 18 kt certified gold alloy standard

Olympus GoldXpert

Reliable and Easy to Use




The GoldXpert is easy to use. Place large objects directly on the analysis window



Secure small objects in the sample-holder to orient on the analysis window



Use small spot collimation for very small objects or for small areas on an object



Close the chamber door and press Start to get results you can count on

GoldXpert

The GoldXpert provides a fast, highly accurate way to determine karatage (gold content) for quality control, pricing, and usage purposes. It allows the user to perform an on-the-spot, cost-effective, and completely non-destructive test to check for gold content and verify alloy chemistry.

In addition to gold, the GoldXpert provides a high level of performance for other precious metals of interest. The analyzers come standard with a precious metals suite that includes Ag, Au, Pt, Pd, Ir, Rh, Ni, Pb, Cu, Zn, Fe, Co, and other elements.

Specifications*

Dimensions	267 mm x 310 mm x 340 mm (10.5 in. x 12.5 in. x 13.4 in.) (with door closed)
Weight	10 kg (22 lb)
Power Requirements	Provided with 100 VAC to 240 VAC, 50 Hz to 60 Hz, 70 watts power supply
Excitation Source	4 W, 40 kV, 100 µA (max.) X-ray tube Anode choices: Au or Ta
Detector	Si PiN diode detector Si Drift detector
Environmental Temp Range	-10 °C to 50 °C (14 °F to 122 °F)
Camera and Collimator	Integrated with measurement geometry; small-spot collimator; selectable diameter sizes (3 mm or 10 mm)
Power	AC power adaptor or rechargeable Li-ion battery
Data Display	55 × 73 mm (2.2 × 2.9 in.) Color LCD touch screen Resolution: 800 x 600 16-bit LCD interface
Data Transfer	USB, Bluetooth®
Precious Metals	Cr, Mn, Fe, Co, Ni, Cu, Zn, Ir, Pt, Au, Rh, Ru, Pb, Bi, Zr, Pd, Ag, Sn, Sb, Cd, In, Ga, Ge, and W. (Plus Os for SDD)

Standard Accessories

- Collimator Test Coin
- Sample Holder Clip with Articulating Arm
- USB cable
- 316 Stainless Steel Calibration Check Reference Coin
- Ten (10) spare windows
- Three (3) styluses
- Factory Authorized Training and Support

*All specifications are subject to change without notice.

OLYMPUS NDT INC. is ISO 9001 and 14001 certified

*All specifications are subject to change without notice.
All brands are trademarks or registered trademarks of their respective owners and third party entities.
The Bluetooth® word mark and logos are registered trademarks owned by Bluetooth SIG, Inc. and any use of such marks by Olympus Corporation is under license.
Copyright © 2013 by Olympus.

www.olympus-ims.com

OLYMPUS[®]

OLYMPUS NDT INC.
48 Woerd Avenue, Waltham, MA 02453, USA, Tel.: (1) 781-419-3900
12569 Gulf Freeway, Houston, TX 77034, USA, Tel.: (1) 281-922-9300

For enquiries - contact
www.olympus-ims.com/contact-us



Mixed Sources
Product group from well-managed
forests, controlled sources and
recycled wood or fiber

Cert no.
www.fsc.org
© 1996 Forest Stewardship Council