

The logo for 'Jazzzy-Ash Presents' is located in the top right corner. It features the word 'Jazzzy-Ash' in a stylized, black, cursive font with musical notes integrated into the letters. Below it, the word 'PRESENTS' is written in a smaller, black, sans-serif font. An American flag is visible in the background to the right of the text.

# Jazzzy-Ash PRESENTS



## **Jazz History is Our History!** Educational Supplement





# Jazz History Is Our History

Why cultural music matters for children in America

**Folk Music** is making a comeback. Folk music is important because it tells the story of our past, like a musical history book. Today, children are gaining great exposure to authentic, quality music in traditional American folk styles like bluegrass and Old-Time. Likewise, early African-American music genres should be included in this celebration of our rich musical past.

**Jazz** is a rich part of the American music heritage we all share. Often, when we refer to American Folk music, the early African-American music genres like, blues and jazz, are curiously left out. Perhaps it's because the story of early African-Americans can be a difficult story to tell, especially to young children.

In this interactive program, students take a joyous journey through early Black American music. Jazzy Ash uses some of the greatest songs from early black folks music, blues, Ragtime and jazz to teach about the encouraging, *multicultural* story of Jazz in America.

**Interdisciplinary Development** is at the core of Jazzy Ash's fun-filled, original tunes. The assemblies take students on an interactive journey through New Orleans' music and culture as they explore topics in social-emotional development such as diversity, self-esteem, friendship and family. Children are challenged in critical thinking and they practice gross motor skills.

**Music Appreciation and Musicianship** is an integral part of the experience. Every musician in the band is also a professional music educator. As students interact with Jazzy Ash and the band, they develop their music literacy as well.

Please use this guide to lead children into a deeper discovery of New Orleans, jazz, music, culture, and themselves.



# MARDI GRAS!

Mardi Gras (which means Fat Tuesday) is a fun tradition that has been celebrated in New Orleans and in the surrounding parishes, or neighborhoods, since 1837. Every year, schools and businesses close for several days as everyone gathers for fun, food, live music and parades. The parades are themed with extravagant floats. When the floats roll by, everyone tries to catch the **throws** from the masked krewe. Throws include toys, treats, coins, and lots and lots of beads!



## THROW ME SOMETHING MISTA

Leaping Lizards Music © 2014

I've been waiting all year for Mardi Gras day  
The big brass bands and of course the parades  
Everybody's happy and we're feeling fine  
Dancing down the second line  
I'll be crossing my fingers as the floats roll by  
Hoping somebody might catch my eye  
And find something fancy to throw my way  
I wishing and I'm hoping...

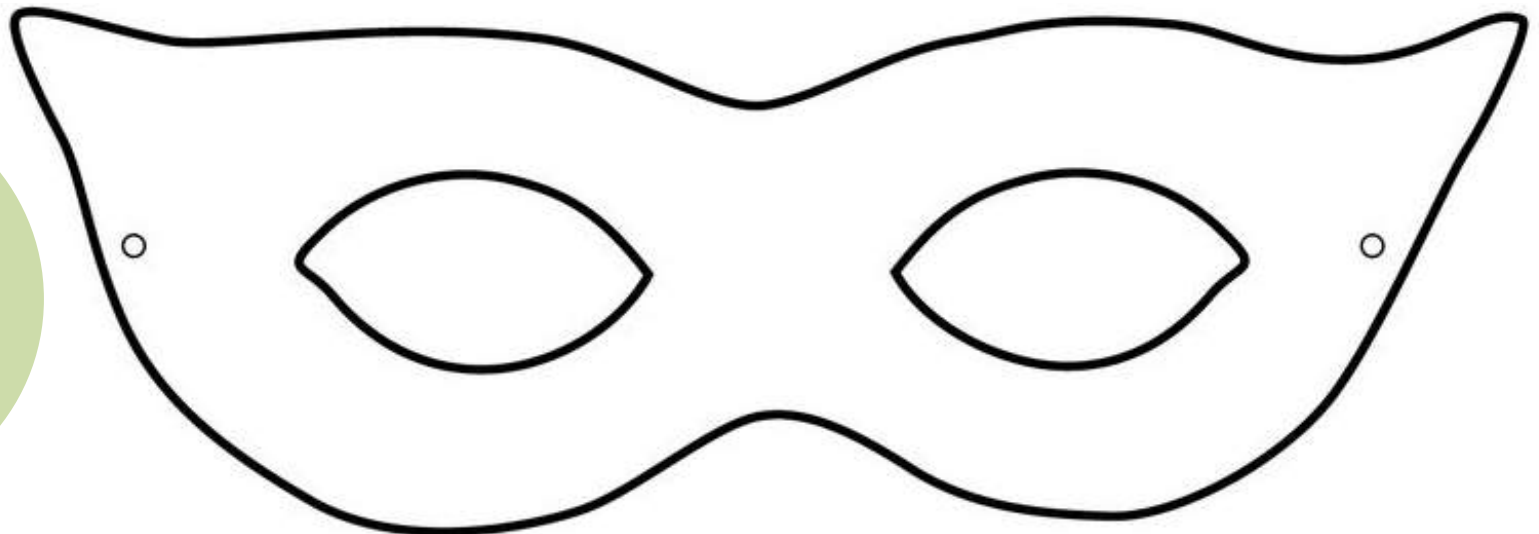
I might get toys or Mardi Gras beads  
A few doubloons or a tasty treat  
I won't get nothing 'less I raise my hands I scream:  
**THROW ME SOMETHING MISTA!**

And I don't care if it takes all day  
I'm gonna keep trying anyway  
When the floats roll by I wave my hands and I say  
**THROW ME SOMETHING MISTA!**

🎵 SING ALONG!

THIS SONG IS ON THE ALBUM, *HOME*

Make Your Own  
MARDI GRAS  
MASK





The first generation of African-Americans came with no physical belongings at all. But what they did bring were wonderful traditions from African heritage, including their musical traditions. They found that they could continue in sharing some of their intricate rhythms and songs, even without musical instruments.

## 🔊 Listen and Try

In the song “Buddy” (Jazzy Ash, *Bon Voyage*), we used our voices, bodies, and musical instruments to make the sounds of a train. Here are a few of the things we did to make these sounds:



Listen to the song and try to make the sounds you hear using your body. Later, go around letting each person make a sound with his or her body, and everybody else can try to mimic that sound.

## CHALLENGE:

When you’re listening to “Buddy”, you’ll hear Jazzy Ash chant the phrase “*Look at that, look at that, look at that...*”

to make the sound of the train on the railroad tracks. Try saying that phrase. Does it sound like a train on railroad tracks to you?

## The Blues Makes It Better:

Black people in the late 1800s blended the singing traditions of their African heritage with musical styles from European folk music to create a new style of music called the “blues”.

*The Blues* is something a person sings when he feels sad, or *blue*. The idea is that, when you sing it out, you feel better about your troubles- kind of like a “good cry”. Many times, the blues will have a funny line at the end, to make light of hard situation.

## WRITE YOUR OWN BLUES SONG

Writing the blues is like writing a poem. Follow the steps to write a blues song in the 12-Bar Blues form:

*Example*

*I had some spaghetti, and it fell down to the floor* (PART A)

*I had some spaghetti, and it fell down to the floor* (PART A, REPEATED)

*So I picked it up, licked it up, and asked for a little bit more* (PART B –RHYMES WITH PART A)

---

Part A

---



---

Part A, REPEATED:

---



---

Part B (Rhymes):

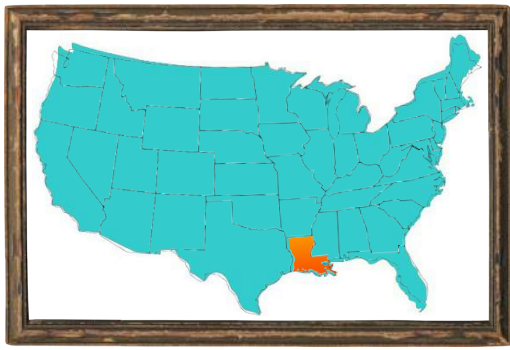
---

You can practice singing the blues with this instrumental track:

🔊 <https://soundcloud.com/jazzyash/jazzy-ash-blues-instrumental/s-hSMW4>

Take the song you wrote and sing along!





**JAZZ** was born in the beginning of the 20th century in the port city of **New Orleans, Louisiana**. Jazz is a beautiful mix of many different styles of music & instruments from many cultures, just like the city it came from.

### Instrument Gumbo

Settlers from Europe brought instruments like the accordion and the violin to America. The first generations of African Americans re-created stringed instruments from Africa and invented the banjo. Much of early jazz was played with instruments left behind by soldiers in World War I. And in 1915, the ukulele from Hawaii was introduced to Americans. You can find all of these instruments in music from New Orleans.

**Music Match** - Draw a line from the picture of each New Orleans Jazz instrument to the name of that instrument.



**BANJO**

**violin**

**saxophone**

**ukulele**

**bass**

**TRUMPET**

**trombone**

**accordion**



ANSWERS: 1. ukulele 2. saxophone 3. trumpet 4. accordion 5. banjo 6. violin 7. bass 8. trombone

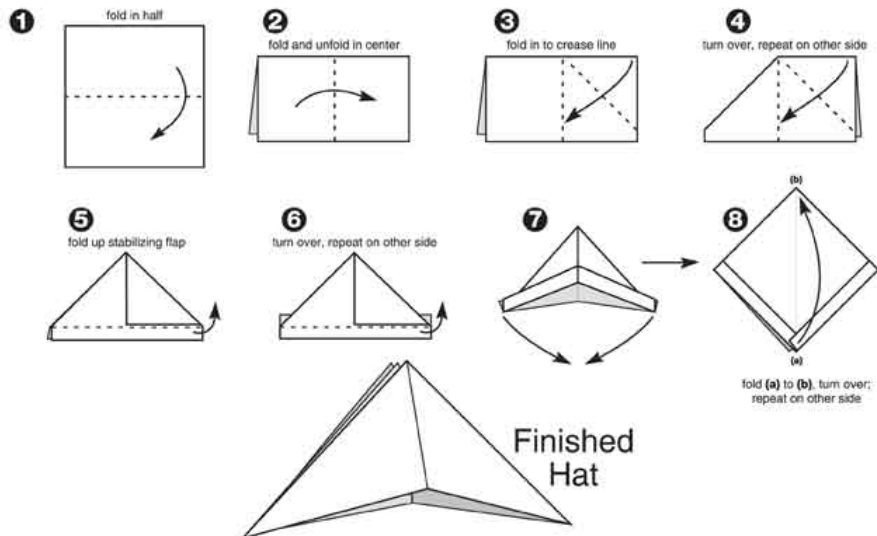
# BOATS

**New Orleans** is a port city, meaning that boats and ships from around the world dock there to bring goods and people to the United States. Riverboats are mainly used to ship goods, but some riverboats, like the one below, are used for going on cruises of the bayou, listening to live music, and having parties. New Orleans is right at the south end of the Mississippi River, where it spills into the Gulf Coast. That's why a lot of the food from New Orleans includes seafood. You can always see shrimp and fishing boats in New Orleans' harbors.



## How to make a PAPER HAT


Every sailor needs a hat! Here's how to fold a paper hat in 8 easy steps!



## “BUT... CAN YOU LIVE ON A BOAT?”

The answer is yes! Homes come in many different shapes and sizes. Around the world, people live all sorts of homes: big ones, small ones, homes that float, homes on wheels, even homes in trees! *It doesn't matter what the home is, I say, as long as there is love in the family!*

## DRAW A PICTURE OF YOUR HOME



## BONUS ACTIVITY: BUILD A MODEL OF YOUR HOME WITH CLAY OR PLAY DOUGH

**Listen and Discuss:** Listen to the song “Home” (Jazzy Ash, *Bon Voyage*) and share: What kind of home do you live in? What kind of home from the song sounds most interesting to live in? Can you think of others?



Besides music, the best part of New Orleans is the **food**! New Orleans' French Quarter is home to delicious cuisine you can't find anywhere else. The food is a flavorful mix of French and Italian influences and the abundance of seafood from the nearby Gulf of Mexico.

One of the favorite treats are **BEIGNETS** (ben-YAYs). They are similar to donuts but a lot tastier (and no hole). They are covered in powdered sugar and are yummy with milk or hot chocolate.

### **BABY LOVES BEIGNETS**

Leaping Lizards Music © 2014

Mama's little baby loves beignets, beignets  
Baby loves beignets, yes she do  
Mama's little baby loves beignets, beignets  
Eat them dessert and breakfast too  
Add the powdered sugar  
That's all you need  
And mama likes her beignets with coffee and cream  
Add the powdered sugar  
That's all you need  
And mama likes her beignets with coffee and cream

Mama's little baby loves gumbo  
Mama's little baby loves red beans too  
Mama's little baby loves gumbo  
Mama's little baby loves red beans too  
Gumbo taste good when you  
Eat it in the fall  
You better watch out,  
'Cause I'm gonna eat it all  
Mama's best red beans cook all day  
And baby likes to eat them with  
a piece of French bread

Mama's little baby loves beignets,  
Beignets  
Baby loves beignets, yes she do  
Mama's little baby loves beignets, beignets  
Eat them dessert and breakfast too



## **Let's Make BEIGNETS!**

Recipe courtesy of Gina at The Shabby Creek Cottage Blog

### **Ingredients**

- 1 cup of warm water
- 1 tablespoon honey
- 1 package active dry yeast
- 1/3 cup butter, melted
- 2 cups bread flour
- 2 tbs. gluten (find in the in the baking aisle)
- pinch of salt
- powdered sugar for dusting
- cooking oil (I use canola)



In the bowl of a stand mixer, fitted with a dough hook, put in the water, honey and yeast, and mix it just a bit with your hand to dissolve. Let set for 3-4 minutes until the yeast is bubbly.

While you wait, in a separate bowl, mix together the flour, salt and gluten.

When yeast is bubbly, add in the butter and all the flour mixture (I do it all at once), then mix on slow until combined. After it's combined, turn it on medium high and mix for about 2 minutes.

Pull the dough out of the bowl and place onto a large cutting board, working it together until it's in a ball. Knead (without flour) for a couple of minutes (you really can't mess it up.) Use a little oil and lightly coat the ball, then place on board and cover with a towel. Let it rise for 1 hour.

Once it's risen, punch it down, then roll it out to about 1/4 inch thick, into a rectangular shape. Using a pizza cutter, cut it into pieces about 1 1/2 inches square(ish), then cover with towel again and let rise for another 45 minutes to 1 hour.

After they've risen again, fry them in oil in a heavy bottomed pan (I use my dutch oven), fry them in oil heated to 350 degrees, flipping them once they're golden brown on one side (it takes about 90 seconds a side – watch them closely). When golden on the other side, pull them out and drain on paper towels. Coat with powdered sugar and you're ready to eat. *Enjoy!*

**JAZZY ASH**

## PUT ON YOUR DANCING SHOES!

The lyrics of this song tell you all you need to know  
So grab yourself a partner and go, go, go!

### JITTERBUG

Leaping Lizards Music © 2014

When I was very little  
If I was feeling blue  
I'd go upstairs and then I'd go in my room  
Grab my rag doll and swing her around  
And dance the jitterbug and turn my frown upside down  
'Cause if you really want all your troubles gone  
All you gotta do is the jitterbug

Don't know how to jitterbug? Follow along  
Grab your mama or your daddy  
A neighbor or a dog  
Grab both hands now,  
Start tapping your toes  
Move your feet left to right  
This is how it goes  
'Cause if you really want all your troubles gone  
All you gotta do is the jitterbug

#### REFRAIN:

Now swing baby swing  
Swing baby swing  
Come on now swing baby swing  
Swing baby swing, swing baby swing  
Swing baby swing, swing baby swing  
Now you've got that jitterbug


I probably should have warned you  
About this hop  
That once you start it  
It's crazy hard to stop  
The rhythm gets in you  
It gives you a tug  
And that's why they call it a bug

#### REFRAIN



## GOODBYE IN THE BAYOU

### COLORING PAGE




**A**merican wetlands are home to all the different kinds of animals featured in the song "Goodbye in the Bayou". You can find them all in Louisiana- except for the crocodile. You'll have to go the south Florida wetlands to see one of those!



## EXPAND THIS UNIT WITH BOOKS!

### JAZZ GREATS

**Duke Ellington: The Piano Prince and His Orchestra** by  
*Andrea Pinkney*



**Little Melba and her Big Trombone**  
*Katheryn Russell-Brown*



**Skit-scat Raggedy Cat**  
*Roxane Orgill*



**When Louis Armstrong Taught Me Scat**  
*Muriel Harris Weinstein*




### NEW ORLEANS HISTORY & CULTURE

**The Jazz of Our Street**  
*Fatima Shaik*




**The Story of Ruby Bridges**  
*Robert Coles*



**Ninth Ward**  
*Jewell Parker Rhodes*



**Why the Crawfish Lives in the Mud**  
*Johnette Downing*




### NEW ORLEANS RECIPES

**Delicious Dishes: Creole Cooking for Children**  
*Berthe Amoss & Dulaney Montgomery*



**The Princess and the Frog:**  
**Tiana's Cookbook: Recipes for Kids**  
*Disney Book Group*



*Coming Soon from Leaping Lizards Music:*

**Jazzy Ash**  
Early Readers

**YOU CAN PLAY**  
UKULELE

Want to learn to play ukulele? Jazzy Ash teaches jazz-era ukulele lessons for beginners through classes and residencies.

[www.youcanplayuke.com](http://www.youcanplayuke.com)

### CONTACT US:

[www.jazzyash.com](http://www.jazzyash.com)

[info@leapinglizardsmusic.com](mailto:info@leapinglizardsmusic.com)

On social media: @heyjazzyash