


# Masterpiece Heirloom Scenes

*All items, unless specifically requested, will come cut out to light up. If you want a different cut-out pattern from that shown, please notify us when ordering.*

Instructions on ordering: The Masterpiece Heirloom Series scenes are made by stacking items from different numerical sets.


For medium displays, first choose your base: (either TBM-182 or TBM-199), then select one item from the TBM-183 sets and one item from the TBM-184 sets.

To make larger winter sets, use base TBM-186, scenic front TBM-187, and **two** from the TBM-183 sets. To make larger sets for other seasons, use base TBM-197 and **two** from the TBM-183 sets.

Item Number	Description	Size (Inches)	Bisque
Bases for Medium Scenes			
TBM-182	Medium Smooth Base for all TBM-183 & TBM-184 Pieces (sold separately)	1.5 Tall by 10 Wide	15.00
TBM-199	 <p>183N, 184I, 199</p> <p>Nature Base for all 183 &amp; 184 Scenes (sold separately)</p>	4 by 10.5	22.50

## Bases for Large Scenes

TBM-186



37.50

Mountain Base for TBM-183E (Colonial Winter Lightup) or TBM-183F (Mountain Train Lightup)

TBM-197



3 High by  
16 Long



37.50

Countryside Base for TBM-183I, 183J, & 183K

183 Sets (Select **one** for medium displays or **two** for a large display)



TBM-183B	 <p data-bbox="332 871 1133 953">Winter Valley Lightup (Shown with TBM-184I and TBM-199 base, sold separately)</p>	7.5 Tall by 10 Wide	25.00
TBM-183C	 <p data-bbox="332 1808 1133 1890">Alpine Spring Lightup (Shown with TBM-184C and base, sold separately)</p>	7 Tall by 10 Wide	25.00

TBM-183D	 <p data-bbox="342 863 1125 947">Boatyard Village Lightup (shown with TBM-184G and base sold separately)</p>	7.5 Tall by 10 Wide	25.00
TBM-183E	 <p data-bbox="342 1761 1125 1839">Colonial Winter Lightup (shown with TBM-184B and TBM-199, sold separately)</p>	7.5 Tall by 10 Wide	25.00



TBM-183F	 <p><i>Mountain Adventure</i></p> <p>183E, 184B, 199</p> <p>Mountain Train Lightup (shown with TBM-184B and TBM-199, sold separately)</p>	7.5 Tall by 10 Wide	25.00
TBM-183I	 <p>Watermill Lightup (shown with TBM-184F [not currently available] and base, sold separately)</p>	7.5 Tall by 10 Wide	25.00

TBM-183J	 <p>Available from Cindy's Ceramics &amp; Molds</p> <p>American Countryside Lightup (Scenic front and base sold separately)</p>	7.5 Tall by 11 Wide	25.00
TBM-183L	 <p>Available from Cindy's Ceramics &amp; Molds</p> <p>183K, 183L, 197</p> <p>Boat &amp; Marina Lightup</p>	5 High by 10 Long	25.00



TBM-183K



13 by 10

30.00

Large Lighthouse Lightup (Base and Scenic Front  
sold Separately)


TBM-183M	 <p data-bbox="339 1150 1125 1234">Winter Church Lightup (TBM-199 Base and TBM-184H Scenic Front sold Separately)</p>	11 by 10.5	25.00
TBM-183P	 <p data-bbox="324 1948 1141 2028">Medium Lighthouse Lightup (Base and Scenic Front sold Separately)</p>	10 by 10	25.00



Scenic Fronts for Medium Scenes

TBM-184B

*Mountain  
Adventure*





3.5 Tall by  
10 Wide

10.00


Scenic Front for any Winter Scenes (shown in  
forefront)

<p>TBM-184C</p>	 <p>Available from Cindy's Ceramics &amp; Molds</p> <p>Scenic Front for TBM-183C Alpine Spring Lightup (Shown in front of river)</p>	<p>3 Tall by 10 Wide</p>	<p>10.00</p>
<p>TBM-184F</p>	 <p>Scenic Light Ups 183 Series</p> <p>Available from Cindy's Ceramics &amp; Molds</p> <p>183L, 184E, 185</p> <p>Fence Front for TBM-183I &amp; TBM-183J</p>	<p>3 Tall by 10 Long</p>	<p>10.00</p>



TBM-184G	 <p>Scenic Front for all Nautical Scenes (shown in front of lighthouse and water)</p>	3 Tall by 10 Wide	10.00
TBM-184H	 <p>183M, 184H, 199</p> <p>Lamplighter Scenic Front for Scenes (shown in front of Church)</p>	5 Tall by 10 Long	15.00

TBM-184I




3.5 Tall by  
10 Wide

10.00

Horse and Carriage Scenic Front for 183F (shown  
with 183N, not currently available)

TBM-184K



3 by 10

12.00

Scenic Front for Boat Workyard (shown above,  
Medium Lighthouse and Base sold Separately)



## Scenic Fronts for Large Scenes

TBM-187




4 High by  
8.5 Wide

12.40

Church & Covered Bridge for TBM-186 (shown in  
forefront)

TBM-204





4.5 Tall

17.50


Winter Coach for TBM-186 Base (shown in the  
front of the scene; This requires all items listed in  
this picture to create this scene)

## Small Scenes

TBM-195A	 <p data-bbox="511 905 954 947">Winter Cabin Small Lightup</p>	5 High by 5 Wide	20.00
TBM-195B	<p data-bbox="435 961 493 1003">212</p>  <p data-bbox="581 1766 883 1808">Boat Small Lightup</p>	5 by 5	20.00



TBM-195F




5.5 by 5

20.00

Small Lightup Lighthouse Scene (requires no additional bases or scenic fronts)

TBM-195H



5.5 by 5

20.00

Watermill Small Lightup (requires no additional  
bases or scenic fronts)



TBM-195I	 <p>Winter Church Small Lightup (requires no additional bases or scenic fronts)</p>	6 by 5	20.00
Icy Winter Scenes/ Swimmingly Summer Scene			
TBM-300	Base for 300 & 303 Scenes (shown below)	2.5 by 7	15.00
TBM-301A	 <p>Icy Church Lightup (shown finished two different ways atop TBM-300, sold separately)</p>	10 by 7.5	25.00

TBM-301B	 <p data-bbox="363 737 1101 825">Icy Watermill Lightup (shown finished two different ways atop TBM-300, sold separately)</p>	9 by 7	25.00
TBM-301C	 <p data-bbox="342 1671 1117 1757">Dolphin Lightup (Rests atop TBM-300 to light up, sold separately)</p>	7 by 9.5	25.00



TBM-301D	 <p data-bbox="365 892 1101 976">Icy Lighthouse Lightup (shown finished two different ways atop TBM-300, sold separately)</p>	11.5 by 7	27.50
TBM-303A	 <p data-bbox="365 1470 1101 1549">Cabin Get-Away Light (use with TBM-300, sold separately)</p>	6.5 by 7	25.00