



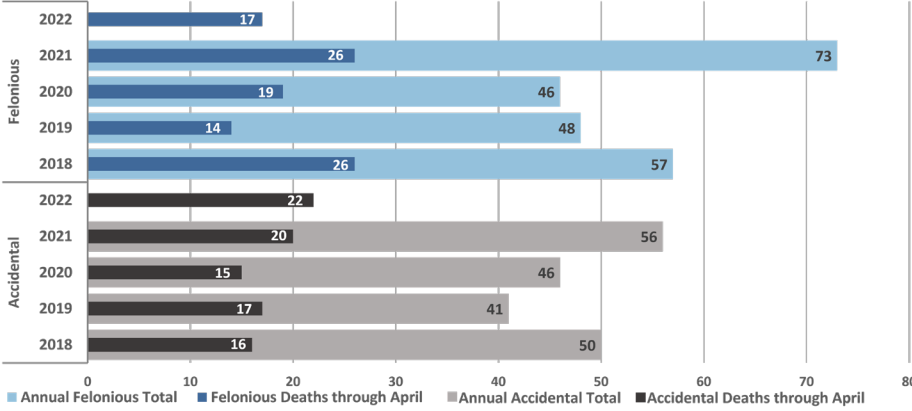
LAW ENFORCEMENT OFFICER DEATHS 01/01/2022-04/30/2022

This is a graphic presentation of data regarding line-of-duty deaths, both felonious and accidental, collected from law enforcement agencies across the United States and U.S. territories by the FBI's Law Enforcement Officers Killed and Assaulted Data Collection. This preliminary information is provided for officer safety studies, training, and other initiatives. The data are also published annually in the *Law Enforcement Officers Killed and Assaulted* publication.

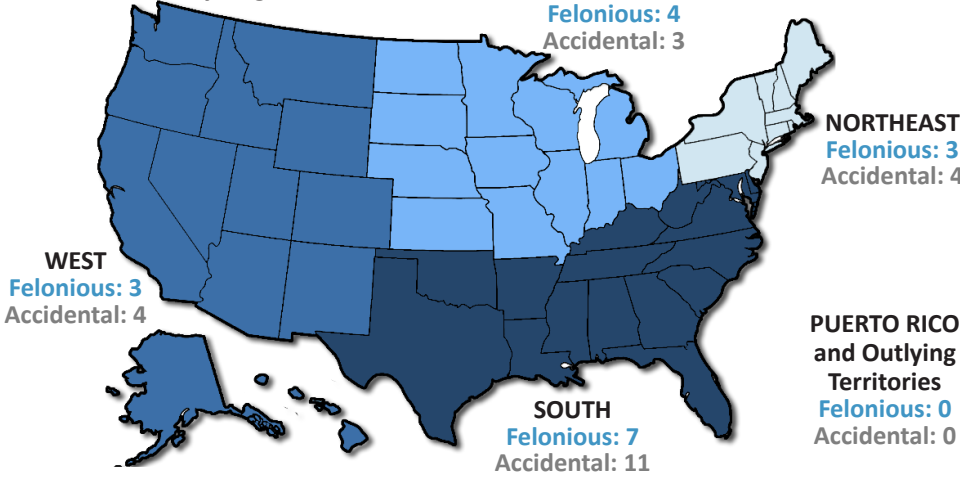
KEY OBSERVATIONS

The 17 law enforcement officers feloniously killed in the first four months of 2022 represent a 34.6 percent decrease compared to the 26 officers killed during the same period in 2021. There was one felonious death in April 2022. Firearms were used in 16 of the 17 felonious deaths in 2022, and 1 death involved the use of a vehicle as a weapon. The circumstances surrounding the officers' deaths included activities related to disorder/disturbances (4), investigative/enforcement (3), unprovoked attacks (4), ambushes (3), crime in progress (1), providing/deploying equipment (flares, traffic cones, etc.) (1), and encounter/assist of an emotionally disturbed person (1). Seven law enforcement officers have been killed by either an ambush or unprovoked attack, representing a 30 percent decrease from the same time frame in 2021 (0 ambush and 10 unprovoked). Accidental law enforcement deaths increased 10 percent when comparing the first four months of 2022 (22) with those of 2021 (20). The accidental deaths in 2022 were due to motor vehicle accidents (13), pedestrian officers being struck by a vehicle (7), an accidental firearm-related incident (1), and an airplane crash (1). The southern region has the most law enforcement deaths in 2022 with 18 deaths total (7 felonious, 11 accidental). Although not represented in the below graphic, 53 officers have died from the following medical conditions in 2022: 48 law enforcement officers died in the line of duty from illnesses related to COVID-19, 4 officers died due to heart attacks, and 1 officer died due to other natural causes.

Officer Deaths by Year



Officer Deaths by Region



Circumstances of Officer Deaths

17 Felonious

- 0 Administrative assignment
- 3 Ambush (entrapment/premeditation)
- 0 Arrest situation
- 0 Assisting another law enforcement officer
- 0 Assisting motorist
- 0 Citizen complaint
- 1 Crime in progress (robbery, burglary, etc.)
- 4 Disorder/disturbance (domestic disturbance, civil disorder, etc.)
- 1 Encounter/assist an emotionally disturbed person
- 3 Investigative/enforcement (Drug-related matter, wanted person, traffic violation stop)
- 0 Out of service (court, dining, etc.)
- 1 Providing/deploying equipment (flares, traffic cones, etc.)
- 0 Pursuit
- 0 Report of crime (robbery, burglary, etc.)
- 0 Respond to alarm (audible/silent)
- 0 Serving/attempting to serve court order (eviction notice, subpoena, etc.)
- 0 Tactical situation
- 0 Traffic control (crash scene, directing traffic, etc.)
- 4 Unprovoked attack
- 0 Other



22 Accidental

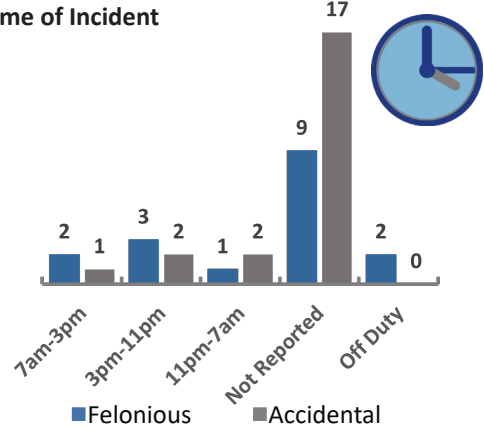
- 13 Motor vehicle crash
 - 0 Assisting/investigating vehicle crash
 - 1 Assisting motorist
 - 1 Engaging in vehicle pursuit
 - 0 Escorting dignitary or funeral
 - 0 Overseeing work zone
 - 3 Patrolling
 - 0 Performing traffic control
 - 0 Performing traffic stop
 - 2 Responding to emergency
 - 2 Responding to nonemergency
 - 0 Training
 - 4 Other
- 7 Pedestrian officer struck by vehicle
 - 0 Assisting/investigating vehicle crash
 - 0 Assisting motorist
 - 1 Providing/deploying equipment
 - 0 Engaging in foot pursuit
 - 0 Overseeing work zone
 - 0 Patrolling
 - 3 Performing traffic control
 - 1 Performing traffic stop
 - 0 Training
 - 2 Other
- 0 Drowning
- 0 Fall
- 1 Firearm-related incident
- 1 Aircraft crash



Officer Deaths by Month

Month	Felonious		Accidental	
	2021	2022	2021	2022
Jan	6	3	6	10
Feb	6	4	4	4
Mar	6	9	6	6
Apr	8	1	4	2
May	7		7	
Jun	4		5	
Jul	8		3	
Aug	5		4	
Sep	4		3	
Oct	8		8	
Nov	5		2	
Dec	6		4	

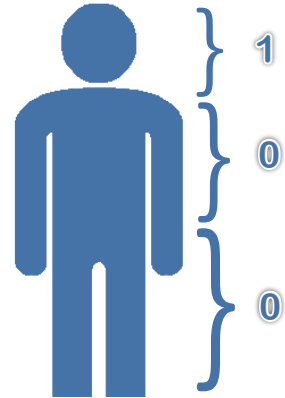
Time of Incident



Location of Fatal Firearm Wound

Felonious Killing

- 0 Front head
- 0 Rear head
- 1 Side head
- 0 Neck/throat
- 0 Shoulder (upper torso) area
- 0 Front upper torso/chest
- 0 Rear upper torso/back
- 0 Front lower torso/abdomen
- 0 Rear lower torso/back
- 0 Front below waist/groin area
- 0 Rear below waist/buttocks
- 0 Arms/hands
- 0 Front legs/feet
- 0 Front legs
- 0 Rear legs
- 0 Feet
- 0 Multiple locations, unable to determine fatal wound
- 15 Fatal wound location not reported



6 Officers Confirmed Wearing Body Armor

Weapons Used by Offender

17 Felonious Killings

- 16 Officers killed with firearms
 - 7 Handguns
 - 0 Rifles
 - 0 Shotguns
 - 9 Not reported
 - 0 Unknown
- 1 Vehicles
- 0 Knives/cutting instruments
- 0 Personal weapons (hands, fists, etc.)
- 0 Blunt instrument (club, brick, etc.)



Distance from Firearm

Felonious Killings

- 0 - 5 ft: 2
- 6 - 10 ft: 4
- 11 - 20 ft: 0
- 21 - 50 ft: 0
- 51+ ft: 0
- Not reported: 9
- Unknown: 1



Clearances of Incidents

Felonious Killings

- 16 Cleared
- 1 Uncleared

94.1%

Incidents and Victims

Felonious Killings

- 17 Incidents
- 17 Victims

