

# TEMPLES AT THE CENTER OF PHI

## GOLDEN RATIO PROPORTIONS RELATED TO PAST & FUTURE TEMPLES

The purpose of this illustration is to show that Golden Ratio proportions approximate key Temple dates. Two important dates used as reference points will be the Dedication of Solomon's Temple in 962 BC and the Desecration of the Temple by Antiochus in 167 BC. The *phi* proportions will function as a factor of 'time'. It appears that the phi ratio proportions are directly associated with past historical Temple dates and perhaps the future ones to come. The established dates could project when the 3rd Temple will be either build and/or desecrated.

### Φ CALCULATIONS:

#### THE 1ST RATIO

From Solomon's Temple Dedication in 962BC to Antiochus Desecration in 167BC:  
 962BC to 167BC = 777 Years  
 = 777 (-7 years to build Temple)  
 = 770 Years x 1.6118 = 1245  
 = 777 + 1245 Years = **2022**

#### THE 2ND RATIO

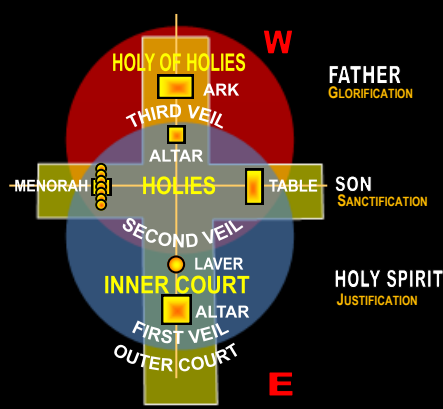
From Tabernacle of Moses to Desecration of Temple by Antiochus:  
 = (1450BC) + (167BC) = 1238  
 incorporating a factor of 777 years  
 (962BC to 167BC = 777 Years)  
 = 1238 + 777  
 + 7 years to build = **2022**

#### OTHER POSSIBLE FIGURES

Dome of Rock construction 688AD  
 = 688AD x 1.6118 = 1113 Years  
 = 1113 Years + 688AD + 167BC  
 = 1967/1968 (accounting for '0' Year)  
 From Antiochus Desecration in 167BC to Dome of Rock in 688AD = 855  
 855 Years x phi = Ratio of 1113 = **1967**  
 From Antiochus to Dome of Rock 167BC + 691AD = 858 Years  
 From Dedication of Solomon's Temple to Destruction of Herod's Temple  
 515BC + 70AD = 585 Years  
 585 Years - 585 Years

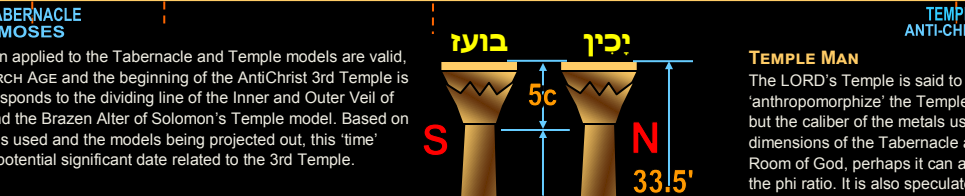
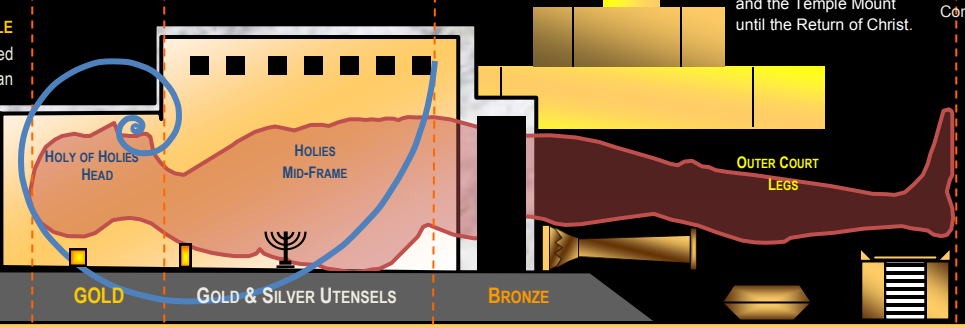
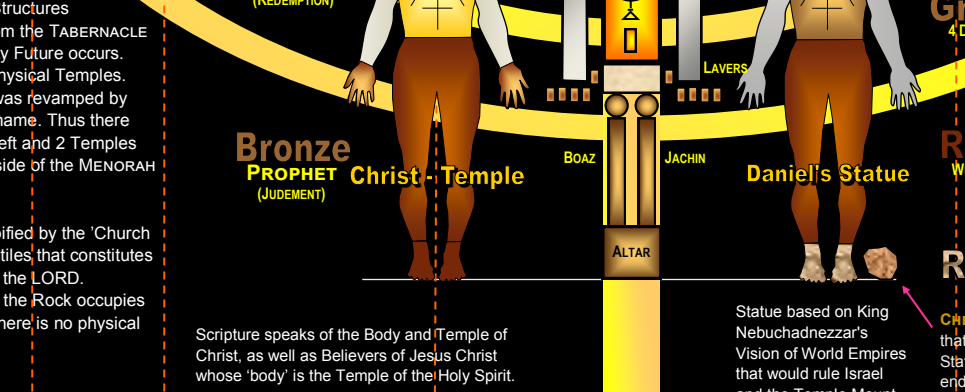

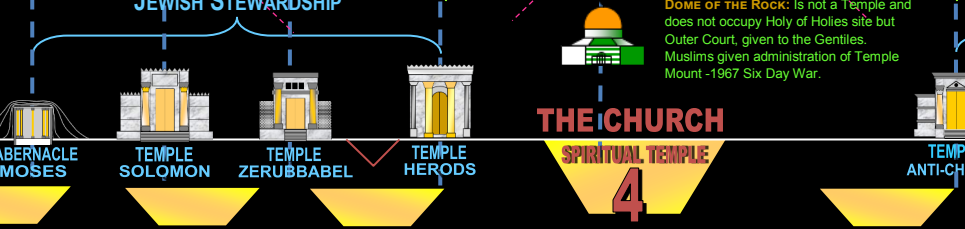
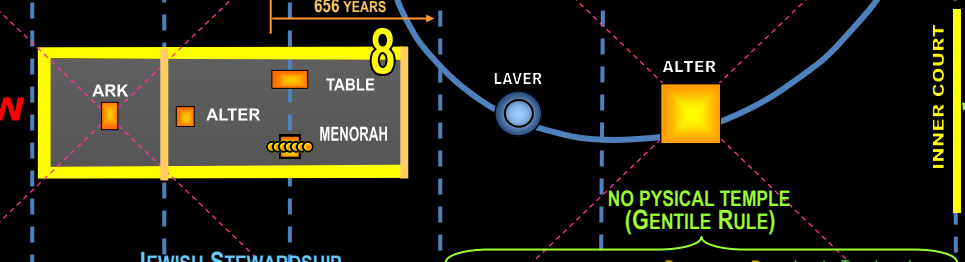
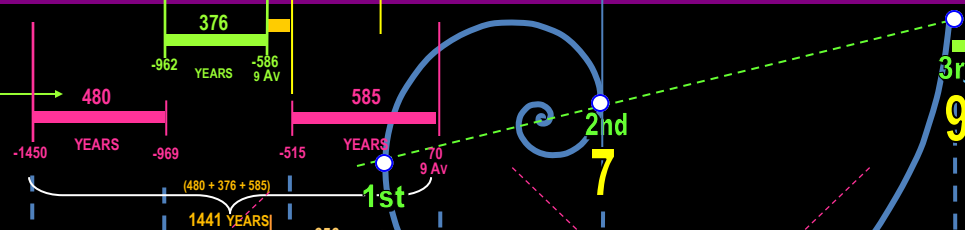
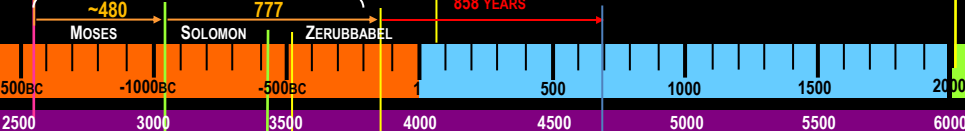
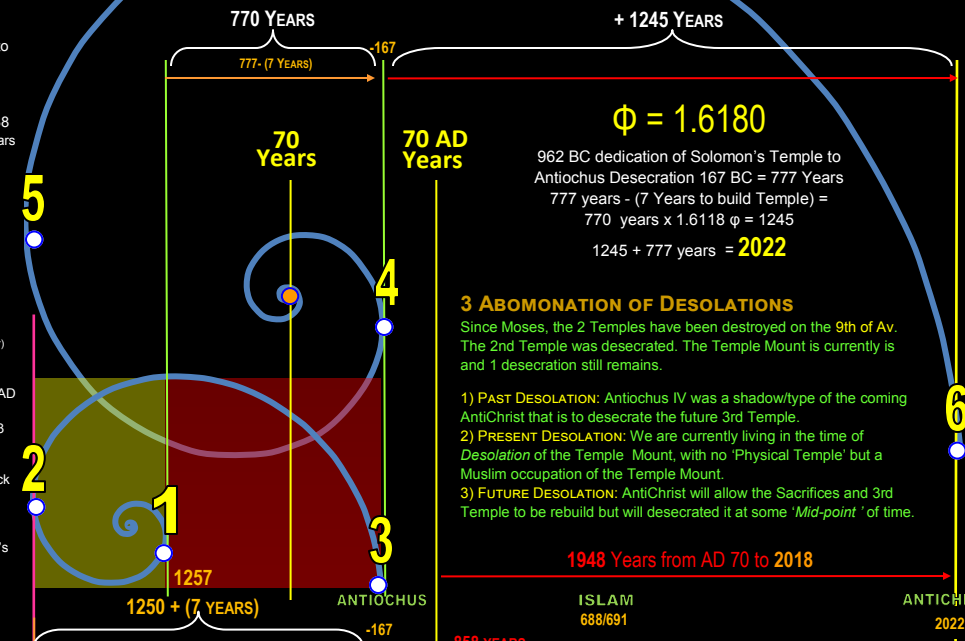
The calculations are speculative as some dates are disputed. The phi Golden Ratio proportions is transposed onto a timeline. The timeline of key historical Temple dates are projected out onto a Tabernacle of Moses model. The Tabernacle is then projected out onto a Menorah model. These models also appear to correspond to key Temple dates in the timeline. Given the phi ratio coefficient, the pattern could possibly predict the time that a certain 'date' will somehow correspond to the 3rd Temple that is to be constructed. Depending on the math/calculations and date references used, it comes out to be **2022**.

A simplistic rendition of the Temple of God is represented by 2 overlapping circles that produce 3 sections. Each section denotes the composition of the functionality of the Temple and used in all the known patterns given to Israel.



SOME OBSERVATIONS: If one incorporates the Golden Ratio as a factor of 'TIME' one ends up at the dates associated with:

- 1) the 962 BC Solomon's Temple dedication related to
- 2) the 1450 BC Tabernacle of Moses that corresponds with
- 3) the 167 BC 2nd Temple desecration by Antiochus IV
- 4) the 167 BC 2nd Temple desecration by Antiochus IV, to
- 5) the 1450 BC Tabernacle of Moses related in proportion to
- 6) the 2022? AntiChrist Temple date -yet to be desecrated
- 7) the 688 AD Dome of the Rock beginning construction with
- 8) the 167 BC desecration of the Temple by Antiochus with
- 9) the 2022 AD AntiChrist Temple date -yet to be desecrated



### METAPHORS

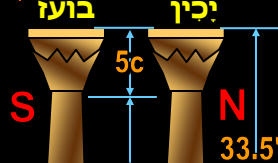
The phi ratio overlays and the Timeline dates that are projects out are only an approximation.

- 1) The TABERNACLE is linked with certain key phi ratio expressed as 'time' on the Timeline.
- 2) The Dome of the Rock as the mid-section between the Laver and Altar.
- 3) The INNER AND OUTER COURT dividing line corresponds to the 3rd Temple and Return of Christ.
- 4) The TABERNACLE is projected out and appears to correspond with the 7-Temple Menorah - linked to the cross-section of Solomon's Temple for illustration of the phi ratio.

### RETURN OF CHRIST

If the Tabernacle typology is consistent, the division between the Outer and Inner Courts would be when Christ, 'The Rock' that shatters the Statue of Daniel is to return. At that time, Jesus will destroy the ANTI-CHRIST'S Temple and Earthly domain to set up Millennial Rule. He will build EZEKIEL'S TEMPLE at this time.

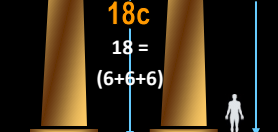
IF the golden ratio pattern applied to the Tabernacle and Temple models are valid, then the end of the CHURCH AGE and the beginning of the AntiChrist 3rd Temple is at hand. This 'time' corresponds to the dividing line of the Inner and Outer Veil of the Tabernacle model and the Brazen Alter of Solomon's Temple model. Based on the *phi* calculations, dates used and the models being projected out, this 'time' corresponds to 2015 as potential significant date related to the 3rd Temple.



THE LORD'S Temple is said to depict the dimensions of a human man. Thus, if you 'anthropomorphize' the Temple, one not only gets the approximate phi proportions in size but the caliber of the metals used, Gold, Silver and Bronze. As Scripture states that the dimensions of the Tabernacle and Temples are a facsimile of the True Temple and Throne Room of God, perhaps it can also correlate to the dimensions expressed in 'time' by way of the phi ratio. It is also speculated that the very Cosmos is laid out in the form of a body.

© Composition & Some Graphics by  
 LUIS B. VEGA  
 vegapost@hotmail.com  
 www.PostScripts.org  
 FOR ILLUSTRATION PURPOSES ONLY

BOAZ & JACHIN  
 The 2 Pillars outside the Temple Entrance represent a "Gate".  
 1 Cubit (Hebrew) = 17.5 inches

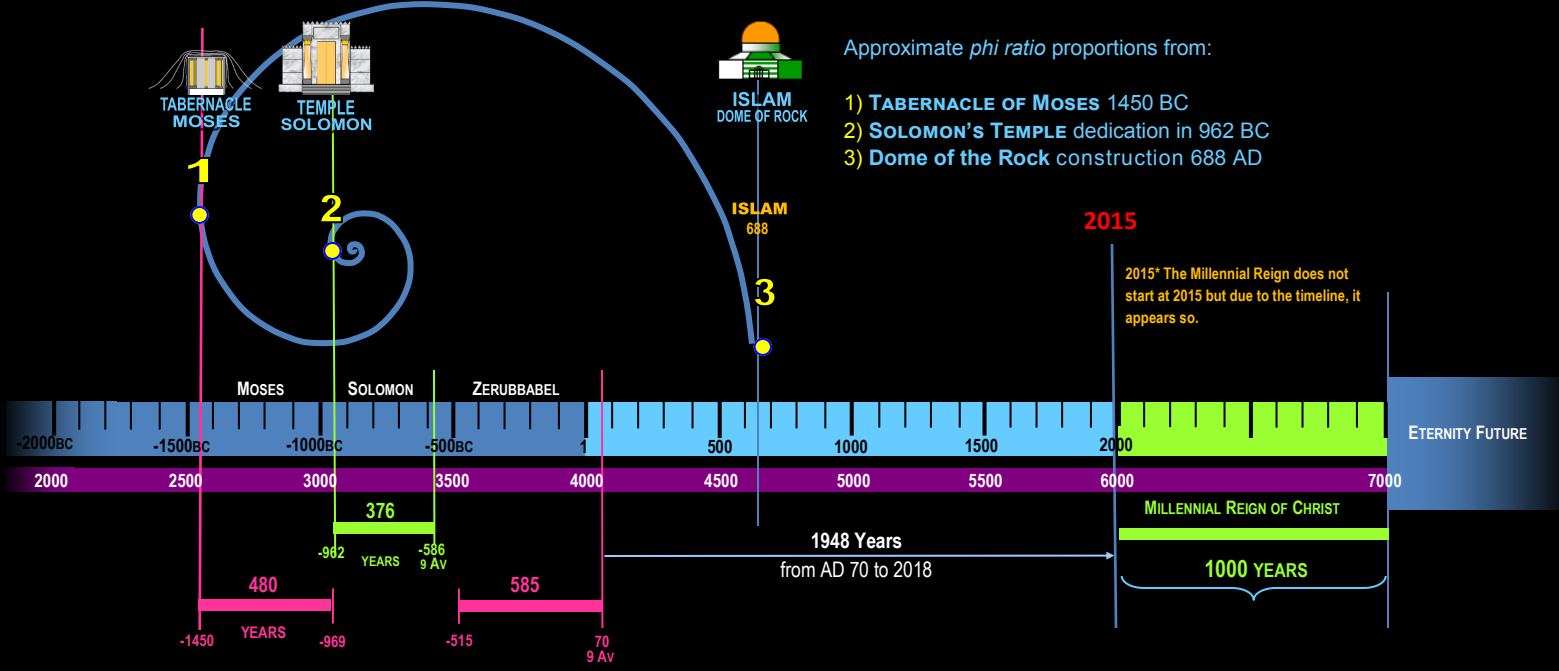
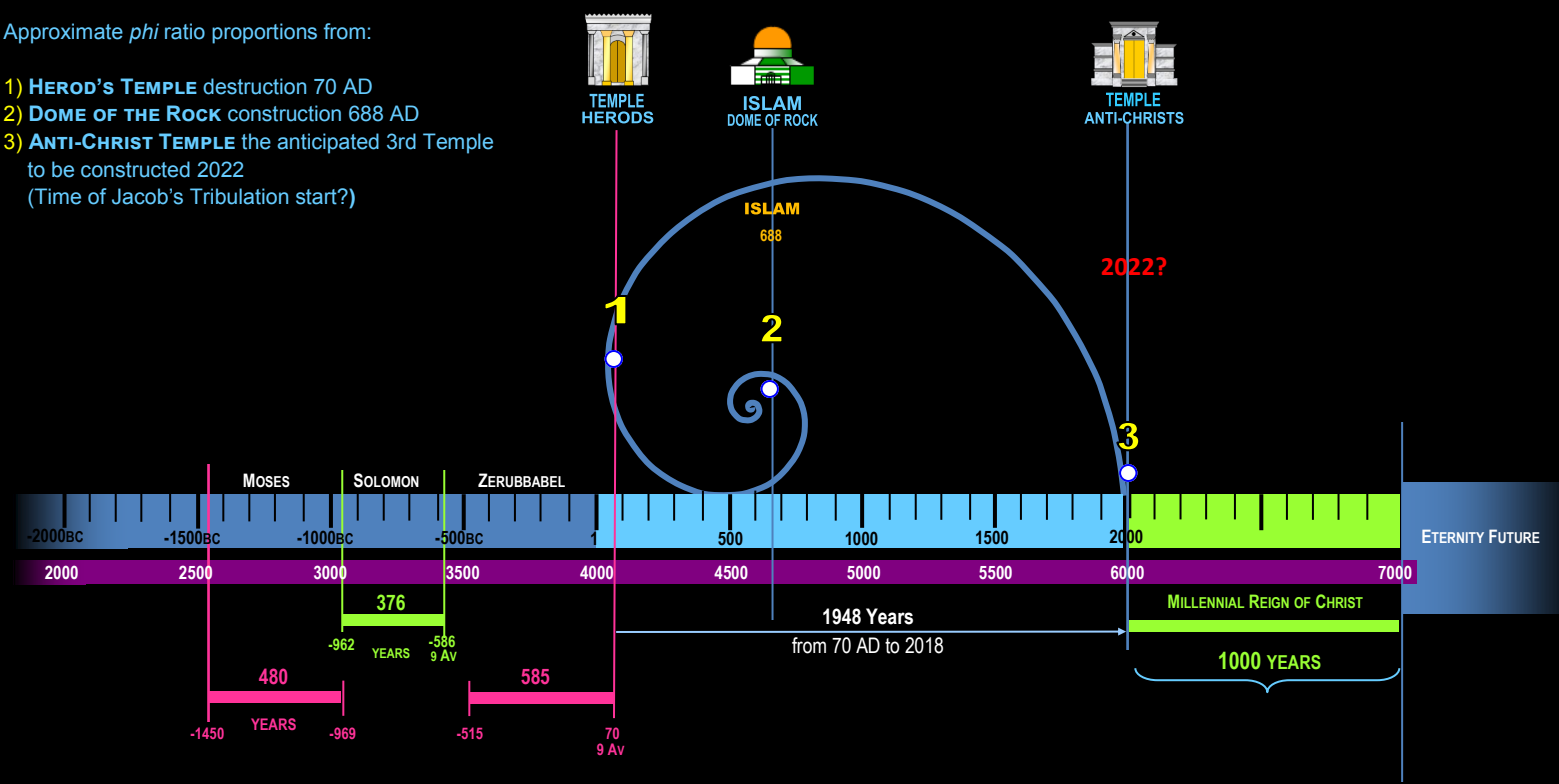
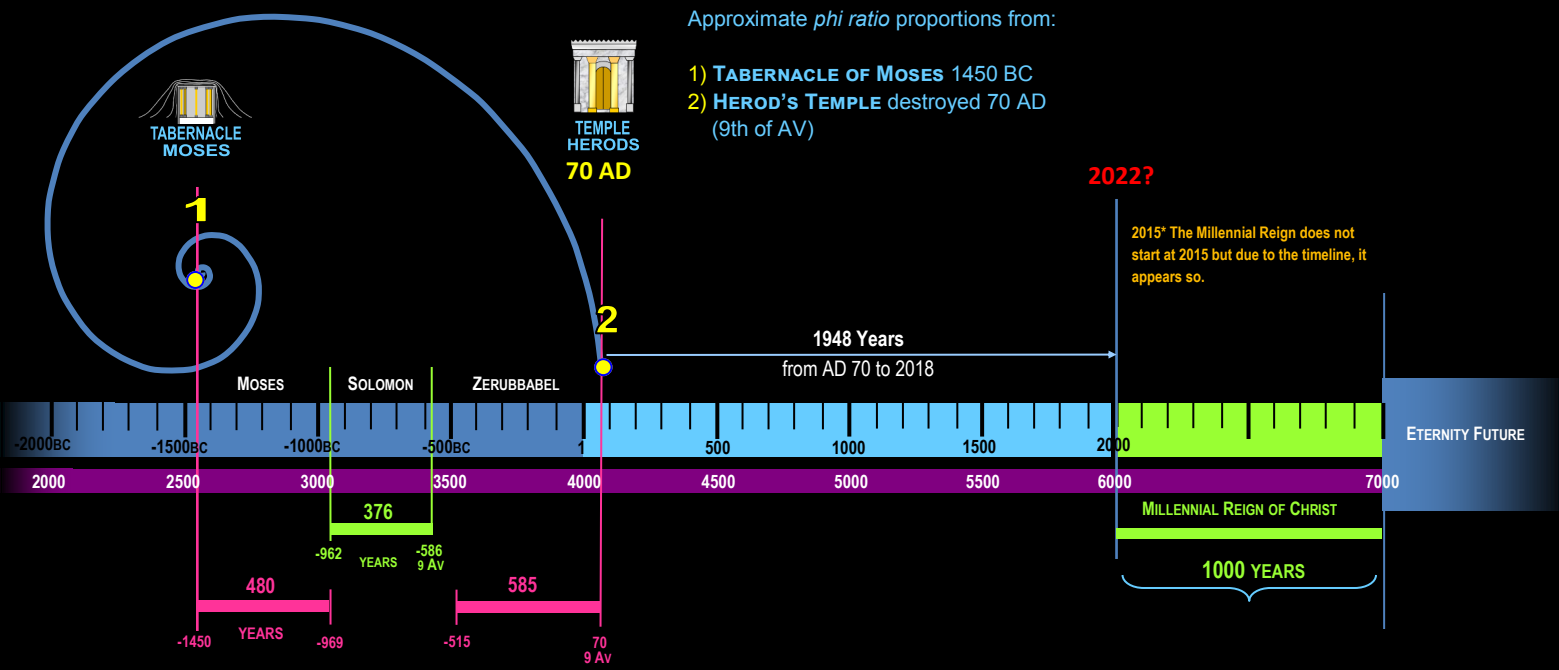
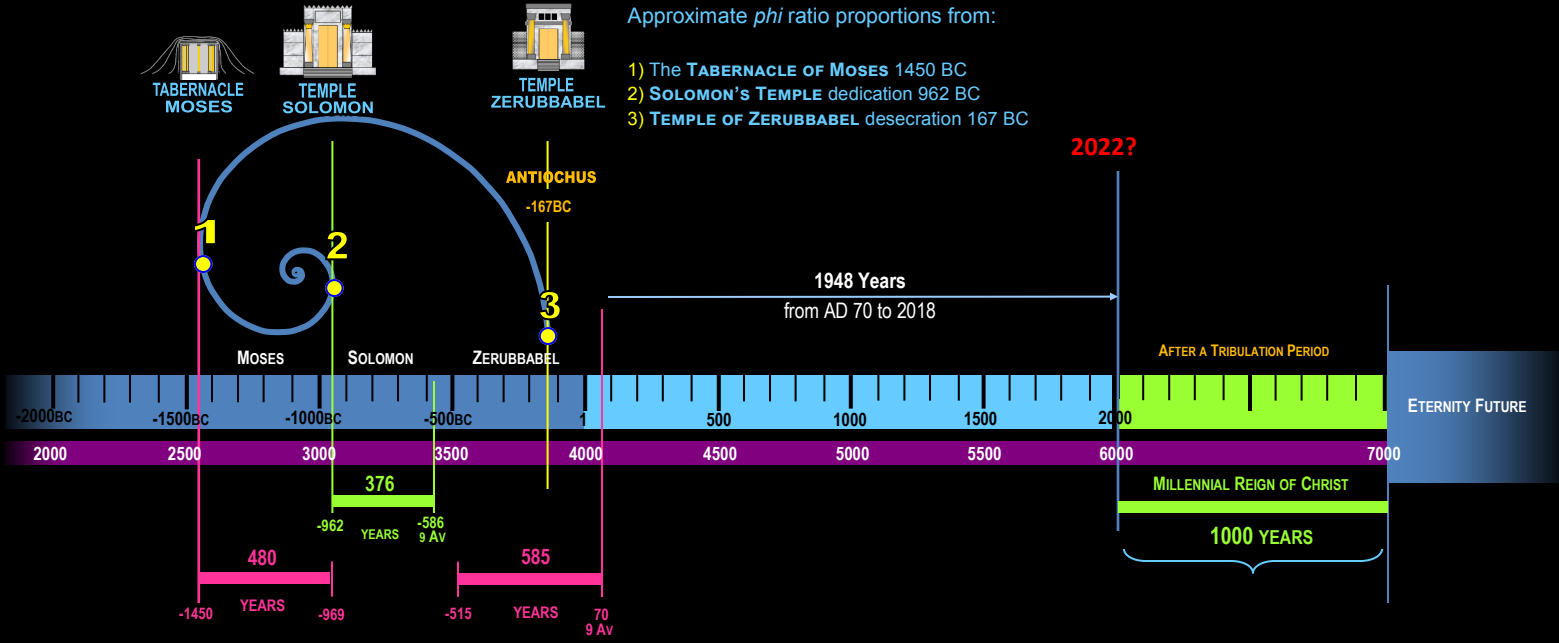


Each metal corresponds to the Office that JESUS CHRIST officiates in order. He came as a PROPHET executing judgment on Lucifer, sin and the world first. He is currently in the process of PRIEST redeeming or interceding on behalf of the Saints. Christ will yet return to Earth to establish the Throne of David as KING and be glorified. With respect to Daniel's Statue, each metal is more valuable from the top, more malleable. The metals gets harder and less valuable down to the toes.

# TEMPLES AT THE CENTER OF PHI

## GOLDEN RATIO PROPORTIONS RELATED TO PAST & FUTURE TEMPLES

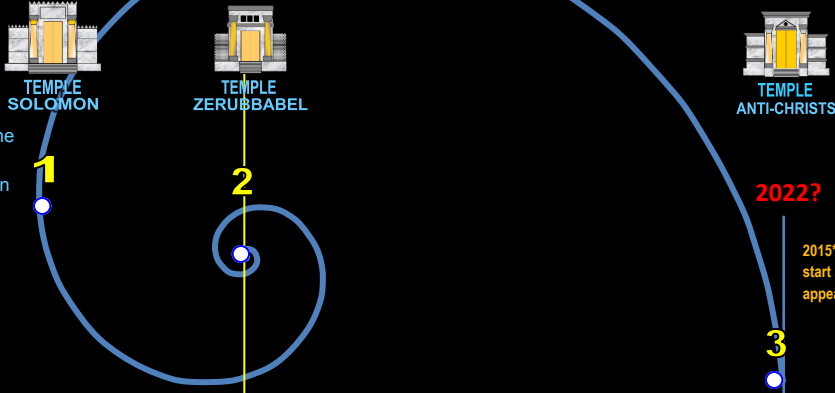
The following Timelines are an approximation of the various key dates correlations with the successive Temples in relation to the Golden Ratio proportions. The key anchor dates are: 1450BC Tabernacle of Moses, 962BC Temple of Solomon, ~515BC end of Babylonian Captivity, 167BC Antiochus desecration, 70AD destruction of Herod's Temple and 688AD when the Dome of the Rock is purported to have been erected.



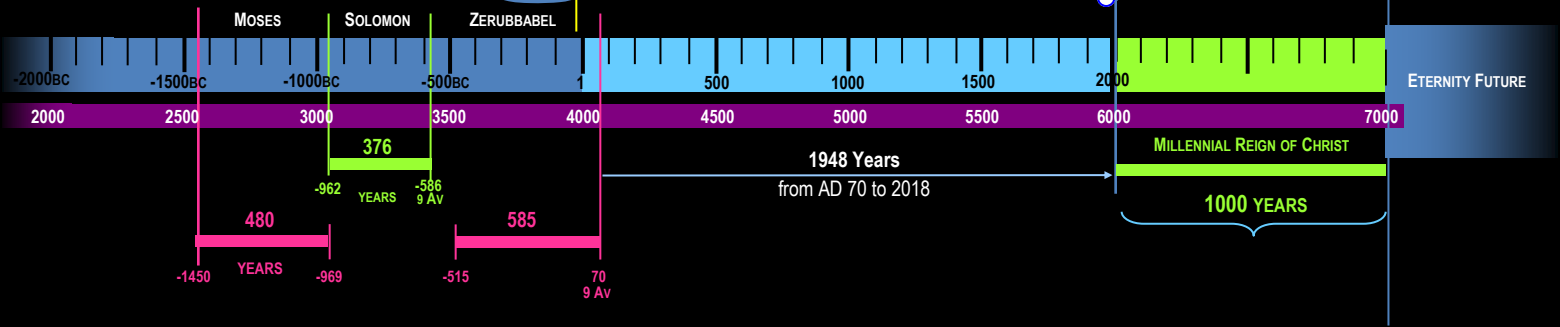
# TEMPLES AT THE CENTER OF PHI

## GOLDEN RATIO PROPORTIONS RELATED TO PAST & FUTURE TEMPLES

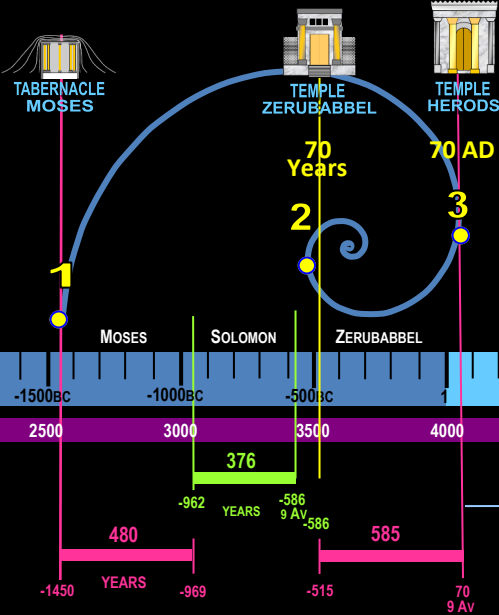
Approximate *phi* ratio proportions from:



- 1) **SOLOMON'S TEMPLE** ~774 BC half the time-span of
- 2) **ZERUBBABEL'S TEMPLE** beautification by Herod in 19 BC to
- 3) **ANTI-CHRIST TEMPLE** constructed during the time of Jacob's Tribulation (2022?)

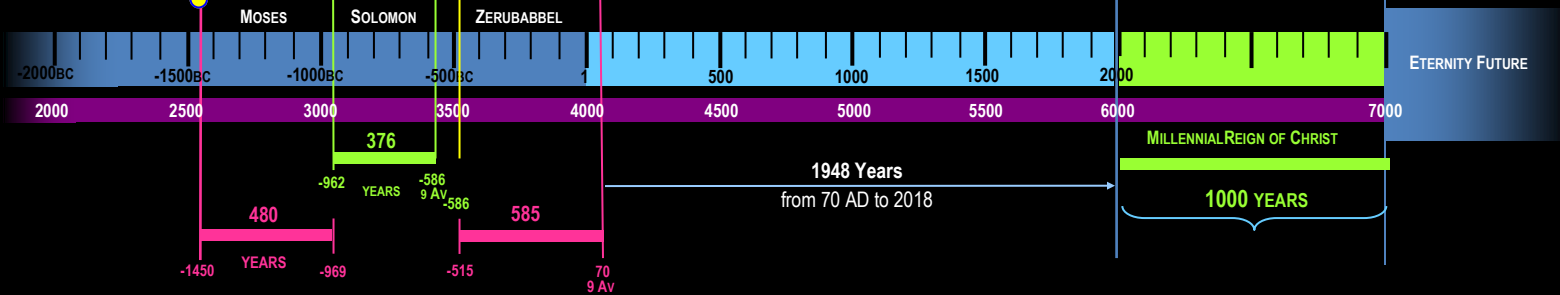


2015\* The Millennial Reign does not start at 2015 but due to the timeline, it appears so.



Approximate *phi* ratio proportions from:

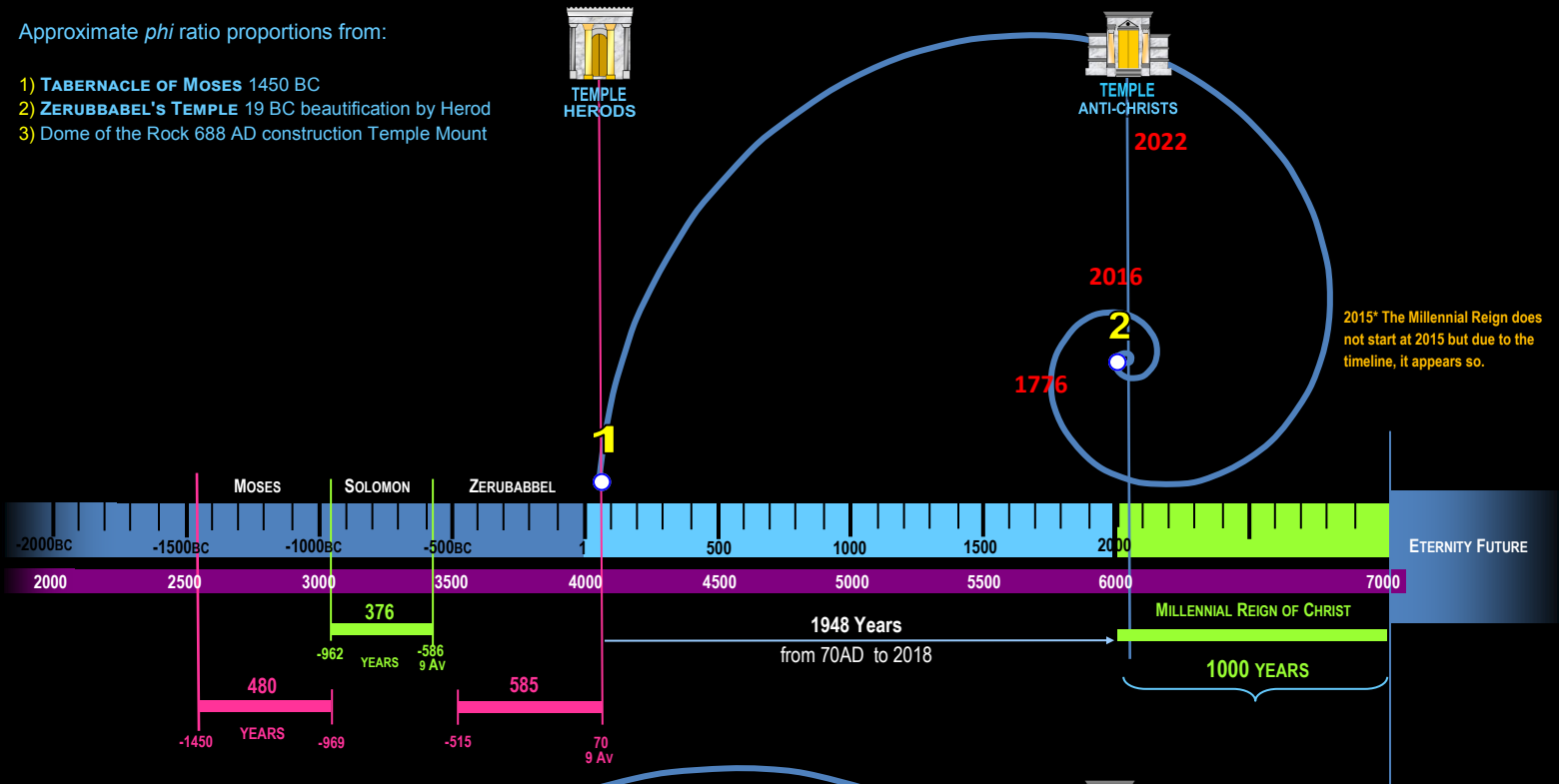
- 1) **TABERNACLE OF MOSES** 1450 BC
- 2) **ZERUBBABEL'S TEMPLE** ~551 BC middle of the 70 Year Babylonian Captivity in before the construction
- 3) **Herod's Temple** 70 AD destruction of Temple, so named at that time.



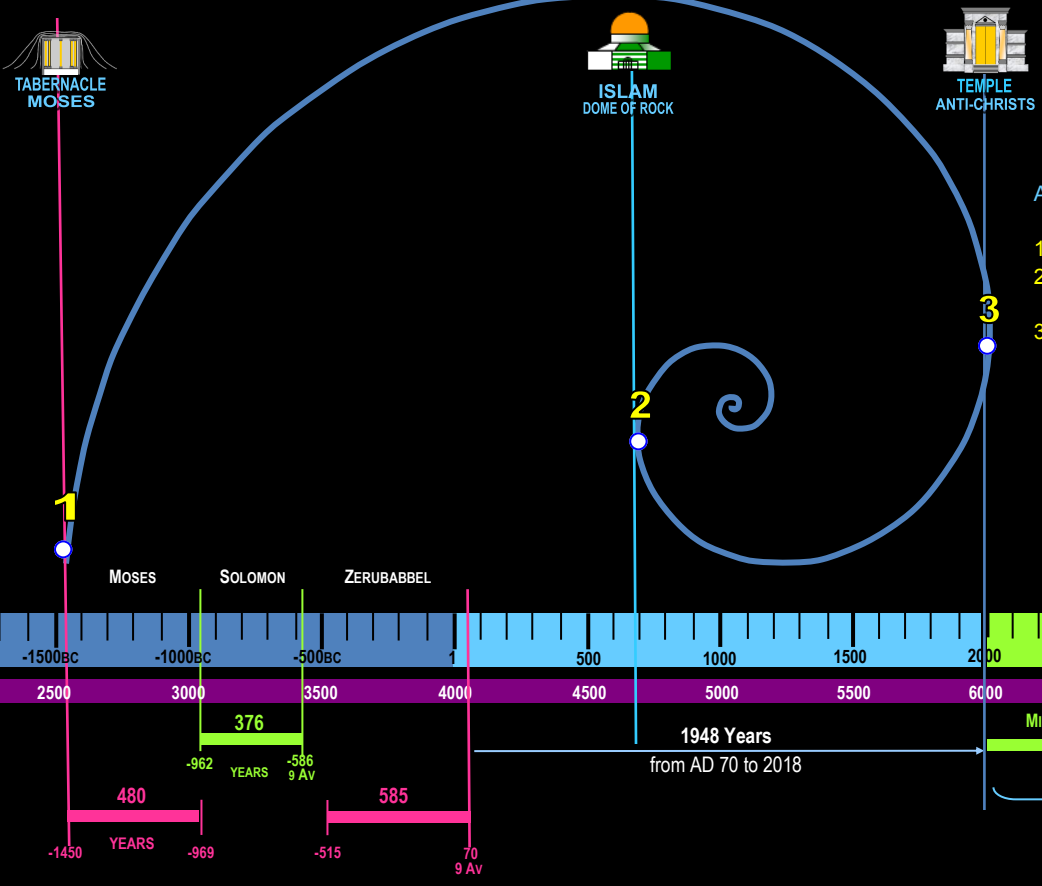
2015\* The Millennial Reign does not start at 2015 but due to the timeline, it appears so.

Approximate *phi* ratio proportions from:

- 1) **TABERNACLE OF MOSES** 1450 BC
- 2) **ZERUBBABEL'S TEMPLE** 19 BC beautification by Herod
- 3) **Dome of the Rock** 688 AD construction Temple Mount



2015\* The Millennial Reign does not start at 2015 but due to the timeline, it appears so.



Approximate *phi* ratio proportions from:

- 1) **TABERNACLE OF MOSES** 1450 BC
- 2) **Dome of the Rock** 688 AD construction (Temple Mount)
- 3) **ANTI-CHRIST TEMPLE** constructed during the time of Jacob's Tribulation (2022?)

