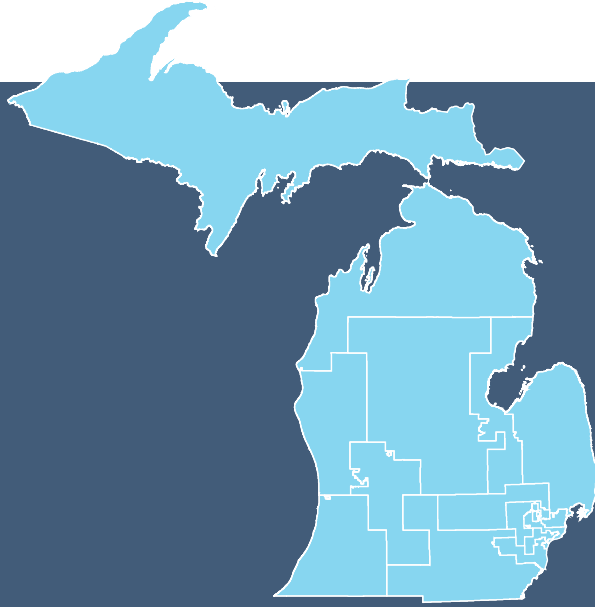


Low Income Home Energy Assistance Program (LIHEAP)

Spending by Congressional District—Statewide



LIHEAP Eligible Households

Number of Households (<50%)	284,402
Number of Households (51%–99%)	342,671
Number of Households (100%–124%)	173,784
Number of Households (125%–149%)	176,667
Total households <150% federal poverty line (FPL)	977,524

2018 Energy Assistance Programs

	Number of Households Served	Total Assistance	Average Assistance Per Household
State Emergency Relief, Michigan Department of Health and Human Services	39,880	\$27,511,903	\$690
Home Heating Credit, Michigan Department of Treasury	313,657	\$60,255,261	\$192
Michigan Energy Assistance Program, Michigan Agency for Energy and grantees ^	94,445	\$76,527,388	\$810
Total	447,982	\$164,294,552	\$367

^ The Michigan Energy Assistance Program is funded through a combination of LIHEAP and state funds.

District at a Glance

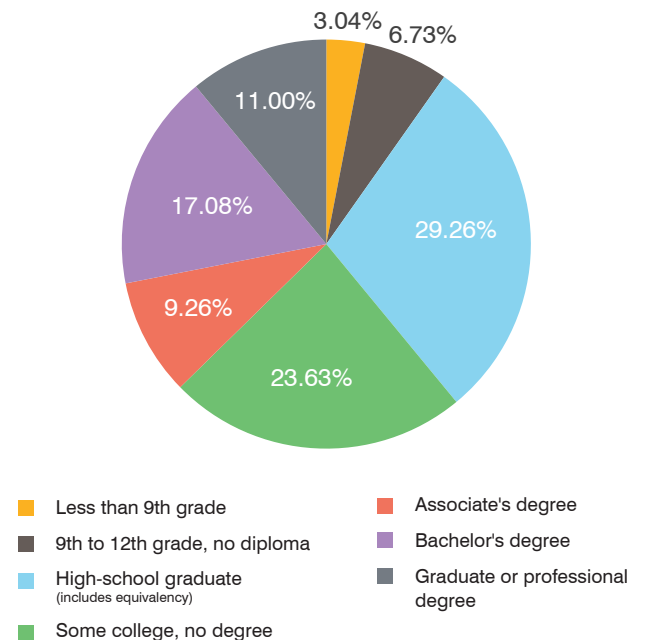
Population Characteristics

Total Population	9,925,568
Population under five years old	5.8%
Population 65 years and older	15.9%
Population of veterans	5.9%
Total households	3,888,646
Average household size	2.49
Median household income	\$52,668
Percent of population below poverty level	15.6%
Children under 18 at or below FPL	21.7%
Pop 60 years and older at or below FPL	8.8%
Population with no health insurance coverage	7.2%

Demographics

White	78.7%
Black or African American	13.8%
American Indian and Alaska Native	0.5%
Asian	2.9%
Native Hawaiian and other Pacific Islander	0.0%
Some other race	1.2%
Two or more races	2.8%

Educational Attainment



PUBLIC SECTOR CONSULTANTS



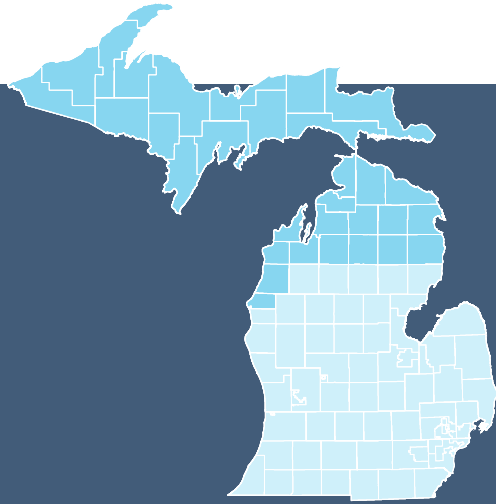
COALITION to keep MICHIGAN WARM

SOURCES

- Fisher, Sheehan, and Colton. April 2018. "Current Year Affordability Gap Data." *Fisher, Sheehan, and Colton*. Accessed February 11, 2019. http://www.homeenergyaffordabilitygap.com/03a_affordabilityData.html
- Michigan Agency for Energy. n.d. *Michigan Energy Assistance Program: Report to the Legislature—Fiscal Year 2018*. Lansing: Michigan Agency for Energy. Accessed February 11, 2019.
- Michigan Department of Health and Human Services. n.d. *State Emergency Relief (SER) Energy: Federal and Stated Funded Annual Information, Fiscal Year 2018*. Lansing: Michigan Department of Health and Human Services. Accessed February 7, 2019.
- Michigan Department of Treasury Office of Revenue and Tax Analysis. n.d. "Distribution of Home Heating Credits, 2017: County Summary, by Approximate Congressional District." *Michigan Department of Treasury Office of Revenue and Tax Analysis*. Accessed February 19, 2019.
- U.S. Census Bureau. December 6, 2018. "2013–2017 American Community Survey 5-year Estimates." *American Community Survey*. Accessed January 31, 2019. <https://factfinder.census.gov/>

Low Income Home Energy Assistance Program (LIHEAP)

Spending by Congressional District—Michigan's 1st Congressional District



LIHEAP Eligible Households

Number of Households (<50%)	18,392
Shared with another district*	884
Number of Households (51%–99%)	24,688
Shared with another district*	1,099
Number of Households (100%–124%)	14,411
Shared with another district*	784
Number of Households (125%–149%)	15,562
Shared with another district*	840
Total households <150% federal poverty line (FPL)	76,660

2018 Energy Assistance Programs	Number of Households Served	Total Assistance	Average Assistance Per Household
State Emergency Relief	3,922	\$3,055,270	\$779
Shared with another district*	215	\$180,489	\$839
Home Heating Credit	23,082	\$4,335,332	\$188
Shared with another district*	1,020	\$198,227	\$194
Michigan Energy Assistance Program ^	9,596	\$7,875,117	\$821
Shared with another district*	277	\$195,866	\$707
Total	38,112	\$15,840,301	\$416

* Energy Assistance Program data were provided at the county level. When a county is shared by two or more congressional districts, assistance data is reported as shared for both districts.
 ^ The Michigan Energy Assistance Program is funded through a combination of LIHEAP and state funds.

District at a Glance

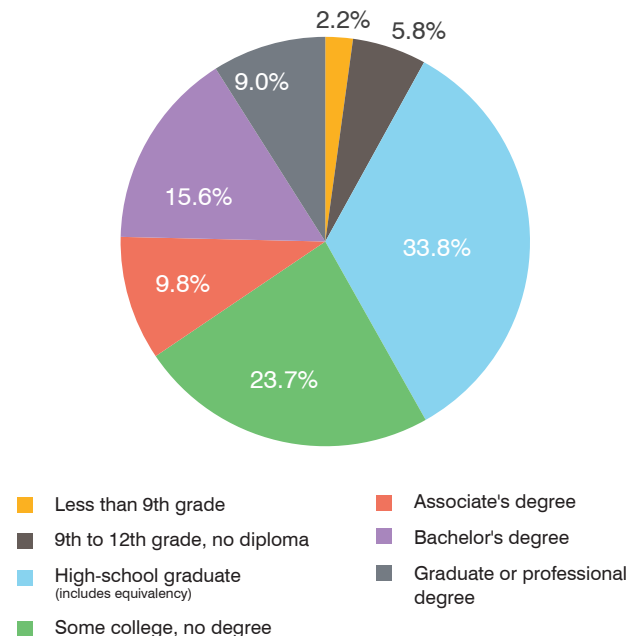
Population Characteristics

Total Population	700,228
Population under five years old	4.6%
Population 65 years and older	21.6%
Population of veterans	8.9%
Total households	290,671
Average household size	2.32
Median household income	\$46,722
Percent of population below poverty level	14.4%
Children under 18 at or below FPL	18.9%
Population 60 years and older at or below FPL	8.6%
Population with no health insurance coverage	7.9%

Demographics

White	92.3%
Black or African American	1.6%
American Indian and Alaska Native	2.4%
Asian	0.7%
Native Hawaiian and other Pacific Islander	0.0%
Some other race	0.3%
Two or more races	2.8%

Educational Attainment



PUBLIC SECTOR CONSULTANTS



COALITION to keep MICHIGAN WARM

SOURCES

- Fisher, Sheehan, and Colton. April 2018. "Current Year Affordability Gap Data." *Fisher, Sheehan, and Colton*. Accessed February 11, 2019. http://www.homeenergyaffordabilitygap.com/03a_affordabilityData.html
- Michigan Agency for Energy. n.d. *Michigan Energy Assistance Program: Report to the Legislature—Fiscal Year 2018*. Lansing: Michigan Agency for Energy. Accessed February 11, 2019.
- Michigan Department of Health and Human Services. n.d. *State Emergency Relief (SER) Energy: Federal and Stated Funded Annual Information, Fiscal Year 2018*. Lansing: Michigan Department of Health and Human Services. Accessed February 7, 2019.
- Michigan Department of Treasury Office of Revenue and Tax Analysis. n.d. "Distribution of Home Heating Credits, 2017: County Summary, by Approximate Congressional District." *Michigan Department of Treasury Office of Revenue and Tax Analysis*. Accessed February 19, 2019.
- U.S. Census Bureau. December 6, 2018. "2013–2017 American Community Survey 5-year Estimates." *American Community Survey*. Accessed January 31, 2019. <https://factfinder.census.gov/>

Low Income Home Energy Assistance Program (LIHEAP)

Spending by Congressional District—Michigan's 2nd Congressional District



LIHEAP Eligible Households

Number of households (<50%)	12,694
Shared with another district*	15,975
Number of households (51%–99%)	16,238
Shared with another district*	20,876
Number of households (100%–124%)	8,641
Shared with another district*	10,765
Number of households (125%–149%)	9,571
Shared with another district*	11,888
Total households <150% federal poverty line (FPL)	106,648

2018 Energy Assistance Programs	Number of Households Served	Total Assistance	Average Assistance Per Household
State Emergency Relief	3,059	\$2,197,849	\$718
Shared with another district*	2,412	\$1,371,343	\$569
Home Heating Credit	13,802	\$2,549,761	\$185
Shared with another district*	17,366	\$2,858,873	\$165
Michigan Energy Assistance Program ^	5,606	\$4,063,510	\$725
Shared with another district*	3,883	\$2,972,785	\$766
Total	46,128	\$16,014,122	\$347

* Energy Assistance Program data were provided at the county level. When a county is shared by two or more congressional districts, assistance data is reported as shared for both districts.
 ^ The Michigan Energy Assistance Program is funded through a combination of LIHEAP and state funds.

District at a Glance

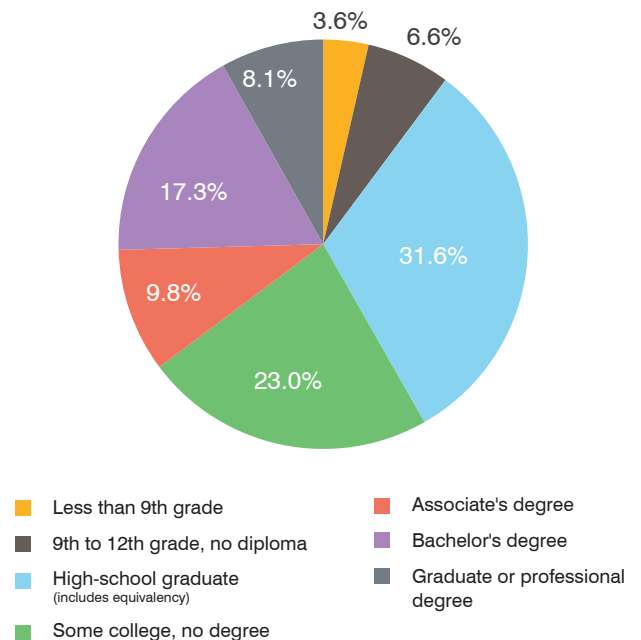
Population Characteristics

Total Population	729,695
Population under five years old	6.4%
Population 65 years and older	14.7%
Population of veterans	5.8%
Total households	273,078
Average household size	2.6
Median household income	\$52,919
Percent of population below poverty level	13.8%
Children under 18 at or below FPL	18.3%
Population 60 years and older at or below FPL	7.8%
Population with no health insurance coverage	6.5%

Demographics

White	85.0%
Black or African American	6.3%
American Indian and Alaska Native	0.5%
Asian	2.3%
Native Hawaiian and other Pacific Islander	0.0%
Some other race	2.6%
Two or more races	3.3%

Educational Attainment

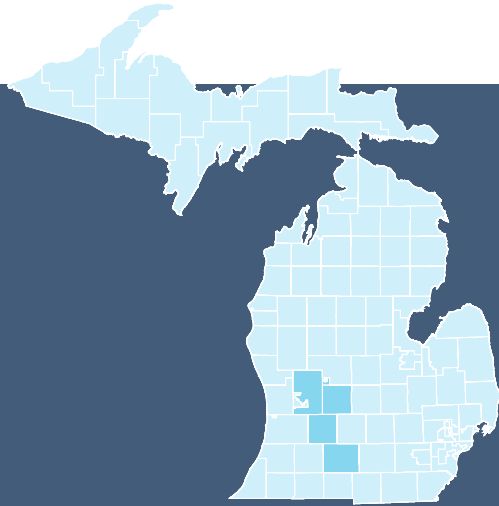


SOURCES

- Fisher, Sheehan, and Colton. April 2018. "Current Year Affordability Gap Data." *Fisher, Sheehan, and Colton*. Accessed February 11, 2019. http://www.homeenergyaffordabilitygap.com/03a_affordabilityData.html
- Michigan Agency for Energy. n.d. *Michigan Energy Assistance Program: Report to the Legislature—Fiscal Year 2018*. Lansing: Michigan Agency for Energy. Accessed February 11, 2019.
- Michigan Department of Health and Human Services. n.d. *State Emergency Relief (SER) Energy: Federal and Stated Funded Annual Information, Fiscal Year 2018*. Lansing: Michigan Department of Health and Human Services. Accessed February 7, 2019.
- Michigan Department of Treasury Office of Revenue and Tax Analysis. n.d. "Distribution of Home Heating Credits, 2017: County Summary, by Approximate Congressional District." *Michigan Department of Treasury Office of Revenue and Tax Analysis*. Accessed February 19, 2019.
- U.S. Census Bureau. December 6, 2018. "2013–2017 American Community Survey 5-year Estimates." *American Community Survey*. Accessed January 31, 2019. <https://factfinder.census.gov/>

Low Income Home Energy Assistance Program (LIHEAP)

Spending by Congressional District—Michigan's 3rd Congressional District



LIHEAP Eligible Households

Number of households (<50%)	5,679
Shared with another district*	16,878
Number of households (51%–99%)	8,680
Shared with another district*	21,993
Number of households (100%–124%)	5,203
Shared with another district*	11,361
Number of households (125%–149%)	5,197
Shared with another district*	12,319
Total households <150% federal poverty line (FPL)	87,310

2018 Energy Assistance Programs

	Number of Households Served	Total Assistance	Average Assistance Per Household
State Emergency Relief	1,281	\$756,798	\$591
Shared with another district*	2,670	\$1,564,200	\$586
Home Heating Credit	7,275	\$1,384,148	\$190
Shared with another district*	18,632	\$3,141,490	\$169
Michigan Energy Assistance Program ^	3,328	\$2,408,733	\$724
Shared with another district*	4,050	\$3,135,678	\$774
Total	37,236	\$12,391,046	\$333

* Energy Assistance Program data were provided at the county level. When a county is shared by two or more congressional districts, assistance data is reported as shared for both districts.
 ^ The Michigan Energy Assistance Program is funded through a combination of LIHEAP and state funds.

District at a Glance

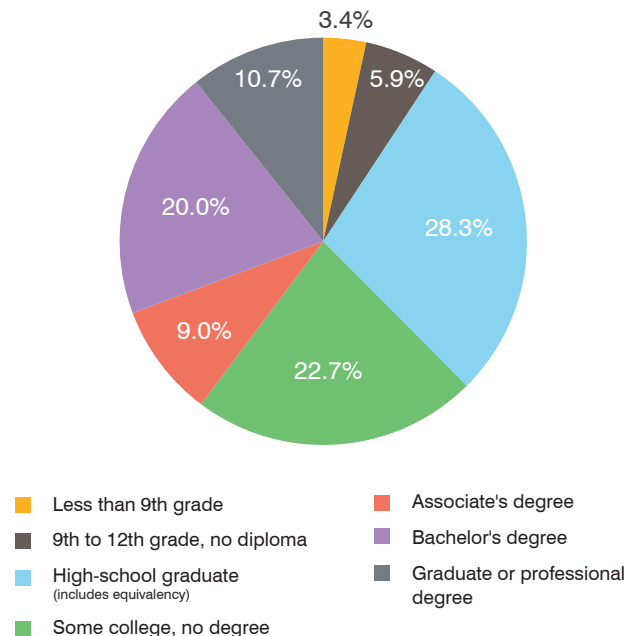
Population Characteristics

Total Population	731,521
Population under five years old	6.5%
Population 65 years and older	13.9%
Population of veterans	5.6%
Total households	273,496
Average household size	2.61
Median household income	\$56,063
Percent of population below poverty level	13.8%
Children under 18 at or below FPL	18.6%
Population 60 years and older at or below FPL	8.1%
Population with no health insurance coverage	6.7%

Demographics

White	84.1%
Black or African American	8.7%
American Indian and Alaska Native	0.4%
Asian	1.9%
Native Hawaiian and other Pacific Islander	0.0%
Some other race	1.8%
Two or more races	3.1%

Educational Attainment



PUBLIC SECTOR
CONSULTANTS



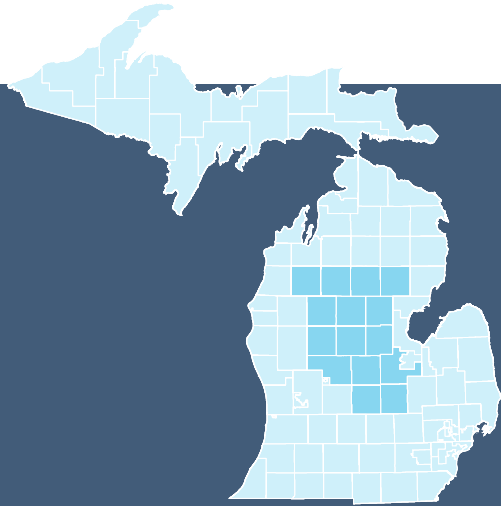
COALITION
to keep
MICHIGAN WARM

SOURCES

- Fisher, Sheehan, and Colton. April 2018. "Current Year Affordability Gap Data." *Fisher, Sheehan, and Colton*. Accessed February 11, 2019. http://www.homeenergyaffordabilitygap.com/03a_affordabilityData.html
- Michigan Agency for Energy. n.d. *Michigan Energy Assistance Program: Report to the Legislature—Fiscal Year 2018*. Lansing: Michigan Agency for Energy. Accessed February 11, 2019.
- Michigan Department of Health and Human Services. n.d. *State Emergency Relief (SER) Energy: Federal and Stated Funded Annual Information, Fiscal Year 2018*. Lansing: Michigan Department of Health and Human Services. Accessed February 7, 2019.
- Michigan Department of Treasury Office of Revenue and Tax Analysis. n.d. "Distribution of Home Heating Credits, 2017: County Summary, by Approximate Congressional District." *Michigan Department of Treasury Office of Revenue and Tax Analysis*. Accessed February 19, 2019.
- U.S. Census Bureau. December 6, 2018. "2013–2017 American Community Survey 5-year Estimates." *American Community Survey*. Accessed January 31, 2019. <https://factfinder.census.gov/>

Low Income Home Energy Assistance Program (LIHEAP)

Spending by Congressional District—Michigan's 4th Congressional District



LIHEAP Eligible Households

Number of households (<50%)	18,057
Shared with another district*	8,062
Number of households (51%–99%)	21,391
Shared with another district*	9,906
Number of households (100%–124%)	10,818
Shared with another district*	5,654
Number of households (125%–149%)	10,927
Shared with another district*	5,987
Total households <150% federal poverty line (FPL)	90,802

2018 Energy Assistance Programs	Number of Households Served	Total Assistance	Average Assistance Per Household
State Emergency Relief	3,886	\$3,049,633	\$785
Shared with another district*	2,110	\$1,409,535	\$668
Home Heating Credit	17,644	\$3,572,742	\$202
Shared with another district*	10,403	\$2,143,125	\$206
Michigan Energy Assistance Program ^	5,847	\$4,365,888	\$747
Shared with another district*	4,684	\$3,619,106	\$773
Total	44,574	\$18,160,027	\$407

* Energy Assistance Program data were provided at the county level. When a county is shared by two or more congressional districts, assistance data is reported as shared for both districts.
 ^ The Michigan Energy Assistance Program is funded through a combination of LIHEAP and state funds.

District at a Glance

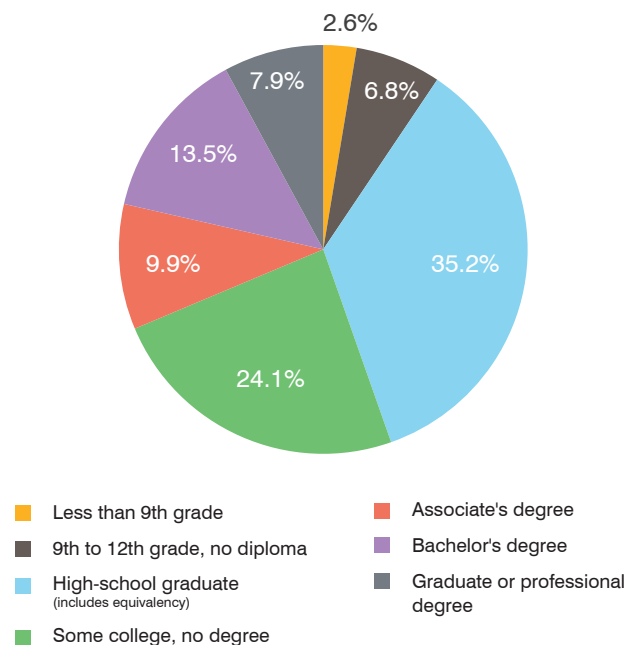
Population Characteristics

Total Population	700,749
Population under five years old	5.2%
Population 65 years and older	17.8%
Population of veterans	6.8%
Total households	273,181
Average household size	2.46
Median household income	\$47,910
Percent of population below poverty level	16.3%
Children under 18 at or below FPL	20.4%
Population 60 years and older at or below FPL	8.3%
Population with no health insurance coverage	7.5%

Demographics

White	94.0%
Black or African American	1.8%
American Indian and Alaska Native	0.7%
Asian	1.0%
Native Hawaiian and other Pacific Islander	0.0%
Some other race	0.3%
Two or more races	2.1%

Educational Attainment



PUBLIC SECTOR CONSULTANTS



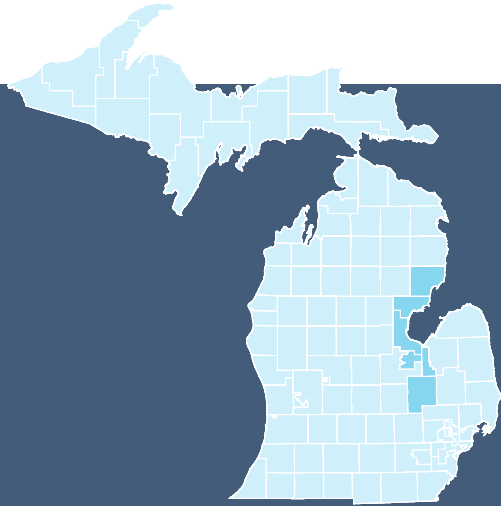
COALITION to keep MICHIGAN WARM

SOURCES

- Fisher, Sheehan, and Colton. April 2018. "Current Year Affordability Gap Data." *Fisher, Sheehan, and Colton*. Accessed February 11, 2019. http://www.homeenergyaffordabilitygap.com/03a_affordabilityData.html
- Michigan Agency for Energy. n.d. *Michigan Energy Assistance Program: Report to the Legislature—Fiscal Year 2018*. Lansing: Michigan Agency for Energy. Accessed February 11, 2019.
- Michigan Department of Health and Human Services. n.d. *State Emergency Relief (SER) Energy: Federal and Stated Funded Annual Information, Fiscal Year 2018*. Lansing: Michigan Department of Health and Human Services. Accessed February 7, 2019.
- Michigan Department of Treasury Office of Revenue and Tax Analysis. n.d. "Distribution of Home Heating Credits, 2017: County Summary, by Approximate Congressional District." *Michigan Department of Treasury Office of Revenue and Tax Analysis*. Accessed February 19, 2019.
- U.S. Census Bureau. December 6, 2018. "2013–2017 American Community Survey 5-year Estimates." *American Community Survey*. Accessed January 31, 2019. <https://factfinder.census.gov/>

Low Income Home Energy Assistance Program (LIHEAP)

Spending by Congressional District—Michigan's 5th Congressional District



LIHEAP Eligible Households

Number of households (<50%)	20,357
Shared with another district*	7,702
Number of households (51%–99%)	24,540
Shared with another district*	9,649
Number of households (100%–124%)	12,353
Shared with another district*	5,484
Number of households (125%–149%)	10,970
Shared with another district*	5,819
Total households <150% federal poverty line (FPL)	96,874

2018 Energy Assistance Programs

	Number of Households Served	Total Assistance	Average Assistance Per Household
State Emergency Relief	5,306	\$3,480,561	\$656
Shared with another district*	2,024	\$1,347,726	\$666
Home Heating Credit	22,949	\$4,516,239	\$197
Shared with another district*	9,869	\$2,022,725	\$205
Michigan Energy Assistance Program ^	6,884	\$6,037,123	\$877
Shared with another district*	4,461	\$3,435,309	\$770
Total	51,493	\$20,839,684	\$405

* Energy Assistance Program data were provided at the county level. When a county is shared by two or more congressional districts, assistance data is reported as shared for both districts.
 ^ The Michigan Energy Assistance Program is funded through a combination of LIHEAP and state funds.

District at a Glance

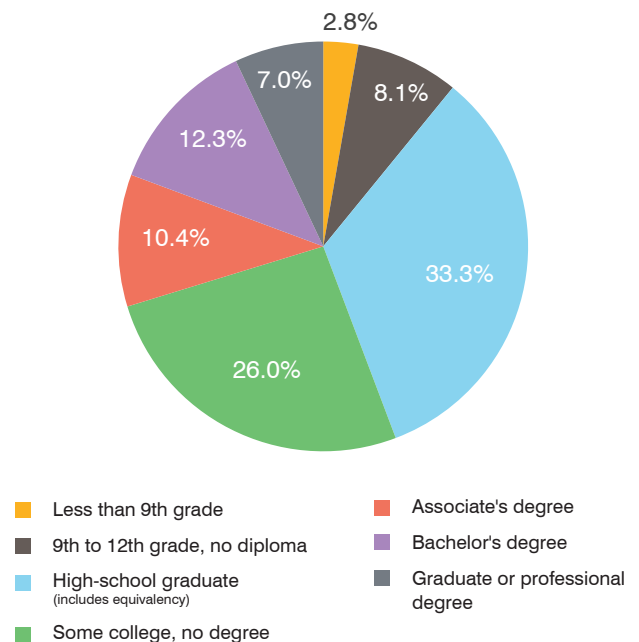
Population Characteristics

Total Population	682,884
Population under five years old	5.8%
Population 65 years and older	17.3%
Population of veterans	6.6%
Total households	281,643
Average household size	2.39
Median household income	\$43,583
Percent of population below poverty level	19.9%
Children under 18 at or below FPL	29.7%
Population 60 years and older at or below FPL	9.7%
Population with no health insurance coverage	6.9%

Demographics

White	77.4%
Black or African American	17.3%
American Indian and Alaska Native	0.4%
Asian	0.9%
Native Hawaiian and other Pacific Islander	0.0%
Some other race	0.8%
Two or more races	3.1%

Educational Attainment

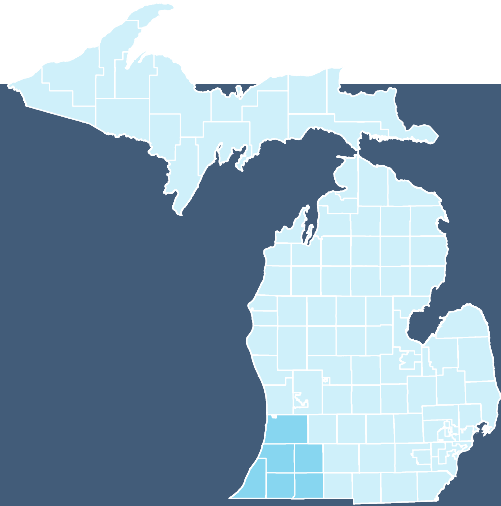


SOURCES

- Fisher, Sheehan, and Colton. April 2018. "Current Year Affordability Gap Data." *Fisher, Sheehan, and Colton*. Accessed February 11, 2019. http://www.homeenergyaffordabilitygap.com/03a_affordabilityData.html
- Michigan Agency for Energy. n.d. *Michigan Energy Assistance Program: Report to the Legislature—Fiscal Year 2018*. Lansing: Michigan Agency for Energy. Accessed February 11, 2019.
- Michigan Department of Health and Human Services. n.d. *State Emergency Relief (SER) Energy: Federal and Stated Funded Annual Information, Fiscal Year 2018*. Lansing: Michigan Department of Health and Human Services. Accessed February 7, 2019.
- Michigan Department of Treasury Office of Revenue and Tax Analysis. n.d. "Distribution of Home Heating Credits, 2017: County Summary, by Approximate Congressional District." *Michigan Department of Treasury Office of Revenue and Tax Analysis*. Accessed February 19, 2019.
- U.S. Census Bureau. December 6, 2018. "2013–2017 American Community Survey 5-year Estimates." *American Community Survey*. Accessed January 31, 2019. <https://factfinder.census.gov/>

Low Income Home Energy Assistance Program (LIHEAP)

Spending by Congressional District—Michigan's 6th Congressional District



LIHEAP Eligible Households

Number of households (<50%)	20,537
<i>Shared with another district*</i>	
Number of households (51%–99%)	25,091
<i>Shared with another district*</i>	
Number of households (100%–124%)	13,984
<i>Shared with another district*</i>	
Number of households (125%–149%)	13,117
<i>Shared with another district*</i>	
Total households <150% federal poverty line (FPL)	72,729

2018 Energy Assistance Programs	Number of Households Served	Total Assistance	Average Assistance Per Household
State Emergency Relief	3,679	\$2,328,694	\$633
<i>Shared with another district*</i>			
Home Heating Credit	21,764	\$3,949,553	\$181
<i>Shared with another district*</i>			
Michigan Energy Assistance Program ^	6,295	\$4,425,046	\$703
<i>Shared with another district*</i>			
Total	31,738	\$10,703,294	\$337

* Energy Assistance Program data were provided at the county level. When a county is shared by two or more congressional districts, assistance data is reported as shared for both districts.
 ^ The Michigan Energy Assistance Program is funded through a combination of LIHEAP and state funds.

District at a Glance

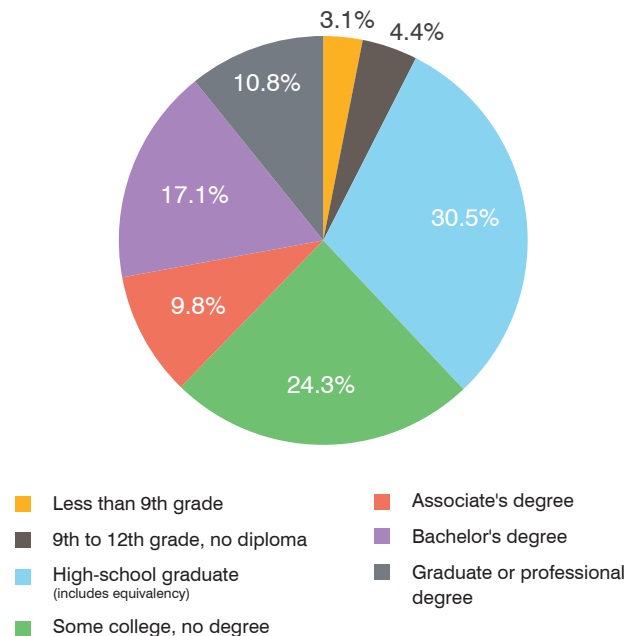
Population Characteristics

Total Population	713,718
Population under five years old	6.0%
Population 65 years and older	15.9%
Population of veterans	6.1%
Total households	280,667
Average household size	2.48
Median household income	\$51,189
Percent of population below poverty level	15.4%
Children under 18 at or below FPL	20.6%
Population 60 years and older at or below FPL	8.1%
Population with no health insurance coverage	7.7%

Demographics

White	84.7%
Black or African American	8.3%
American Indian and Alaska Native	0.4%
Asian	1.6%
Native Hawaiian and other Pacific Islander	0.0%
Some other race	1.4%
Two or more races	3.6%

Educational Attainment



PUBLIC SECTOR CONSULTANTS



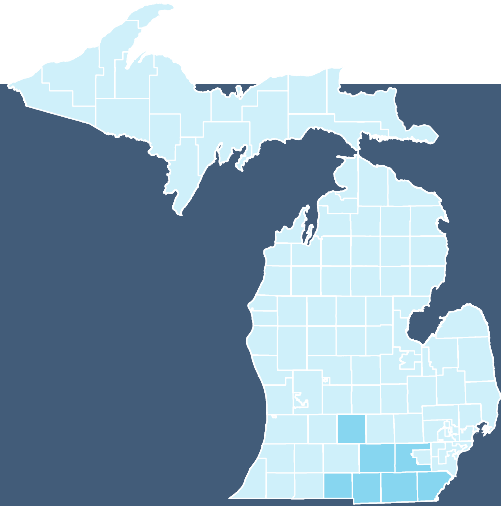
COALITION to keep MICHIGAN WARM

SOURCES

- Fisher, Sheehan, and Colton. April 2018. "Current Year Affordability Gap Data." *Fisher, Sheehan, and Colton*. Accessed February 11, 2019. http://www.homeenergyaffordabilitygap.com/03a_affordabilityData.html
- Michigan Agency for Energy. n.d. *Michigan Energy Assistance Program: Report to the Legislature—Fiscal Year 2018*. Lansing: Michigan Agency for Energy. Accessed February 11, 2019.
- Michigan Department of Health and Human Services. n.d. *State Emergency Relief (SER) Energy: Federal and Stated Funded Annual Information, Fiscal Year 2018*. Lansing: Michigan Department of Health and Human Services. Accessed February 7, 2019.
- Michigan Department of Treasury Office of Revenue and Tax Analysis. n.d. "Distribution of Home Heating Credits, 2017: County Summary, by Approximate Congressional District." *Michigan Department of Treasury Office of Revenue and Tax Analysis*. Accessed February 19, 2019.
- U.S. Census Bureau. December 6, 2018. "2013–2017 American Community Survey 5-year Estimates." *American Community Survey*. Accessed January 31, 2019. <https://factfinder.census.gov/>

Low Income Home Energy Assistance Program (LIHEAP)

Spending by Congressional District—Michigan's 7th Congressional District



LIHEAP Eligible Households

Number of households (<50%)	14,284
Shared with another district*	11,773
Number of households (51%–99%)	18,685
Shared with another district*	9,324
Number of households (100%–124%)	9,947
Shared with another district*	4,213
Number of households (125%–149%)	11,571
Shared with another district*	5,086
Total households <150% federal poverty line (FPL)	84,883

2018 Energy Assistance Programs	Number of Households Served	Total Assistance	Average Assistance Per Household
State Emergency Relief	2,305	\$1,424,458	\$618
Shared with another district*	394	\$260,223	\$660
Home Heating Credit	15,209	\$2,911,026	\$191
Shared with another district*	7,308	\$1,257,404	\$172
Michigan Energy Assistance Program ^	3,780	\$2,880,002	\$762
Shared with another district*	1,162	\$905,624	\$779
Total	30,158	\$9,638,737	\$320

* Energy Assistance Program data were provided at the county level. When a county is shared by two or more congressional districts, assistance data is reported as shared for both districts.
 ^ The Michigan Energy Assistance Program is funded through a combination of LIHEAP and state funds.

District at a Glance

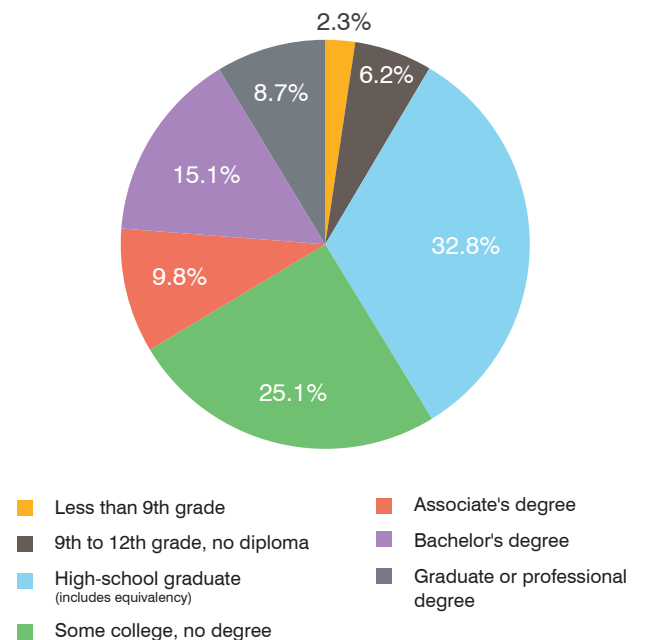
Population Characteristics

Total Population	703,759
Population under five years old	5.5%
Population 65 years and older	16.6%
Population of veterans	6.6%
Total households	272,384
Average household size	2.5
Median household income	\$56,536
Percent of population below poverty level	12.2%
Children under 18 at or below FPL	18.3%
Population 60 years and older at or below FPL	6.7%
Population with no health insurance coverage	6.5%

Demographics

White	91.2%
Black or African American	4.3%
American Indian and Alaska Native	0.4%
Asian	1.0%
Native Hawaiian and other Pacific Islander	0.0%
Some other race	0.8%
Two or more races	2.3%

Educational Attainment



PUBLIC SECTOR CONSULTANTS



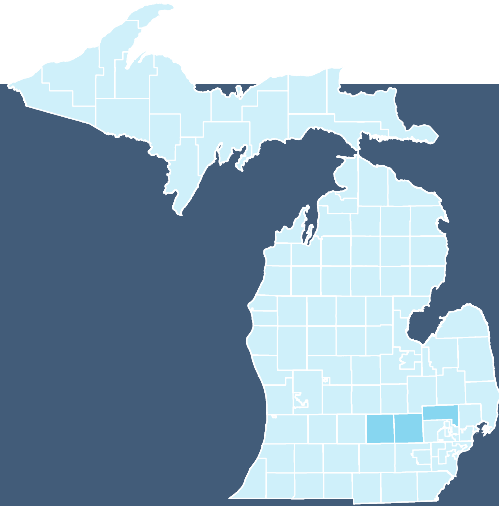
COALITION to keep MICHIGAN WARM

SOURCES

- Fisher, Sheehan, and Colton. April 2018. "Current Year Affordability Gap Data." *Fisher, Sheehan, and Colton*. Accessed February 11, 2019. http://www.homeenergyaffordabilitygap.com/03a_affordabilityData.html
- Michigan Agency for Energy. n.d. *Michigan Energy Assistance Program: Report to the Legislature—Fiscal Year 2018*. Lansing: Michigan Agency for Energy. Accessed February 11, 2019.
- Michigan Department of Health and Human Services. n.d. *State Emergency Relief (SER) Energy: Federal and Stated Funded Annual Information, Fiscal Year 2018*. Lansing: Michigan Department of Health and Human Services. Accessed February 7, 2019.
- Michigan Department of Treasury Office of Revenue and Tax Analysis. n.d. "Distribution of Home Heating Credits, 2017: County Summary, by Approximate Congressional District." *Michigan Department of Treasury Office of Revenue and Tax Analysis*. Accessed February 19, 2019.
- U.S. Census Bureau. December 6, 2018. "2013–2017 American Community Survey 5-year Estimates." *American Community Survey*. Accessed January 31, 2019. <https://factfinder.census.gov/>

Low Income Home Energy Assistance Program (LIHEAP)

Spending by Congressional District—Michigan's 8th Congressional District



LIHEAP Eligible Households

Number of households (<50%)	14,419
Shared with another district*	20,361
Number of households (51%–99%)	14,468
Shared with another district*	27,204
Number of households (100%–124%)	6,275
Shared with another district*	13,759
Number of households (125%–149%)	6,907
Shared with another district*	15,039
Total households <150% federal poverty line (FPL)	118,432

2018 Energy Assistance Programs	Number of Households Served	Total Assistance	Average Assistance Per Household
State Emergency Relief	1,273	\$630,473	\$495
Shared with another district*	1,341	\$719,545	\$537
Home Heating Credit	11,412	\$1,971,681	\$173
Shared with another district*	22,347	\$3,855,628	\$173
Michigan Energy Assistance Program ^	1,987	\$1,358,287	\$684
Shared with another district*	3,909	\$3,049,546	\$780
Total	42,269	\$11,585,160	\$274

* Energy Assistance Program data were provided at the county level. When a county is shared by two or more congressional districts, assistance data is reported as shared for both districts.
 ^ The Michigan Energy Assistance Program is funded through a combination of LIHEAP and state funds.

District at a Glance

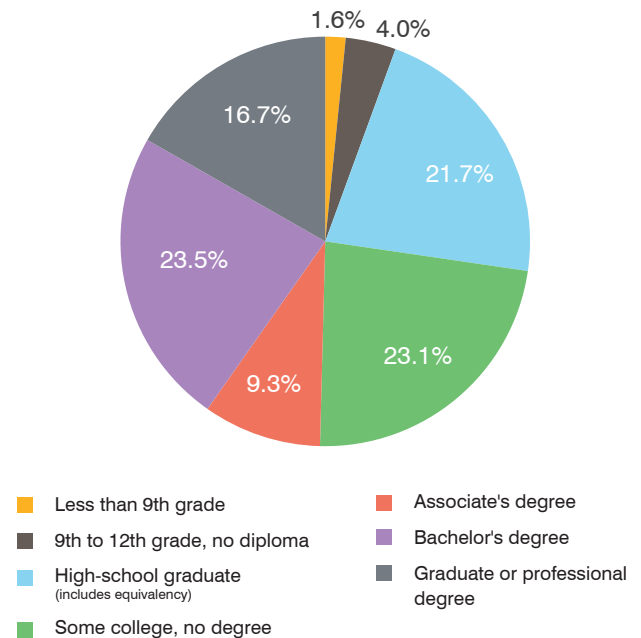
Population Characteristics

Total Population	728,626
Population under five years old	5.3%
Population 65 years and older	13.9%
Population of veterans	5.2%
Total households	278,226
Average household size	2.54
Median household income	\$67,499
Percent of population below poverty level	11.7%
Children under 18 at or below FPL	13.0%
Population 60 years and older at or below FPL	6.2%
Population with no health insurance coverage	5.4%

Demographics

White	85.5%
Black or African American	5.4%
American Indian and Alaska Native	0.3%
Asian	4.3%
Native Hawaiian and other Pacific Islander	0.0%
Some other race	1.0%
Two or more races	3.4%

Educational Attainment



PUBLIC SECTOR CONSULTANTS



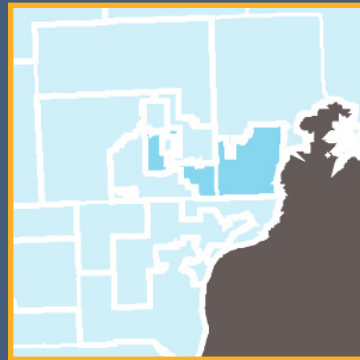
COALITION to keep MICHIGAN WARM

SOURCES

- Fisher, Sheehan, and Colton. April 2018. "Current Year Affordability Gap Data." *Fisher, Sheehan, and Colton*. Accessed February 11, 2019. http://www.homeenergyaffordabilitygap.com/03a_affordabilityData.html
- Michigan Agency for Energy. n.d. *Michigan Energy Assistance Program: Report to the Legislature—Fiscal Year 2018*. Lansing: Michigan Agency for Energy. Accessed February 11, 2019.
- Michigan Department of Health and Human Services. n.d. *State Emergency Relief (SER) Energy: Federal and Stated Funded Annual Information, Fiscal Year 2018*. Lansing: Michigan Department of Health and Human Services. Accessed February 7, 2019.
- Michigan Department of Treasury Office of Revenue and Tax Analysis. n.d. "Distribution of Home Heating Credits, 2017: County Summary, by Approximate Congressional District." *Michigan Department of Treasury Office of Revenue and Tax Analysis*. Accessed February 19, 2019.
- U.S. Census Bureau. December 6, 2018. "2013–2017 American Community Survey 5-year Estimates." *American Community Survey*. Accessed January 31, 2019. <https://factfinder.census.gov/>

Low Income Home Energy Assistance Program (LIHEAP)

Spending by Congressional District—Michigan's 9th Congressional District



LIHEAP Eligible Households

Number of households (<50%)	
Shared with another district*	37,008
Number of households (51%–99%)	
Shared with another district*	51,408
Number of households (100%–124%)	
Shared with another district*	27,894
Number of households (125%–149%)	
Shared with another district*	28,261
Total households <150% federal poverty level (FPL)	144,571

2018 Energy Assistance Programs	Number of Households Served	Total Assistance	Average Assistance Per Household
State Emergency Relief			
Shared with another district*	2,640	\$1,411,513	\$535
Home Heating Credit			
Shared with another district*	47,261	\$8,270,502	\$175
Michigan Energy Assistance Program ^			
Shared with another district*	8,364	\$5,714,680	\$683
Total	58,265	\$15,396,696	\$264

* Energy Assistance Program data were provided at the county level. When a county is shared by two or more congressional districts, assistance data is reported as shared for both districts.
 ^ The Michigan Energy Assistance Program is funded through a combination of LIHEAP and state funds.

District at a Glance

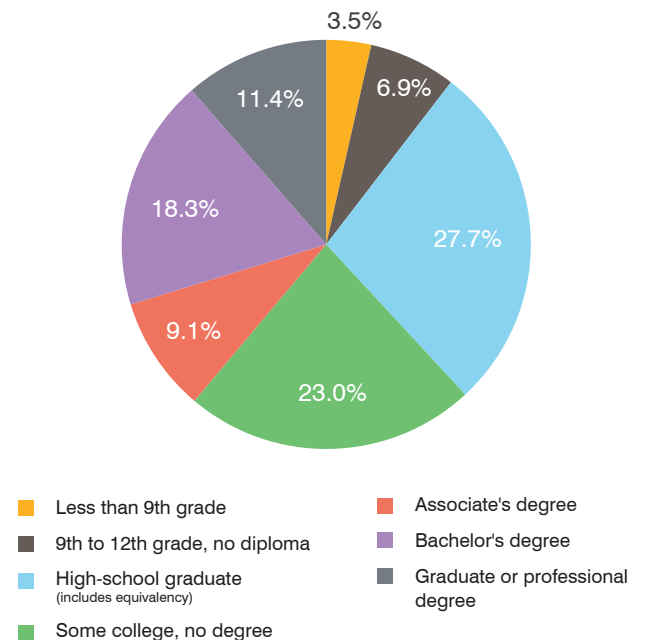
Population Characteristics

Total Population	717,306
Population under five years old	5.5%
Population 65 years and older	16.2%
Population of veterans	5.5%
Total households	299,042
Average household size	2.38
Median household income	\$55,369
Percent of population below poverty level	13.5%
Children under 18 at or below FPL	21.2%
Population 60 years and older at or below FPL	8.9%
Population with no health insurance coverage	7.0%

Demographics

White	79.3%
Black or African American	13.0%
American Indian and Alaska Native	0.4%
Asian	4.3%
Native Hawaiian and other Pacific Islander	0.0%
Some other race	0.6%
Two or more races	2.5%

Educational Attainment



PUBLIC SECTOR
CONSULTANTS



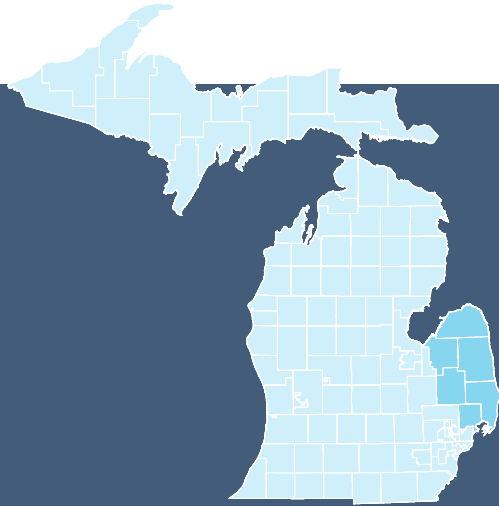
COALITION
to keep
MICHIGAN WARM

SOURCES

- Fisher, Sheehan, and Colton. April 2018. "Current Year Affordability Gap Data." *Fisher, Sheehan, and Colton*. Accessed February 11, 2019. http://www.homeenergyaffordabilitygap.com/03a_affordabilityData.html
- Michigan Agency for Energy. n.d. *Michigan Energy Assistance Program: Report to the Legislature—Fiscal Year 2018*. Lansing: Michigan Agency for Energy. Accessed February 11, 2019.
- Michigan Department of Health and Human Services. n.d. *State Emergency Relief (SER) Energy: Federal and Stated Funded Annual Information, Fiscal Year 2018*. Lansing: Michigan Department of Health and Human Services. Accessed February 7, 2019.
- Michigan Department of Treasury Office of Revenue and Tax Analysis. n.d. "Distribution of Home Heating Credits, 2017: County Summary, by Approximate Congressional District." *Michigan Department of Treasury Office of Revenue and Tax Analysis*. Accessed February 19, 2019.
- U.S. Census Bureau. December 6, 2018. "2013–2017 American Community Survey 5-year Estimates." *American Community Survey*. Accessed January 31, 2019. <https://factfinder.census.gov/>

Low Income Home Energy Assistance Program (LIHEAP)

Spending by Congressional District—Michigan's 10th Congressional District



LIHEAP Eligible Households

Number of households (<50%)	7,372
Shared with another district*	18,074
Number of households (51%–99%)	9,726
Shared with another district*	26,163
Number of households (100%–124%)	5,833
Shared with another district*	15,345
Number of households (125%–149%)	6,293
Shared with another district*	14,325
Total households <150% federal poverty level (FPL)	103,131

2018 Energy Assistance Programs

	Number of Households Served	Total Assistance	Average Assistance Per Household
State Emergency Relief	1,604	\$1,070,402	\$667
Shared with another district*	1,686	\$1,003,505	\$595
Home Heating Credit	9,527	\$1,786,789	\$188
Shared with another district*	26,666	\$4,775,318	\$179
Michigan Energy Assistance Program ^	2,447	\$1,567,169	\$640
Shared with another district*	4,676	\$2,840,097	\$607
Total	46,606	\$13,043,280	\$280

* Energy Assistance Program data were provided at the county level. When a county is shared by two or more congressional districts, assistance data is reported as shared for both districts.
 ^ The Michigan Energy Assistance Program is funded through a combination of LIHEAP and state funds.

District at a Glance

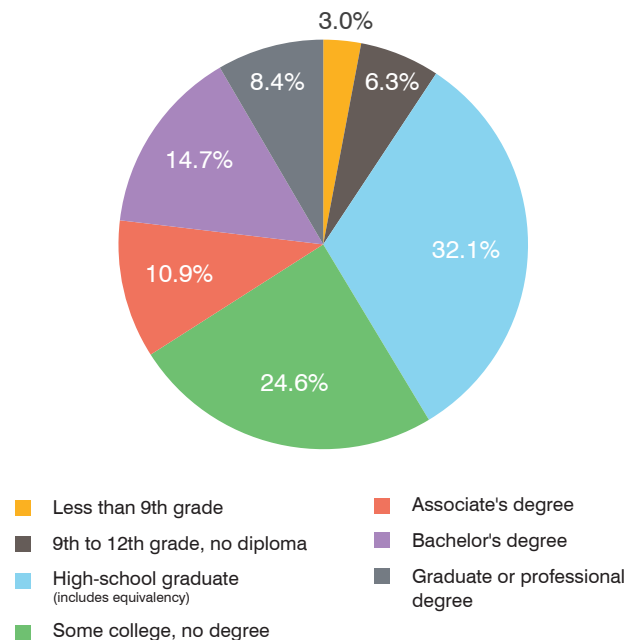
Population Characteristics

Total Population	713,551
Population under five years old	5.2%
Population 65 years and older	16.7%
Population of veterans	6.5%
Total households	277,952
Average household size	2.53
Median household income	\$61,055
Percent of population below poverty level	10.0%
Children under 18 at or below FPL	13.6%
Population 60 years and older at or below FPL	7.1%
Population with no health insurance coverage	6.4%

Demographics

White	92.7%
Black or African American	2.8%
American Indian and Alaska Native	0.2%
Asian	1.7%
Native Hawaiian and other Pacific Islander	0.0%
Some other race	0.5%
Two or more races	2.1%

Educational Attainment



PUBLIC SECTOR CONSULTANTS



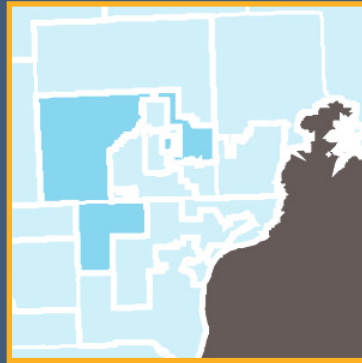
COALITION to keep MICHIGAN WARM

SOURCES

- Fisher, Sheehan, and Colton. April 2018. "Current Year Affordability Gap Data." *Fisher, Sheehan, and Colton*. Accessed February 11, 2019. http://www.homeenergyaffordabilitygap.com/03a_affordabilityData.html
- Michigan Agency for Energy. n.d. *Michigan Energy Assistance Program: Report to the Legislature—Fiscal Year 2018*. Lansing: Michigan Agency for Energy. Accessed February 11, 2019.
- Michigan Department of Health and Human Services. n.d. *State Emergency Relief (SER) Energy: Federal and Stated Funded Annual Information, Fiscal Year 2018*. Lansing: Michigan Department of Health and Human Services. Accessed February 7, 2019.
- Michigan Department of Treasury Office of Revenue and Tax Analysis. n.d. "Distribution of Home Heating Credits, 2017: County Summary, by Approximate Congressional District." *Michigan Department of Treasury Office of Revenue and Tax Analysis*. Accessed February 19, 2019.
- U.S. Census Bureau. December 6, 2018. "2013–2017 American Community Survey 5-year Estimates." *American Community Survey*. Accessed January 31, 2019. <https://factfinder.census.gov/>

Low Income Home Energy Assistance Program (LIHEAP)

Spending by Congressional District—Michigan's 11th Congressional District



LIHEAP Eligible Households

Number of households (<50%)	
Shared with another district*	98,727
Number of households (51%–99%)	
Shared with another district*	112,895
Number of households (100%–124%)	
Shared with another district*	50,342
Number of households (125%–149%)	
Shared with another district*	49,266
Total households <150% federal poverty line (FPL)	311,230

2018 Energy Assistance Programs

	Number of Households Served	Total Assistance	Average Assistance Per Household
State Emergency Relief			
Shared with another district*	7,041	\$5,466,097	\$776
Home Heating Credit			
Shared with another district*	109,250	\$22,243,270	\$204
Michigan Energy Assistance Program ^			
Shared with another district*	34,270	\$31,208,901	\$911
Total	150,561	\$58,918,269	\$391

* Energy Assistance Program data were provided at the county level. When a county is shared by two or more congressional districts, assistance data is reported as shared for both districts.
 ^ The Michigan Energy Assistance Program is funded through a combination of LIHEAP and state funds.

District at a Glance

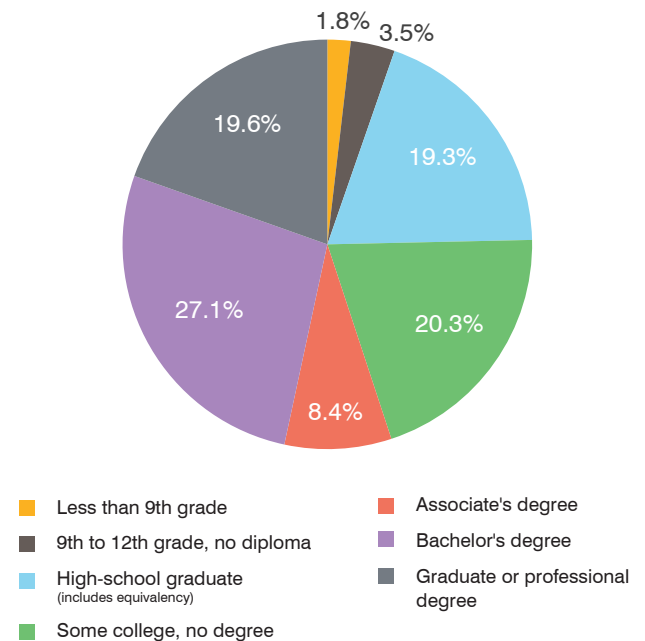
Population Characteristics

Total Population	721,434
Population under five years old	5.5%
Population 65 years and older	15.4%
Population of veterans	4.8%
Total households	282,361
Average household size	2.53
Median household income	\$79,781
Percent of population below poverty level	6.2%
Children under 18 at or below FPL	7.0%
Population 60 years and older at or below FPL	5.5%
Population with no health insurance coverage	4.9%

Demographics

White	81.8%
Black or African American	5.2%
American Indian and Alaska Native	0.3%
Asian	9.8%
Native Hawaiian and other Pacific Islander	0.0%
Some other race	0.7%
Two or more races	2.2%

Educational Attainment



PUBLIC SECTOR
CONSULTANTS



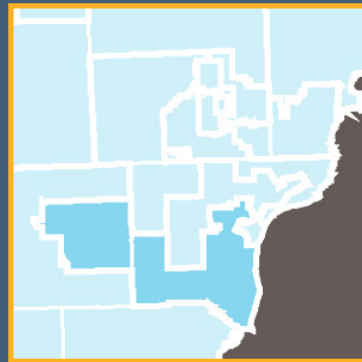
COALITION
to keep
MICHIGAN WARM

SOURCES

- Fisher, Sheehan, and Colton. April 2018. "Current Year Affordability Gap Data." *Fisher, Sheehan, and Colton*. Accessed February 11, 2019. http://www.homeenergyaffordabilitygap.com/03a_affordabilityData.html
- Michigan Agency for Energy. n.d. *Michigan Energy Assistance Program: Report to the Legislature—Fiscal Year 2018*. Lansing: Michigan Agency for Energy. Accessed February 11, 2019.
- Michigan Department of Health and Human Services. n.d. *State Emergency Relief (SER) Energy: Federal and Stated Funded Annual Information, Fiscal Year 2018*. Lansing: Michigan Department of Health and Human Services. Accessed February 7, 2019.
- Michigan Department of Treasury Office of Revenue and Tax Analysis. n.d. "Distribution of Home Heating Credits, 2017: County Summary, by Approximate Congressional District." *Michigan Department of Treasury Office of Revenue and Tax Analysis*. Accessed February 19, 2019.
- U.S. Census Bureau. December 6, 2018. "2013–2017 American Community Survey 5-year Estimates." *American Community Survey*. Accessed January 31, 2019. <https://factfinder.census.gov/>

Low Income Home Energy Assistance Program (LIHEAP)

Spending by Congressional District—Michigan's 12th Congressional District



LIHEAP Eligible Households

Number of households (<50%)	
Shared with another district*	90,139
Number of households (51%–99%)	
Shared with another district*	95,015
Number of households (100%–124%)	
Shared with another district*	40,796
Number of households (125%–149%)	
Shared with another district*	39,313
Total households <150% federal poverty level (FPL)	265,263

2018 Energy Assistance Programs

Number of Households Served

Total Assistance

Average Assistance Per Household

2018 Energy Assistance Programs	Number of Households Served	Total Assistance	Average Assistance Per Household
State Emergency Relief			
Shared with another district*	6,094	\$5,006,775	\$822
Home Heating Credit			
Shared with another district*	94,211	\$19,645,046	\$209
Michigan Energy Assistance Program ^			
Shared with another district*	31,523	\$29,064,979	\$922
Total	131,828	\$53,716,800	\$407

* Energy Assistance Program data were provided at the county level. When a county is shared by two or more congressional districts, assistance data is reported as shared for both districts.

^ The Michigan Energy Assistance Program is funded through a combination of LIHEAP and state funds.

District at a Glance

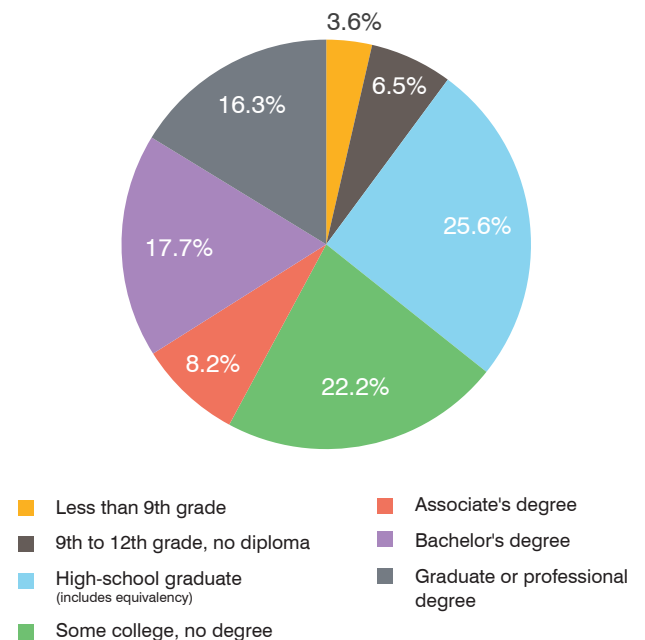
Population Characteristics

Total Population	708,323
Population under five years old	5.9%
Population 65 years and older	13.6%
Population of veterans	4.8%
Total households	273,251
Average household size	2.52
Median household income	\$56,293
Percent of population below poverty level	16.8%
Children under 18 at or below FPL	22.0%
Population 60 years and older at or below FPL	8.4%
Population with no health insurance coverage	5.9%

Demographics

White	79.0%
Black or African American	10.7%
American Indian and Alaska Native	0.3%
Asian	5.3%
Native Hawaiian and other Pacific Islander	0.0%
Some other race	1.3%
Two or more races	3.5%

Educational Attainment



PUBLIC SECTOR
CONSULTANTS



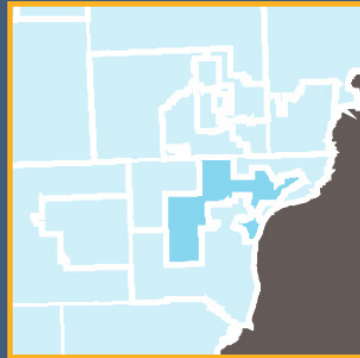
COALITION
to keep
MICHIGAN WARM

SOURCES

- Fisher, Sheehan, and Colton. April 2018. "Current Year Affordability Gap Data." *Fisher, Sheehan, and Colton*. Accessed February 11, 2019. http://www.homeenergyaffordabilitygap.com/03a_affordabilityData.html
- Michigan Agency for Energy. n.d. *Michigan Energy Assistance Program: Report to the Legislature—Fiscal Year 2018*. Lansing: Michigan Agency for Energy. Accessed February 11, 2019.
- Michigan Department of Health and Human Services. n.d. *State Emergency Relief (SER) Energy: Federal and Stated Funded Annual Information, Fiscal Year 2018*. Lansing: Michigan Department of Health and Human Services. Accessed February 7, 2019.
- Michigan Department of Treasury Office of Revenue and Tax Analysis. n.d. "Distribution of Home Heating Credits, 2017: County Summary, by Approximate Congressional District." *Michigan Department of Treasury Office of Revenue and Tax Analysis*. Accessed February 19, 2019.
- U.S. Census Bureau. December 6, 2018. "2013–2017 American Community Survey 5-year Estimates." *American Community Survey*. Accessed January 31, 2019. <https://factfinder.census.gov/>

Low Income Home Energy Assistance Program (LIHEAP)

Spending by Congressional District—Michigan's 13th Congressional District



LIHEAP Eligible Households

Number of households (<50%)	
Shared with another district*	78,366
Number of households (51%–99%)	
Shared with another district*	85,691
Number of households (100%–124%)	
Shared with another district*	36,583
Number of households (125%–149%)	
Shared with another district*	34,227
Total households <150% federal poverty level (FPL)	234,867

2018 Energy Assistance Programs

Number of Households Served

Total Assistance

Average Assistance Per Household

2018 Energy Assistance Programs	Number of Households Served	Total Assistance	Average Assistance Per Household
State Emergency Relief			
Shared with another district*	5,700	\$4,746,552	\$833
Home Heating Credit			
Shared with another district*	86,903	\$18,387,642	\$212
Michigan Energy Assistance Program ^			
Shared with another district*	30,361	\$28,159,355	\$927
Total	122,964	\$51,293,549	\$417

* Energy Assistance Program data were provided at the county level. When a county is shared by two or more congressional districts, assistance data is reported as shared for both districts.
 ^ The Michigan Energy Assistance Program is funded through a combination of LIHEAP and state funds.

District at a Glance

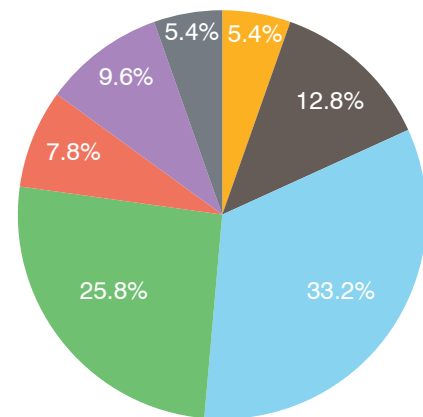
Population Characteristics

Total Population	681,222
Population under five years old	7.0%
Population 65 years and older	13.4%
Population of veterans	4.7%
Total households	262,151
Average household size	2.56
Median household income	\$33,455
Percent of population below poverty level	31.5%
Children under 18 at or below FPL	47.0%
Population 60 years and older at or below FPL	18.8%
Population with no health insurance coverage	10.7%

Demographics

White	37.8%
Black or African American	55.1%
American Indian and Alaska Native	0.5%
Asian	1.3%
Native Hawaiian and other Pacific Islander	0.0%
Some other race	3.0%
Two or more races	2.3%

Educational Attainment



- Less than 9th grade
- 9th to 12th grade, no diploma
- High-school graduate (includes equivalency)
- Some college, no degree
- Associate's degree
- Bachelor's degree
- Graduate or professional degree



PUBLIC SECTOR
CONSULTANTS



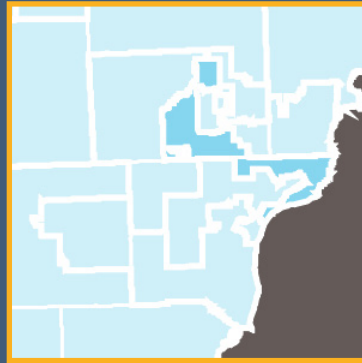
COALITION
to keep
MICHIGAN WARM

SOURCES

- Fisher, Sheehan, and Colton. April 2018. "Current Year Affordability Gap Data." *Fisher, Sheehan, and Colton*. Accessed February 11, 2019. http://www.homeenergyaffordabilitygap.com/03a_affordabilityData.html
- Michigan Agency for Energy. n.d. *Michigan Energy Assistance Program: Report to the Legislature—Fiscal Year 2018*. Lansing: Michigan Agency for Energy. Accessed February 11, 2019.
- Michigan Department of Health and Human Services. n.d. *State Emergency Relief (SER) Energy: Federal and Stated Funded Annual Information, Fiscal Year 2018*. Lansing: Michigan Department of Health and Human Services. Accessed February 7, 2019.
- Michigan Department of Treasury Office of Revenue and Tax Analysis. n.d. "Distribution of Home Heating Credits, 2017: County Summary, by Approximate Congressional District." *Michigan Department of Treasury Office of Revenue and Tax Analysis*. Accessed February 19, 2019.
- U.S. Census Bureau. December 6, 2018. "2013–2017 American Community Survey 5-year Estimates." *American Community Survey*. Accessed January 31, 2019. <https://factfinder.census.gov/>

Low Income Home Energy Assistance Program (LIHEAP)

Spending by Congressional District—Michigan's 14th Congressional District



LIHEAP Eligible Households

Number of households (<50%)	
Shared with another district*	98,727
Number of households (51%–99%)	
Shared with another district*	112,895
Number of households (100%–124%)	
Shared with another district*	50,342
Number of households (125%–149%)	
Shared with another district*	49,266
Total households <150% federal poverty line FPL	311,230

2018 Energy Assistance Programs	Number of Households Served	Total Assistance	Average Assistance Per Household
State Emergency Relief			
Shared with another district*	7,041	\$5,466,097	\$776
Home Heating Credit			
Shared with another district*	109,250	\$22,243,270	\$204
Michigan Energy Assistance Program ^			
Shared with another district*	34,270	\$31,208,901	\$911
Total	150,561	\$58,918,269	\$391

* Energy Assistance Program data were provided at the county level. When a county is shared by two or more congressional districts, assistance data is reported as shared for both districts.
 ^ The Michigan Energy Assistance Program is funded through a combination of LIHEAP and state funds.

District at a Glance

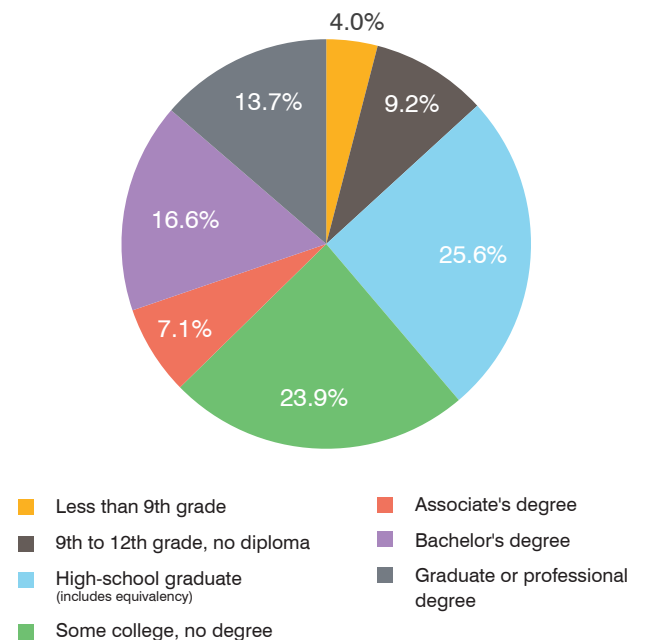
Population Characteristics

Total Population	692,552
Population under five years old	6.3%
Population 65 years and older	15.4%
Population of veterans	4.3%
Total households	270,543
Average household size	2.52
Median household income	\$44,197
Percent of population below poverty level	23.7%
Children under 18 at or below FPL	35.0%
Population 60 years and older at or below FPL	13.1%
Population with no health insurance coverage	9.4%

Demographics

White	34.3%
Black or African American	56.7%
American Indian and Alaska Native	0.2%
Asian	4.5%
Native Hawaiian and other Pacific Islander	0.0%
Some other race	1.3%
Two or more races	3.0%

Educational Attainment



SOURCES

- Fisher, Sheehan, and Colton. April 2018. "Current Year Affordability Gap Data." *Fisher, Sheehan, and Colton*. Accessed February 11, 2019. http://www.homeenergyaffordabilitygap.com/03a_affordabilityData.html
- Michigan Agency for Energy. n.d. *Michigan Energy Assistance Program: Report to the Legislature—Fiscal Year 2018*. Lansing: Michigan Agency for Energy. Accessed February 11, 2019.
- Michigan Department of Health and Human Services. n.d. *State Emergency Relief (SER) Energy: Federal and Stated Funded Annual Information, Fiscal Year 2018*. Lansing: Michigan Department of Health and Human Services. Accessed February 7, 2019.
- Michigan Department of Treasury Office of Revenue and Tax Analysis. n.d. "Distribution of Home Heating Credits, 2017: County Summary, by Approximate Congressional District." *Michigan Department of Treasury Office of Revenue and Tax Analysis*. Accessed February 19, 2019.
- U.S. Census Bureau. December 6, 2018. "2013–2017 American Community Survey 5-year Estimates." *American Community Survey*. Accessed January 31, 2019. <https://factfinder.census.gov/>