



EXTRUDED ALUMINUM LOUVER

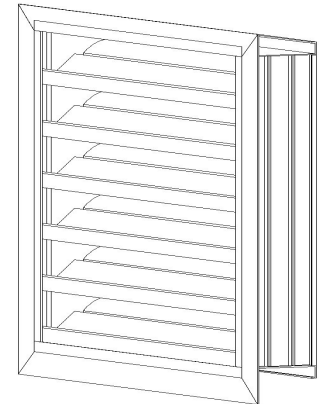


MODEL: 4-DLF 33°

**4" DEPTH DRAINABLE FLANGED
FRAME LOUVER**

APPLICATION

The 4-DLF 33° is a 4" depth drainable / weather flanged frame louver designed for protection of higher air intake velocities and exhaust openings in building exterior walls. The blade design for the 4-DLF 33° has a better performance to channel water to the jambs which directs the water escape at the sill.



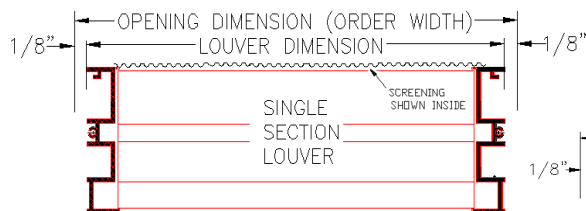
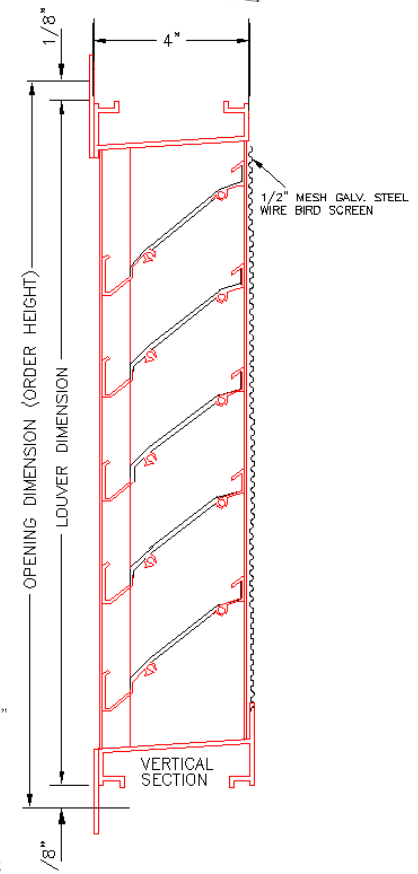

SPECIFICATIONS

- Frame:** 0.081 thick extruded aluminum
6063-T5 mill finish
- Blade:** 0.081 thick extruded aluminum
6063-T5 mill finish
- Blade Spacing:** Approximately 3-1/4" center to center
(except at head and sills)
- Fasteners:** 10" x 3/4" tek screws
- Blade Angle:** 33°
- Min. Height:** 8"
- Max. Single Sec.:** Consult factory for maximum size
- Screen:** Bird screen 1/2" x 1/2" galvanized steel

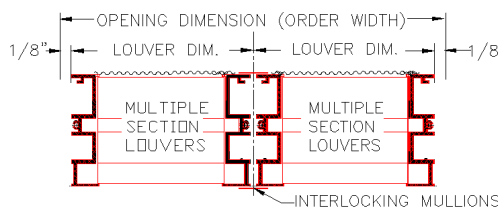
OPTIONS

- Insect Screen 18" x 16" mesh aluminum
- Bird Screen 1/2" x 1/2" aluminum

- Finish:** Clear Anodized
- Color Anodized
- Powder Coat Paint
- Baked Enamel Paint



HORIZONTAL SECTION





EXTRUDED ALUMINUM LOUVER

MODEL: 4-DL 33° & 4-DLF 33°

Water Penetration: 0.01oz (3.0g) at 1001 fpm recommended free area velocity.

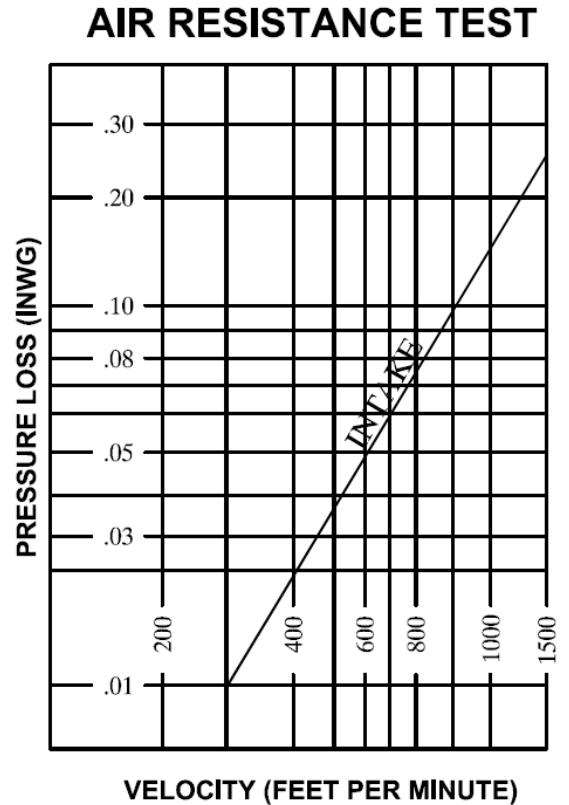
Pressure Drop: 0.125 in.wg. at 1001 fpm and 8668 SCFM

Free Area: 8.66 sq.ft. = 54% for 48"x48" test size

Velocity Through Free Area FPM standard air: 0.075 lbs per cu. ft.
Ratings do not include bird screen effect.

Below is an explanation of how to use the Data for the recommended Free Area Velocity of 1001 fpm.

Louver size determination		
cfm /	fpm =	ft ²
air flow volume	free area velocity @ beginning point of water penetration	Required Louver Free Area
Select louver size from Free Area Chart below, based on required louver free area above		
Determine pressure drop from Pressure Drop Chart based on required louver free area above		



FREE AREA IN SQ.FT.

WIDTH

HEIGHT

INCHES	12	24	36	48	60	72	84	96
12	0.26	0.63	1.1	1.38	1.75	2.08	2.45	2.83
24	0.7	1.73	2.75	3.77	4.79	5.69	6.71	7.74
36	1.16	2.85	4.55	6.24	7.93	9.41	11.1	12.79
48	1.61	3.96	6.31	8.66	11.02	13.06	15.41	17.76
60	2.08	5.05	8.05	11.04	14.03	16.65	19.65	22.64
72	2.51	6.16	9.81	13.46	17.11	20.3	23.95	27.6
84	2.96	7.26	11.56	15.86	20.17	23.93	28.23	32.53
96	3.41	8.36	13.32	18.27	23.23	27.56	32.52	37.48

