

# CHECK VALVES



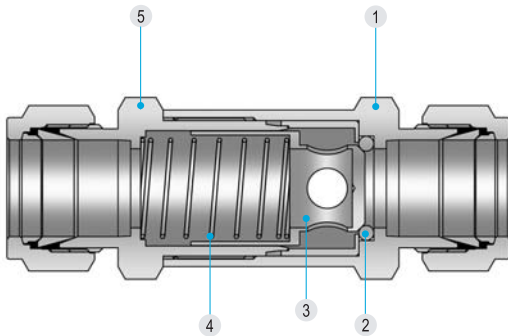
## SPCV Series

### Features

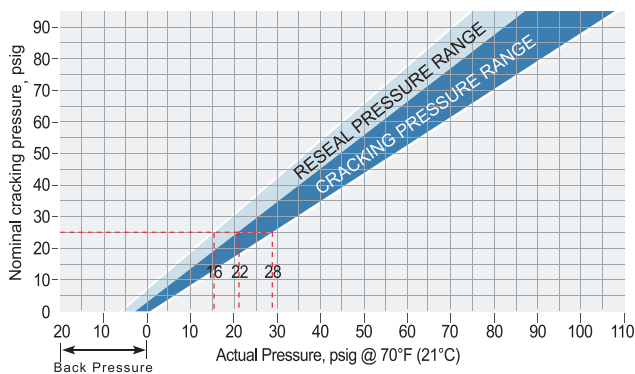
- Fixed cracking pressure.
- Pressure rating up to 3000 psig @70 °F (21 °C)
- Temperature rating up to 375 °F (191 °C) with viton o-ring
- Variety of end connections.
- Each and every valves are tested at the factory.



### Materials of Construction



No.	Description	Material
1	Inlet Body	ASTM A276 Type 316
2	O-Ring	Viton
3	Poppet	ASTM A276 Type 316
4	Spring	304 Stainless Steel
5	Outlet Body	ASTM A276 Type 316



### O-Rings

O-ring Material	Temperature Rating °F(°C)	Designator
Buna N	-10 to 250 (-23 to 121)	-N
Ethylene Propylene	-70 to 250 (-57 to 121)	-E
Viton (Fluorocarbon)	-10 to 375 (-23 to 191)	Standard
Kalrez	-15 to 500 (-26 to 260)	-K
Neoprene	-35 to 225 (-37 to 107)	-P

To order, insert the seal material designator into the valve ordering number. ex)SPCV-S-8-1P-N

### Back Pressure

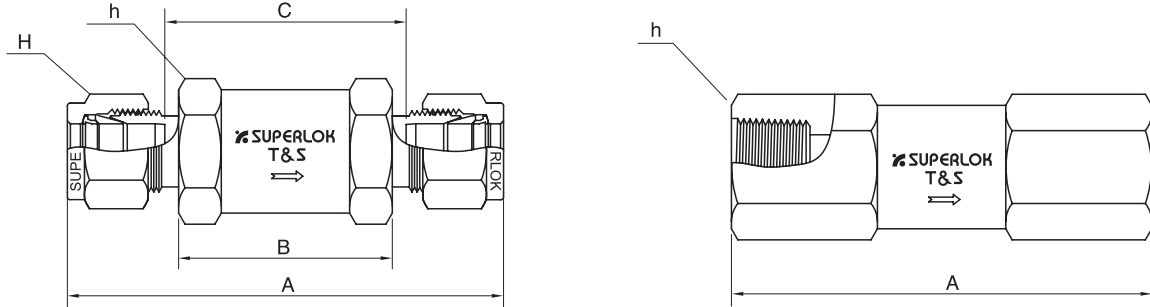
Back pressure may be required to reseat the valves with nominal cracking pressure of 5psi or lower.

**Example :** For a valve with a spring having a rated cracking pressure of 25 psig (1.72 bar), the actual cracking pressure ranges between 22 and 28 psig (1.52 to 1.93 bar). The re-seal pressure range would be 16 to 22 psig (1.10 to 1.52 bar). Check valves having springs with rated crack pressure of 3 psig (0.21 bar) or less may require up to 4 psig (0.28 bar) back pressure to re-seal bubble-tight.

# CHECK VALVES

SPCV Series

## Table of Dimensions



Order Number		End Connection	Dimensions					
Series	Part No.		A	B	C	h	H	
SPCV	S	2	1/8 SUPERLOK	57.15	26.6	31.2	15.88	11.11
	F	2N	1/8 Female NPT	50.00	-	-	15.88	-
	S	4	1/4 SUPERLOK	62.16	26.6	31.4	15.88	14.28
	F	4N	1/4 Female NPT	57.10	-	-	19.05	-
	S	6	3/8 SUPERLOK	76.20	37.6	42.4	22.22	17.46
	F	6N	3/8 Female NPT	73.90	-	-	22.22	-
	S	8	1/2 SUPERLOK	86.58	42.9	40.8	25.40	22.22
	F	8N	1/2 Female NPT	90.60	-	-	27.00	-
	S	10	5/8 SUPERLOK	91.68	48.0	42.8	28.50	25.40
	S	12	3/4 SUPERLOK	99.78	56.1	51.1	31.80	28.57
	F	12N	3/4 Female NPT	99.78	-	-	31.80	-
	S	16	1 SUPERLOK	111.22	58.4	48.9	38.10	38.1
	F	16N	1 Female NPT	114.30	-	-	41.27	-

All dimension are for reference only, subject to change.

## Technical Data

Cracking pressure-the upstream pressure at which the first indication of flow occurs.

Reseal pressure-the pressure at which there is no indication of flow.

Size	Maximum Flow Coefficient (Cv)	Nominal Cracking Pressure psi (bar)	Downstream Pressure at 70°F (20°C) psig (bar)
1/8"	0.10	1/3, 1, 10, 25 (0.03, 0.07, 0.69, 1.8)	1000 (68.9)
1/4"	0.47		
3/8"	1.47		
1/2"	1.68		200 (13.7)
3/4", 1"	4.48		

For cracking pressure of 25psi (1.8bar), downstream pressure is 3000psig (206bar).

## Ordering Information

**SPCV** - **S** - **6** - **0.5P** - **SS**

1                      2                      3                      4                      5

1 : Valve Series

2 : End Connection

3 : Connection Size & Type

4 : Cracking Pressure

5 : Body Material