


# Precision Meter

Improve planter performance where it counts – in the meter.

Ordinary finger meters have a hard time singulating, especially with a wide variety of seeds. They'll miss one, then grab two, resulting in skips and doubles. That not only wastes seeds, it cuts your yield.

Because the components all mesh perfectly, Precision Meters hold one seed at a time, then release it. They're engineered and built to do it again and again. You'll see fewer skips and doubles – and higher yield.

If you don't need a whole new meter, you can still improve your spacing with Precision Meter belts, backing plates or finger sets. We are a Premier Precision Planting dealer and can test your meters and recommend upgrades.



## A WORD FROM THE METER ROOM

Since 2009 we have done our very best to insure top quality meter performance on over 6500 meters.

With todays commodity prices every bushel counts, no matter the size of your operation.

Our MeterMax Ultra test stand gives the most precise information of any test stand on the market.

Bring in a meter today for a free evaluation. We will work with you to develop a plan on how to improve your meters performance.

**-Phillip Kleinhenz**

(Precision Planting Certified Tech)

 Precision Planting®

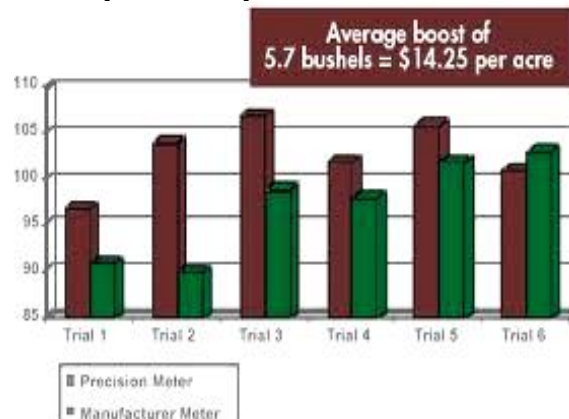
# Precision Meter

Precision Meters are engineered and built to do it again and again. Ordinary finger meters have a hard time doing that (singulating), especially with a wide variety of seeds. They'll miss one, then grab two, resulting in skips and doubles. That wastes seeds, robs yield and steals your money.

The key features of the Precision Meter are;

- Adjustable Brush**...allows fine tuning for different seed sizes and shapes.
- Precision Finger Set**...loads and holds a single seed due to tougher spring and properly formed flag.
- Population Max** backing plate...rigid so to stabilize the fingers.
- Skip Stop**....cushioning prevents the seed from ricocheting back into the seed pool.
- Sure Fire**...seed belt delivers the seed down the center of the tube increasing excellent seed spacing.

✓ Precision Planting



PART #	DESCRIPTION	PRICE	PRICE W/ TUBE
343022	7000 / EARLY KINZE	\$180.00 SALE	\$196.00 SALE
343030	KINZE 3000 SERIES	\$180.00 SALE	\$196.00 SALE
343025	JOHN DEERE 7200-1700	\$180.00 SALE	\$196.00 SALE



343022



343024



343030



## BULLSEYE SEED TUBE

- Reduces Seed Ricochet
- TUNGSTEN WEAR PINS
- NO SENSOR INTERFERENCE

\$ 16.95 EA. SALE



343052

## METER REPLACEMENT PARTS

PART #	DESCRIPTION	PRICE
343052	METER BRUSH (ADJUSTABLE)	\$ 10.00 SALE
342110	"A" INSERT	\$ 8.50 SALE
342103	POP MAX BACKING PLATE	\$ 38.00 SALE
343029	FINGER SET	\$ 38.00 SALE
343066	SURE FIRE BELT	\$ 14.50 SALE
343024	SKIP STOP BACKING PLATE KIT	\$ 23.00 SALE
343014	SKIP STOP CUSHION	\$ 16.50 SALE



343029



343014



343024



343110



343066

See Us For The Latest Advancements In Meter Calibration!

# Precision Planting® vSet®



## Every 1% Loss in Singulation Costs You up to 2.5 Bu/A\*

Meter performance is a key contributor to yield. If your meters perform at less than 99% singulation, you are losing out on yield. Walk your fields and measure off 17' 5" of one of your 30" rows. Is there one skip? Is there a double? Are there more? Can you afford that at today's grain prices?

## Every Seed Counts

Planting refuge corn mixed in with your traits? Using high rate seed treatments or inoculants? Seed not consistently graded? Successfully singulating seed is getting harder. Not all meters can handle these inconsistencies in seed shape, size, and density. How well is your meter performing today?

## Get 99%+ Singulation in Corn with vSet

vSet uses a high vacuum setting and an aggressive singulator to properly singulate seeds across a variety of sizes and shapes. There is no need to change the disk, the singulator settings, or the vacuum level. By the time the disk passes the singulator, one seed is ready to drop down the tube. Every time. Just pour in the seed and plant.

---

# Precision Planting®



## The eSet meter:

- best-in-class singulation
- outstanding reliability
- easy to maintain
- easy to use

# eSet®

Selecting the eSet meter is a no-brainer. It has a flat disk with a single vac setting, eliminating constant adjustments. It releases seeds down the center of the tube – critical to optimum spacing. It has a 5-lobed singulator that makes sure no two seeds of any kind can occupy the same hole. One seed locks in and one seed drops. Every time.

eSet is a star of simplicity. It handles any seed size or shape without finicky tweaks to vac pressure, disk or singulator settings. Just pour in the seed and go. Then get ready for your best possible yield.

A simple replacement for OEM vacuum disks on John Deere planters. You get the disk, baffle, singulator, brushes and seed extractor. Everything mounts to your existing meter housing (1991 or later).



### Data Drives Decisions


Each step of the crop cycle must have accurate data to provide insights into what decisions should be made. Whether you're stopping in the field to make a fix, evaluating your approach for the next pass, or choosing your purchases for next season, you need the right data for the job. When you make better decisions for your next pass, you make better decisions next season, and throughout the future of your operation.

### High Definition Agronomic Technology

High definition data enables high impact decisions. The new 20|20 monitor provides the most advanced agronomic picture you've ever seen. Optimize planting, harvest, and application decisions with a smart, intuitive interface that visualizes performance and field conditions in real time; seed by seed, plant by plant, drop by drop. Customize display configurations, add sensors, and discover things about your field you may have never known.

### From Knowledge to the Ultimate Control

20|20 can be utilized as a monitor to help you simply collect the most spatially accurate yield data available and to provide information for setting the planter to maximize ear count. That same 20|20 also powers the most agronomically advanced systems on the market that control population, down force, liquid, multi-hybrid planting and higher speed planting, all while sensing the furrow; monitor seeding variance and control down force on a seeder; control liquid application on a side dress bar or a sprayer. The 20|20 does all this and more to allow you to not only have the accurate data to make those crucial decisions, but also gives your equipment the powerful automation to make decisions as they pass through the field optimizing every pass.



## YieldSense®

### Simple Yet Accurate

Make sense of your yield data and make better decisions for your operation:

- *instead of time consuming re-calibrations*, get simple, reliable results
- *instead of isolated information*, get instant connectivity and sharing
- *Instead of complicated desktop software*, get yield-by-hybrid reports instantly from the cab
- *instead of only whole-field results*, get zone-by-zone yield data unlike any other yield monitor.

### Farming By Zone

Unique to YieldSense is the capability to get yield and location data in management zones, instead of the field as a whole. Then you can pinpoint planting solutions with the same accuracy.





# Precision Planting®

## FurrowJet™

FurrowJet is a planter fertilizer attachment which enables you to place not only an in-furrow starter fertilizer, but also a dual-band of fertilizer 3/4" on each side of the seed. FurrowJet rides in the furrow just above the seed, firming while placing starter. Wings on FurrowJet angle downward to cut into the sidewall and place fertilizer alongside the seed in a dual-band. By being near-furrow, this placement gives the seedling and crown roots immediate and continuous access to the nutrients. Combined with accurate placement, FurrowJet is flexible, allowing increased rates and common starters to be applied safely, avoiding seed burn risk.



## SmartFirmer™

Put eyes inside every furrow with a seed-firmer sensor that measures organic matter, moisture, residue and temperature. Now you can optimize hybrid selection, population, depth, fertility and row cleaners in real time.



## vApply™

vApplyHD is the industry first, on-row liquid control product which incorporates flow measurement and control into a single device. Its row-by-row features include turn compensation, swath, automatic flow balancing, and variable rate prescription execution. The module is easy to install, simple to use, and designed with industry leading flexibility. The vApplyHD module is used, without modification, from the lowest pop-up rates on the planter to the highest sidedress rates, across the full range of speeds.



## DeltaForce®

DeltaForce replaces the springs or air bags on your planter with hydraulic cylinders. It automatically increases or reduces weight with military precision, on each row individually.



## vDrive®

With its row-by-row control, you'll get precisely planted headlands, high-definition population reporting, and even the ability to plant male and female seed corn plants in the same pass.



# Precision Planting® Keeton®

Consistent depth control is the most important job of your planter. Even the best maintained planter can still have a depth variation of ½" or more.

Keeton® Seed Firmers gently set seeds to the bottom of the trench. A thin piece of poly slides down the seed trench, trapping seeds as they exit the seed tube and firming them into the bottom of the "V".

PART #	TAIL TYPE	APPLICATION	PRICE EA.
125012	UNI-DRY	JD 7000-1700/ KINZE EARLY / WHITE 6000-9000	\$ 34 SALE
125013	DRY	JD 7000 / KINZE 3000	\$ 34 SALE
115011	UNI-DUAL	JD 7000-1700/ KINZE EARLY / WHITE 6000-9000	\$ 34 SALE
115012	DUAL	JD 7000 / KINZE 3000	\$ 34 SALE
120011	DRY	TAIL ONLY	\$ 30 SALE
115013	DUAL	TAIL ONLY	\$ 30 SALE
140045	QA LIQUID	TAIL ONLY	\$ 20 SALE
100101	DRY	SEED TUBE MOUNT	\$ 31 SALE
100104	LIQUID	SEED TUBE MOUNT	\$ 32 SALE
120045	QA LIQUID	KINZE 3000 (WILL NOT WORK WITH BIG SEED TUBE)	\$ 35 SALE
109045	QA LIQUID	JD 7000-1775 NON-EXACT EMERGE	\$ 35 SALE
210008	LIQUID	GP 1500> (-2003)	\$ 30 SALE
210010	LIQUID	GP PRECISION DRILLS 10 – 20 SERIES	\$ 30 SALE
210016	LIQUID	JD 750-1850 DRILL	\$ 36 SALE
210012	LIQUID	JD 1560-1990 DRILL	\$ 36 SALE
210023	LIQUID	TYE (ALL MODELS)	\$ 30 SALE
210006	LIQUID	CIH 5100-5400 DRILL	\$ 30 SALE
210054	LIQUID	DRILL TAIL ONLY	\$ 28 SALE

## Clean rows....effortlessly.

Uniform germination and higher plant counts depend on clean rows.

Clean rows are the work of row cleaners.

CleanSweep®



But, until now, row cleaners have been hard work themselves, because they need to be set precisely and changed frequently.

CleanSweep® does all that hard work for you. It puts row cleaners right where they need to be – where they move the residue but not the soil – and continuously adjusts them as field conditions change. All you need to do is move the cab-mounted controller. You can even raise the row cleaners up and out of the way when you're not using them.

The CleanSweep controller is connected to dual air cylinders on each row. The air pressure comes from a robust compressor or tank, or you can use 20/20 AirForce® as an air source.

**\*Available To Fit Martin And Most Yetter Row Cleaners!**



Row #	Prices Starting @ (Cylinder Kit Only)
6	\$ 1720.00 SALE
8	\$ 2050.00 SALE
12	\$ 2650.00 SALE
16	\$ 3300.00 SALE
24	\$ 4600.00 SALE



**ADJUST YOUR ROW CLEANERS FROM THE CAB!**