



Air Conditioning & Heating


GSX13

COOLING CAPACITY: 18,000 - 60,000 BTU/H

ENERGY-EFFICIENT SPLIT SYSTEM AIR CONDITIONER 13 SEER / 1½ TO 5 TONS

Contents

Nomenclature.....	2
Product Specifications.....	3
Expanded Cooling Data.....	4
Wiring Diagrams	20
Dimensions	22
Accessories	22



Standard Features

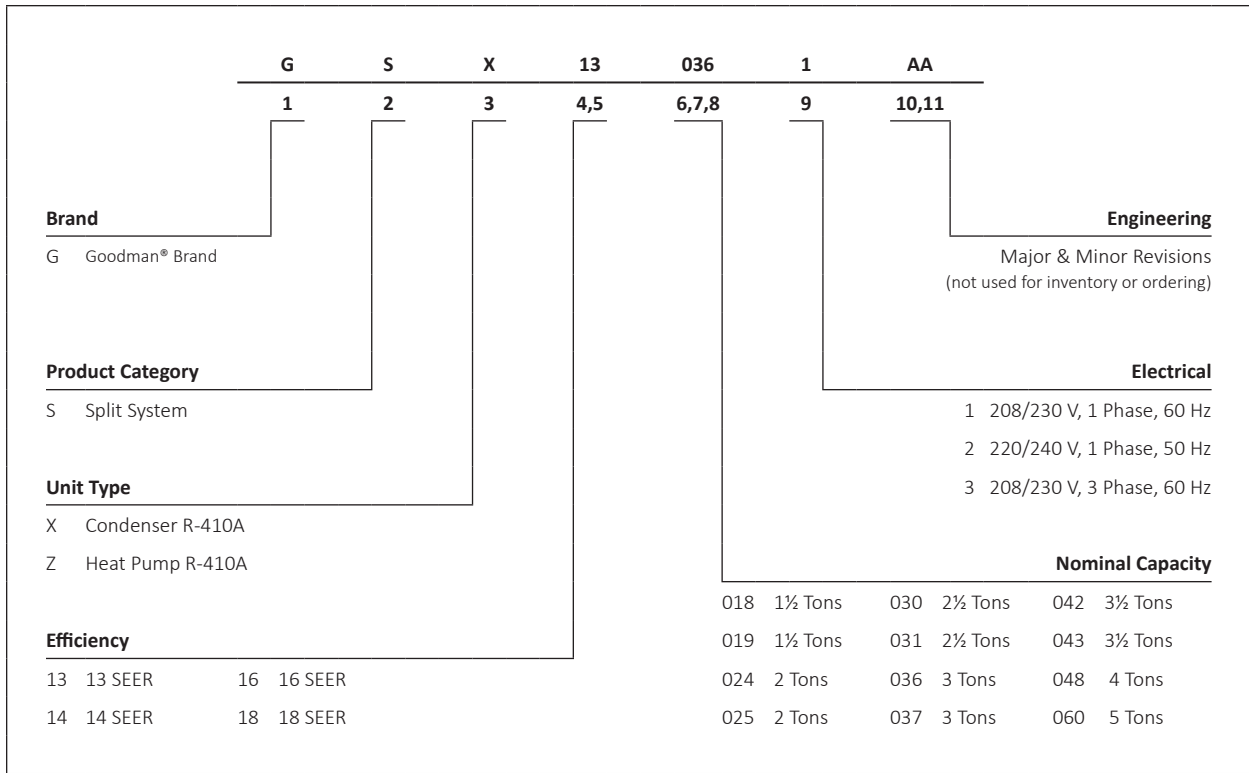
- Energy-efficient compressor
- Factory-installed filter drier
- Copper tube/aluminum fin coil
- Service valves with sweat connections and easy-access gauge ports
- Contactor with lug connection
- Ground lug connection
- AHRI Certified; ETL Listed

Cabinet Features

- Heavy-gauge galvanized-steel cabinet with louvered sound control top
- Attractive Architectural Gray powder-paint finish with 500-hour salt-spray approval
- Steel louver coil guard
- Single-panel access to controls with space provided for field-installed accessories



* Complete warranty details available from your local dealer or at www.amana-hac.com. To receive the 10-Year Parts Limited Warranty, online registration must be completed within 60 days of installation. Online registration is not required in California or Quebec.



	GSX13 0181E*	GSX13 0181EH	GSX13 0181EJ	GSX13 0241E*	GSX13 0301B*	GSX13 0301L*	GSX13 0361E*	GSX13 0421B*	GSX13 0481B*	GSX13 0601B*	GSX13 0611A*
CAPACITIES											
Nominal Cooling (BTU/h)	18,000	18,000	18,000	23,000	30,000	30,000	36,000	42,000	48,000	60,000	60,000
SEER / EER	13/11	13/11	13/11	13/11	13/11	13 / 11	13/11	13/11	13/11	13/11	13/11
Decibels	75	75	75	75	73	74	74	75	76	77	72
COMPRESSOR											
RLA	6.7	6.7	6.0	7.7	12.8	10.5	14.1	17.9	19.9	25.0	26.4
LRA	41	37.5	37.5	37	64	47	77	112	109	134	134
CONDENSER FAN MOTOR											
Horsepower	1/8	1/8	1/8	1/8	1/8	1/8	1/4	1/4	1/4	1/4	1/4
FLA	0.7	0.65	0.65	0.65	0.65	0.7	1.2	1.2	1.2	1.2	1.3
REFRIGERATION SYSTEM											
Refrigerant Line Size ¹											
Liquid Line Size ("O.D.)	3/8"	3/8"	3/8"	3/8"	3/8"	3/8"	3/8"	3/8"	3/8"	3/8"	3/8"
Suction Line Size ("O.D.)	3/4"	3/4"	3/4"	3/4"	3/4"	3/4"	7/8"	1 1/8"	1 1/8"	1 1/8"	7/8"
Refrigerant Connection Size											
Liquid Valve Size ("O.D.)	3/8"	3/8"	3/8"	3/8"	3/8"	3/8"	3/8"	3/8"	3/8"	3/8"	3/8"
Suction Valve Size ("O.D.) ^{4 5}	3/4"	3/4"	3/4"	3/4"	3/4"	3/4"	3/4" ⁴	7/8" ⁵	7/8" ⁵	7/8" ⁵	3/4"
Valve Type	Sweat	Sweat	Sweat	Sweat	Sweat	Sweat	Sweat	Sweat	Sweat	Sweat	Sweat
Refrigerant Charge	44	58	58	60	60	68	62	80	91	94	111
Shipped with Orifice Size	0.051	0.051	0.051	0.055	0.061	0.067	0.070	0.076	0.080	0.086	0.086
ELECTRICAL DATA											
Voltage (60 Hz)	208/230	208/230-60	208/230-60	208/230	208/230	208/230-60	208/230	208/230	208/230	208/230	208/230
Minimum Circuit Ampacity ²	9.1	9.1	8.2	10.3	16.7	13.8	18.8	23.6	26.1	32.5	34.3
Max. Overcurrent Protection ³	15 amps	15 amps	15 amps	15 amps	25 amps	20	30 amps	40 amps	45 amps	50 amps	60 amps
Min / Max Volts	197/253	197/253	197/253	197/253	197/253	197/253	197/253	197/253	197/253	197/253	197/253
Electrical Conduit Size	1/2" or 3/4"	1/2" or 3/4"	1/2" or 3/4"	1/2" or 3/4"	1/2" or 3/4"	1/2" or 3/4"	1/2" or 3/4"	1/2" or 3/4"	1/2" or 3/4"	1/2" or 3/4"	1/2" or 3/4"
EQUIPMENT WEIGHT (LBS)											
	102	102	102	103	115	138	118	171	175	184	211
SHIP WEIGHT (LBS)											
	117	117	117	120	132	153	135	189	193	202	233

¹ Line sizes denoted for 25' line sets, tested and rated in accordance with AHRI Standard 210/240. For other line-set lengths or sizes, refer to the installation & Operating instructions and/or the long line-set guidelines.

² Wire size should be determined in accordance with National Electrical Codes; extensive wire runs will require larger wire sizes

³ Must use time-delay fuses or HACR-type circuit breakers of the same size as noted.

⁴ Installer will need to supply 3/4" to 7/8" adapters for suction line connections.

⁵ Installer will need to supply 7/8" to 1 1/8" adapters for suction line connections.

NOTES

- Always check the S&R plate for electrical data on the unit being installed.
- Unit is charged with refrigerant for 15' of 3/8" liquid line. System charge must be adjusted per Installation Instructions Final Charge Procedure.
- This product may not be installed in the Southeast (including Hawaii) or Southwest Regions as of Jan. 1, 2015.

IDB		OUTDOOR AMBIENT TEMPERATURE																																															
		65°F								75°F								85°F								95°F								105°F								115°F							
		59	63	67	71	59	63	67	71	59	63	67	71	59	63	67	71	59	63	67	71	59	63	67	71	59	63	67	71	59	63	67	71																
70	AIRFLOW	59	63	67	71	59	63	67	71	59	63	67	71	59	63	67	71	59	63	67	71	59	63	67	71	59	63	67	71																				
	MBh	15.6	16.2	17.7	-	15.3	15.8	17.3	-	14.9	15.4	16.9	-	14.5	15.1	16.5	-	13.8	14.3	15.7	-	12.8	13.3	14.5	-	12.8	13.3	14.5	-																				
	S/T	0.70	0.59	0.41	-	0.73	0.61	0.42	-	0.75	0.62	0.43	-	0.77	0.64	0.45	-	0.80	0.67	0.46	-	0.81	0.67	0.47	-	0.81	0.67	0.47	-																				
	Δ T	19.3	16.7	12.7	-	19.5	16.9	12.8	-	19.5	16.9	12.8	-	19.6	17.0	12.9	-	19.4	16.8	12.7	-	18.1	15.7	11.9	-	18.1	15.7	11.9	-																				
	KW	1.02	1.04	1.08	-	1.11	1.13	1.17	-	1.18	1.21	1.25	-	1.25	1.28	1.32	-	1.30	1.33	1.38	-	1.35	1.38	1.43	-	1.35	1.38	1.43	-																				
	Amps	4.3	4.4	4.5	-	4.6	4.7	4.9	-	5.0	5.1	5.3	-	5.4	5.5	5.7	-	5.7	5.8	6.0	-	6.0	6.2	6.4	-	6.0	6.2	6.4	-																				
	Hi PR	203	219	231	-	228	245	259	-	259	279	294	-	295	318	335	-	332	357	377	-	367	395	417	-	367	395	417	-																				
	Lo PR	102	109	119	-	108	115	126	-	113	120	131	-	118	126	137	-	124	132	144	-	128	136	149	-	128	136	149	-																				
	MBh	16.4	17.0	18.7	-	16.0	16.6	18.2	-	15.7	16.2	17.8	-	15.3	15.8	17.4	-	14.5	15.0	16.5	-	13.4	13.9	15.3	-	13.4	13.9	15.3	-																				
	S/T	0.71	0.60	0.41	-	0.74	0.62	0.43	-	0.76	0.63	0.44	-	0.78	0.65	0.45	-	0.81	0.68	0.47	-	0.82	0.69	0.47	-	0.82	0.69	0.47	-																				
Δ T	18.0	15.6	11.8	-	18.2	15.8	12.0	-	18.2	15.8	12.0	-	18.4	15.9	12.1	-	18.1	15.7	11.9	-	16.9	14.6	11.1	-	16.9	14.6	11.1	-																					
KW	1.03	1.06	1.09	-	1.12	1.14	1.18	-	1.19	1.22	1.27	-	1.26	1.29	1.34	-	1.32	1.35	1.40	-	1.37	1.40	1.45	-	1.37	1.40	1.45	-																					
Amps	4.3	4.4	4.6	-	4.7	4.8	4.9	-	5.1	5.2	5.4	-	5.4	5.6	5.7	-	5.8	5.9	6.1	-	6.1	6.3	6.5	-	6.1	6.3	6.5	-																					
Hi PR	206	221	234	-	231	248	262	-	263	283	298	-	299	322	340	-	336	362	382	-	372	400	422	-	372	400	422	-																					
Lo PR	104	110	121	-	110	117	127	-	114	121	132	-	120	127	139	-	126	134	146	-	130	138	151	-	130	138	151	-																					
MBh	16.9	17.6	19.2	-	16.5	17.1	18.8	-	16.1	16.7	18.3	-	15.8	16.3	17.9	-	15.0	15.5	17.0	-	13.9	14.4	15.7	-	13.9	14.4	15.7	-																					
S/T	0.73	0.61	0.42	-	0.76	0.63	0.44	-	0.78	0.65	0.45	-	0.80	0.67	0.46	-	0.83	0.69	0.48	-	0.84	0.70	0.48	-	0.84	0.70	0.48	-																					
Δ T	17.5	15.1	11.5	-	17.7	15.3	11.6	-	17.7	15.3	11.6	-	17.8	15.4	11.7	-	17.6	15.2	11.6	-	16.4	14.2	10.8	-	16.4	14.2	10.8	-																					
KW	1.05	1.07	1.11	-	1.14	1.16	1.20	-	1.21	1.24	1.29	-	1.28	1.31	1.36	-	1.34	1.37	1.42	-	1.39	1.42	1.47	-	1.39	1.42	1.47	-																					
Amps	4.4	4.5	4.6	-	4.7	4.9	5.0	-	5.2	5.3	5.5	-	5.5	5.6	5.8	-	5.9	6.0	6.2	-	6.2	6.4	6.6	-	6.2	6.4	6.6	-																					
Hi PR	209	225	238	-	235	253	267	-	267	287	304	-	304	327	346	-	342	368	389	-	378	407	430	-	378	407	430	-																					
Lo PR	106	112	123	-	112	119	130	-	116	123	135	-	122	130	142	-	128	136	148	-	132	141	153	-	132	141	153	-																					

IDB		OUTDOOR AMBIENT TEMPERATURE																																															
		65°F								75°F								85°F								95°F								105°F								115°F							
		59	63	67	71	59	63	67	71	59	63	67	71	59	63	67	71	59	63	67	71	59	63	67	71	59	63	67	71	59	63	67	71																
75	AIRFLOW	59	63	67	71	59	63	67	71	59	63	67	71	59	63	67	71	59	63	67	71	59	63	67	71	59	63	67	71																				
	MBh	15.9	16.4	17.7	19.0	15.5	16.0	17.3	18.6	15.2	15.6	16.9	18.1	14.8	15.2	16.5	17.7	14.8	15.2	16.5	17.7	14.0	14.5	15.7	16.8	13.0	13.4	14.5	15.6																				
	S/T	0.80	0.72	0.54	0.35	0.83	0.74	0.56	0.36	0.85	0.76	0.58	0.37	0.88	0.78	0.59	0.38	0.89	0.80	0.60	0.39	0.92	0.81	0.62	0.40	0.92	0.81	0.62	0.40																				
	Δ T	22.3	20.5	16.8	11.6	22.5	20.7	17.0	11.7	22.6	20.8	17.0	11.7	22.7	20.9	17.1	11.8	22.4	20.6	16.9	11.7	20.9	19.3	15.8	10.9	19.5	18.0	14.7	10.2																				
	KW	1.04	1.07	1.10	1.14	1.12	1.14	1.18	1.22	1.19	1.22	1.26	1.31	1.26	1.29	1.33	1.38	1.26	1.29	1.33	1.38	1.32	1.35	1.39	1.44	1.36	1.40	1.45	1.50																				
	Amps	4.3	4.4	4.6	4.7	4.7	4.8	4.9	5.1	5.1	5.2	5.4	5.6	5.4	5.5	5.7	5.9	5.8	5.9	6.1	6.3	6.1	6.3	6.5	6.7	6.1	6.3	6.5	6.7																				
	Hi PR	205	221	233	243	230	248	262	273	262	282	297	310	298	321	339	353	298	321	339	353	335	361	381	398	371	399	421	439																				
	Lo PR	104	110	120	128	109	116	127	135	114	121	132	141	119	127	139	148	119	127	139	148	125	133	145	155	129	138	150	160																				
	MBh	16.7	17.2	18.6	20.0	16.3	16.8	18.2	19.5	15.9	16.4	17.8	19.1	15.5	16.0	17.3	18.6	14.8	15.2	16.5	17.7	14.8	15.2	16.5	17.7	13.7	14.1	15.2	16.4																				
	S/T	0.81	0.73	0.55	0.35	0.84	0.75	0.57	0.37	0.86	0.77	0.58	0.38	0.89	0.80	0.60	0.39	0.89	0.80	0.60	0.39	0.92	0.83	0.63	0.40	0.93	0.83	0.63	0.41																				
Δ T	20.8	19.1	15.7	10.8	21.0	19.4	15.9	11.0	21.1	19.4	15.9	11.0	21.2	19.5	16.0	11.1	20.9	19.3	15.8	10.9	20.9	19.3	15.8	10.9	19.5	18.0	14.7	10.2																					
KW	1.04	1.07	1.10	1.14	1.13	1.16	1.20	1.24	1.21	1.23	1.28	1.32	1.27	1.30	1.35	1.40	1.27	1.30	1.35	1.40	1.33	1.36	1.41	1.46	1.38	1.41	1.46	1.52																					
Amps	4.4	4.5	4.6	4.8	4.7	4.8	4.9	5.2	5.1	5.2	5.4	5.6	5.5	5.6	5.8	6.0	5.5	5.6	5.8	6.0	5.8	6.0	6.2	6.4	6.2	6.3	6.5	6.8																					
Hi PR	208	224	236	246	233	251	265	276	265	285	301	314	302	325	343	358	302	325	343	358	340	366	386	403	376	404	427	445																					
Lo PR	105	112	122	130	111	118	129	137	115	123	134	142	121	129	141	150	121	129	141	150	127	135	147	157	131	140	152	162																					
MBh	17.2	17.7	19.2	20.6	16.8	17.3	18.7	20.1	16.4	16.9	18.3	19.6	16.0	16.5	17.9	19.2	16.0	16.5	17.9	19.2	15.2	15.7	17.0	18.2	14.1	14.5	15.7	16.9																					
S/T	0.83	0.74	0.56	0.36	0.86	0.77	0.58	0.37	0.88	0.79	0.60	0.38	0.91	0.81	0.62	0.40	0.91	0.81	0.62	0.40	0.94	0.84	0.64	0.41	0.95	0.85	0.64	0.41																					
Δ T	20.2	18.6	15.2	10.5	20.4	18.8	15.4	10.7	20.5	18.8	15.4	10.7	20.6	19.0	15.5	10.7	20.3	18.7	15.3	10.6	20.3	18.7	15.3	10.6	19.0	17.5	14.3	9.9																					
KW	1.06	1.08	1.12	1.16	1.15	1.17	1.21	1.26	1.22	1.25	1.30	1.34	1.29	1.32	1.37	1.42	1.29	1.32	1.37	1.42	1.35	1.38	1.43	1.48	1.40	1.44	1.49	1.54																					
Amps	4.4	4.5	4.7	4.9	4.8	4.9	5.1	5.3	5.2	5.3	5.5	5.7	5.6	5.7	5.9	6.1	5.6	5.7	5.9	6.1	5.9	6.1	6.3	6.5	6.3	6.4	6.6	6.9																					
Hi PR	211	228	240	251	237	255	270	281	270	290	307	320	307	331	349	364	307	331	349	364	346	372	393	410	382	411	434	453																					
Lo PR	107	114	124	132	113	120	131	139	117	125	136	145	123	131	143	152	123	131	143	152	129	137	150	160	133	142	155	165																					

IDB: Entering Indoor Dry Bulb Temperature
 High and low pressures are measured at the liquid and suction service valves.
 Shaded area reflects ACCA (TVA) conditions
 Amps = outdoor unit amps (comp.+fan)
 kW = Total system power

IDB		OUTDOOR AMBIENT TEMPERATURE												115°F																	
		65°F						75°F						85°F						95°F						105°F					
		59	63	67	71	75	79	59	63	67	71	75	79	59	63	67	71	75	79	59	63	67	71	75	79	59	63	67	71	75	79
		AIRFLOW																													
		ENTERING INDOOR WET BULB TEMPERATURE																													
		525																													
		600																													
		650																													
		85																													
		80																													

IDB: Entering Indoor Dry Bulb Temperature
 High and low pressures are measured at the liquid and suction service valves.
 Shaded area reflects AHRI conditions
 Amps = outdoor unit amps (comp.+fan)
 kW = Total system power

IDB	AIRFLOW	OUTDOOR AMBIENT TEMPERATURE																								
		65°F				75°F				85°F				95°F				105°F				115°F				
		59	63	67	71	59	63	67	71	59	63	67	71	59	63	67	71	59	63	67	71	59	63	67	71	
70	900	MBh	22.5	23.4	25.6	-	22.0	22.8	25.0	-	21.5	22.3	24.4	-	21.0	21.7	23.8	-	19.9	20.6	22.6	-	18.4	19.1	21.0	-
		S/T	0.73	0.61	0.42	-	0.76	0.63	0.44	-	0.78	0.65	0.45	-	0.80	0.67	0.46	-	0.83	0.69	0.48	-	0.84	0.70	0.49	-
		ΔT	17	15	11	-	17	15	11	-	17	15	11	-	17	15	11	-	17	15	11	-	16	14	10	-
		kW	1.63	1.66	1.71	-	1.75	1.78	1.83	-	1.85	1.89	1.95	-	1.94	1.98	2.04	-	2.02	2.06	2.13	-	2.09	2.13	2.20	-
		Amps	5.8	6.0	6.2	-	6.3	6.4	6.7	-	6.8	7.0	7.2	-	7.3	7.5	7.7	-	7.8	8.0	8.2	-	8.2	8.4	8.7	-
		Hi PR	228	246	259	-	256	276	291	-	291	314	331	-	332	357	377	-	373	402	424	-	413	444	469	-
	Lo PR	105	112	122	-	111	118	129	-	115	123	134	-	121	129	141	-	127	135	147	-	131	140	152	-	
	800	MBh	21.9	22.7	24.8	-	21.4	22.2	24.3	-	20.9	21.6	23.7	-	20.4	21.1	23.1	-	19.3	20.0	22.0	-	17.9	18.6	20.3	-
		S/T	0.70	0.58	0.40	-	0.72	0.60	0.42	-	0.74	0.62	0.43	-	0.76	0.64	0.44	-	0.79	0.66	0.46	-	0.80	0.67	0.46	-
		ΔT	18	15	12	-	18	15	12	-	18	15	12	-	18	15	12	-	18	15	12	-	16	14	11	-
		kW	1.62	1.65	1.70	-	1.73	1.77	1.82	-	1.84	1.87	1.93	-	1.93	1.97	2.03	-	2.00	2.05	2.11	-	2.07	2.11	2.18	-
		Amps	5.8	5.9	6.1	-	6.2	6.4	6.6	-	6.8	6.9	7.2	-	7.2	7.4	7.7	-	7.7	7.9	8.1	-	8.2	8.4	8.6	-
Hi PR		226	243	257	-	254	273	288	-	288	310	328	-	329	354	373	-	370	398	420	-	408	440	464	-	
Lo PR	104	111	121	-	110	117	127	-	114	121	132	-	120	127	139	-	126	134	146	-	130	138	151	-		
700	MBh	20.2	20.9	22.9	-	19.7	20.4	22.4	-	19.3	20.0	21.9	-	18.8	19.5	21.3	-	17.8	18.5	20.3	-	16.5	17.1	18.8	-	
	S/T	0.67	0.56	0.39	-	0.70	0.58	0.40	-	0.71	0.60	0.41	-	0.74	0.62	0.43	-	0.76	0.64	0.44	-	0.77	0.64	0.45	-	
	ΔT	18	15	12	-	18	16	12	-	18	16	12	-	18	16	12	-	18	16	12	-	17	14	11	-	
	kW	1.58	1.61	1.66	-	1.69	1.73	1.78	-	1.79	1.83	1.89	-	1.88	1.92	1.98	-	1.96	2.00	2.06	-	2.02	2.06	2.13	-	
	Amps	5.6	5.7	5.9	-	6.1	6.2	6.4	-	6.6	6.7	7.0	-	7.0	7.2	7.4	-	7.5	7.7	7.9	-	7.9	8.1	8.4	-	
	Hi PR	219	236	249	-	246	265	280	-	280	301	318	-	319	343	362	-	359	386	407	-	396	426	450	-	
Lo PR	101	107	117	-	106	113	124	-	111	118	129	-	116	124	135	-	122	130	141	-	126	134	146	-		

75	900	MBh	22.9	23.6	25.5	27.4	22.4	23.0	24.9	26.8	21.9	22.5	24.4	26.1	21.3	22.0	23.8	25.5	20.3	20.9	22.6	24.2	18.8	19.3	20.9	22.4
		S/T	0.83	0.74	0.56	0.36	0.86	0.77	0.58	0.37	0.88	0.79	0.60	0.38	0.91	0.81	0.62	0.40	0.95	0.85	0.64	0.41	0.95	0.85	0.65	0.42
		ΔT	19	18	15	10	20	18	15	10	20	18	15	10	20	18	15	10	20	18	15	10	18	17	14	10
		kW	1.64	1.67	1.72	1.77	1.76	1.79	1.85	1.91	1.86	1.90	1.96	2.02	1.96	2.00	2.06	2.13	2.04	2.08	2.15	2.21	2.10	2.15	2.22	2.29
		Amps	5.9	6.0	6.2	6.4	6.3	6.5	6.7	7.0	6.9	7.1	7.3	7.6	7.4	7.5	7.8	8.1	7.8	8.0	8.3	8.6	8.3	8.5	8.8	9.1
		Hi PR	231	248	262	273	259	279	294	307	294	317	334	349	335	361	381	397	377	406	429	447	417	448	474	494
	Lo PR	106	113	123	131	112	119	130	139	116	124	135	144	122	130	142	151	128	136	149	158	133	141	154	164	
	800	MBh	22.3	22.9	24.8	26.6	21.7	22.4	24.2	26.0	21.2	21.8	23.6	25.4	20.7	21.3	23.1	24.8	19.7	20.2	21.9	23.5	18.2	18.8	20.3	21.8
		S/T	0.79	0.71	0.54	0.34	0.82	0.73	0.56	0.36	0.84	0.75	0.57	0.37	0.87	0.78	0.59	0.38	0.90	0.81	0.61	0.39	0.91	0.81	0.62	0.40
		ΔT	20	19	15	11	20	19	15	11	21	19	15	11	21	19	16	11	20	19	15	11	19	18	14	10
		kW	1.63	1.66	1.71	1.76	1.75	1.78	1.84	1.89	1.85	1.89	1.95	2.01	1.94	1.98	2.04	2.11	2.02	2.06	2.13	2.20	2.09	2.13	2.20	2.27
		Amps	5.8	6.0	6.2	6.4	6.3	6.4	6.7	6.9	6.8	7.0	7.2	7.5	7.3	7.5	7.7	8.0	7.8	8.0	8.2	8.5	8.2	8.4	8.7	9.1
Hi PR		228	246	260	271	256	276	291	304	291	314	331	345	332	357	377	393	373	402	424	443	413	444	469	489	
Lo PR	105	112	122	130	111	118	129	137	115	123	134	143	121	129	141	150	127	135	147	157	131	140	152	162		
700	MBh	20.5	21.1	22.9	24.6	20.1	20.7	22.4	24.0	19.6	20.2	21.8	23.4	19.1	19.7	21.3	22.9	18.2	18.7	20.2	21.7	16.8	17.3	18.7	20.1	
	S/T	0.76	0.68	0.52	0.33	0.79	0.71	0.54	0.34	0.81	0.73	0.55	0.35	0.84	0.75	0.57	0.36	0.87	0.78	0.59	0.38	0.88	0.78	0.59	0.38	
	ΔT	21	19	16	11	21	19	16	11	21	19	16	11	21	19	16	11	21	19	16	11	19	18	15	10	
	kW	1.59	1.62	1.67	1.72	1.71	1.74	1.79	1.85	1.81	1.84	1.90	1.96	1.90	1.94	2.00	2.06	1.97	2.01	2.08	2.14	2.04	2.08	2.15	2.22	
	Amps	5.7	5.8	6.0	6.2	6.1	6.3	6.5	6.7	6.6	6.8	7.0	7.3	7.1	7.3	7.5	7.8	7.6	7.7	8.0	8.3	8.0	8.2	8.5	8.8	
	Hi PR	222	238	252	263	249	267	282	295	283	304	321	335	322	346	366	382	362	390	412	429	400	431	455	474	
Lo PR	102	108	118	126	108	114	125	133	112	119	130	138	117	125	136	145	123	131	143	152	127	135	148	157		

IDB: Entering Indoor Dry Bulb Temperature
 High and low pressures are measured at the liquid and suction service valves.
 Shaded area reflects ACCA (TVA) conditions
 Amps = outdoor unit amps (comp.+fan)
 kW = Total system power

IDB		OUTDOOR AMBIENT TEMPERATURE												ENTERING INDOOR WET BULB TEMPERATURE												
		65°F				75°F				85°F				95°F				105°F				115°F				
		59	63	67	71	59	63	67	71	59	63	67	71	59	63	67	71	59	63	67	71	59	63	67	71	
80	900	MBh	23.3	23.8	25.5	27.2	22.8	23.3	24.9	26.6	22.2	22.7	24.3	26.0	21.7	22.2	23.7	25.3	20.6	21.1	22.5	24.1	19.1	19.5	20.8	22.3
		S/T	0.91	0.85	0.69	0.52	0.94	0.88	0.72	0.54	0.97	0.91	0.74	0.55	1.00	0.94	0.76	0.57	1.00	1.00	0.79	0.59	1.00	1.00	0.80	0.60
		ΔT	22	21	18	14	22	21	18	15	22	21	18	15	22	21	18	15	21	22	18	15	20	20	17	14
		kW	1.65	1.69	1.74	1.79	1.77	1.81	1.86	1.92	1.88	1.92	1.98	2.04	1.97	2.01	2.08	2.14	2.05	2.10	2.16	2.23	2.12	2.17	2.24	2.31
		Amps	5.9	6.1	6.3	6.5	6.4	6.6	6.8	7.0	7.0	7.1	7.4	7.6	7.4	7.6	7.9	8.2	7.9	8.1	8.4	8.7	8.4	8.6	8.9	9.2
	800	Hi PR	233	251	265	276	261	281	297	310	297	320	338	352	339	364	385	401	381	410	433	452	421	453	478	499
		Lo PR	107	114	124	132	113	120	131	140	118	125	137	145	123	131	143	153	129	138	150	160	134	142	155	166
		MBh	22.6	23.1	24.7	26.4	22.1	22.6	24.2	25.8	21.6	22.1	23.6	25.2	21.1	21.5	23.0	24.6	20.0	20.5	21.9	23.4	18.5	18.9	20.2	21.6
		S/T	0.87	0.81	0.66	0.50	0.90	0.84	0.69	0.51	0.92	0.87	0.70	0.53	0.95	0.89	0.73	0.54	0.99	0.93	0.75	0.56	1.00	0.93	0.76	0.57
		ΔT	23	22	19	15	23	22	19	15	23	22	19	15	23	22	19	15	23	22	19	15	21	20	18	14
700	kW	1.64	1.67	1.72	1.78	1.76	1.79	1.85	1.91	1.86	1.90	1.96	2.02	1.96	2.00	2.06	2.13	2.04	2.08	2.15	2.21	2.10	2.15	2.22	2.29	
	Amps	5.9	6.0	6.2	6.4	6.3	6.5	6.7	7.0	6.9	7.1	7.3	7.6	7.4	7.5	7.8	8.1	7.8	8.0	8.3	8.6	8.3	8.5	8.8	9.1	
	Hi PR	231	248	262	273	259	279	294	307	294	317	335	349	335	361	381	397	377	406	429	447	417	448	474	494	
	Lo PR	106	113	123	131	112	119	130	139	116	124	135	144	122	130	142	151	128	136	149	158	133	141	154	164	
	MBh	20.9	21.4	22.8	24.4	20.4	20.9	22.3	23.8	19.9	20.4	21.8	23.3	19.4	19.9	21.2	22.7	18.5	18.9	20.2	21.6	17.1	17.5	18.7	20.0	
85	900	S/T	0.84	0.79	0.64	0.48	0.87	0.81	0.66	0.50	0.89	0.83	0.68	0.51	0.92	0.86	0.70	0.52	0.95	0.89	0.73	0.54	0.96	0.90	0.73	0.55
		ΔT	23	22	19	15	23	22	19	15	23	22	19	16	23	22	20	16	23	22	19	15	22	21	18	14
		kW	1.60	1.63	1.68	1.73	1.72	1.75	1.81	1.86	1.82	1.86	1.92	1.98	1.91	1.95	2.01	2.08	1.99	2.03	2.09	2.16	2.05	2.10	2.16	2.23
		Amps	5.7	5.9	6.0	6.3	6.2	6.3	6.5	6.8	6.7	6.9	7.1	7.4	7.2	7.3	7.6	7.9	7.6	7.8	8.1	8.4	8.1	8.3	8.6	8.9
		Hi PR	224	241	254	265	251	270	285	298	286	307	324	338	325	350	370	385	366	394	416	434	404	435	459	479
	800	Lo PR	103	109	119	127	109	116	126	134	113	120	131	140	119	126	138	147	124	132	144	154	129	137	149	159
		MBh	23.7	24.2	25.3	27.0	23.2	23.6	24.8	26.4	22.6	23.1	24.2	25.8	22.1	22.5	23.6	25.1	21.0	21.4	22.4	23.9	19.4	19.8	20.7	22.1
		S/T	0.95	0.92	0.83	0.67	0.99	0.95	0.86	0.70	1.00	0.98	0.88	0.72	1.00	1.00	0.91	0.74	1.00	1.00	0.95	0.77	1.00	1.00	0.95	0.77
		ΔT	23	23	22	19	23	23	22	19	23	23	22	19	23	23	22	19	21	22	22	19	20	20	20	17
		kW	1.66	1.70	1.75	1.80	1.79	1.82	1.88	1.94	1.89	1.93	1.99	2.06	1.99	2.03	2.09	2.16	2.07	2.11	2.18	2.25	2.14	2.18	2.25	2.33
700	Amps	6.0	6.1	6.3	6.6	6.5	6.6	6.8	7.1	7.0	7.2	7.4	7.7	7.5	7.7	7.9	8.2	8.0	8.2	8.5	8.8	8.5	8.7	9.0	9.3	
	Hi PR	235	253	267	279	264	284	300	313	300	323	341	356	342	368	389	405	385	414	437	456	425	457	483	504	
	Lo PR	108	115	126	134	114	122	133	141	119	126	138	147	125	133	145	154	131	139	152	162	135	144	157	167	
	MBh	23.0	23.5	24.6	26.2	22.5	22.9	24.0	25.6	22.0	22.4	23.5	25.0	21.4	21.9	22.9	24.4	20.4	20.8	21.7	23.2	18.9	19.2	20.1	21.5	
	S/T	0.91	0.88	0.79	0.64	0.94	0.91	0.82	0.67	0.97	0.93	0.84	0.68	1.00	0.96	0.87	0.71	1.00	1.00	0.90	0.73	1.00	1.00	0.91	0.74	
85	ΔT	24	24	22	19	24	24	23	20	24	24	23	20	25	24	23	20	23	24	23	20	22	22	21	18	
	kW	1.65	1.69	1.74	1.79	1.77	1.81	1.86	1.92	1.88	1.92	1.98	2.04	1.97	2.01	2.08	2.14	2.05	2.10	2.16	2.23	2.12	2.17	2.24	2.31	
	Amps	5.9	6.1	6.3	6.5	6.4	6.6	6.8	7.0	7.0	7.1	7.4	7.6	7.4	7.6	7.9	8.2	7.9	8.1	8.4	8.7	8.4	8.6	8.9	9.2	
	Hi PR	233	251	265	276	261	281	297	310	297	320	338	352	339	364	385	401	381	410	433	452	421	453	478	499	
	Lo PR	107	114	124	132	113	120	131	140	118	125	137	145	123	131	143	153	129	138	150	160	134	142	155	166	
800	MBh	21.3	21.7	22.7	24.2	20.8	21.2	22.2	23.7	20.3	20.7	21.7	23.1	19.8	20.2	21.1	22.5	18.8	19.2	20.1	21.4	17.4	17.7	18.6	19.8	
	S/T	0.88	0.85	0.76	0.62	0.91	0.88	0.79	0.64	0.93	0.90	0.81	0.66	0.96	0.93	0.84	0.68	1.00	0.96	0.87	0.71	1.00	0.97	0.88	0.71	
	ΔT	25	24	23	20	25	24	23	20	25	24	23	20	25	25	23	20	25	24	23	20	23	23	21	19	
	kW	1.61	1.65	1.70	1.75	1.73	1.77	1.82	1.88	1.83	1.87	1.93	1.99	1.93	1.97	2.03	2.09	2.00	2.05	2.11	2.18	2.07	2.11	2.18	2.25	
	Amps	5.8	5.9	6.1	6.3	6.2	6.4	6.6	6.8	6.8	6.9	7.2	7.4	7.2	7.4	7.7	7.9	7.7	7.9	8.1	8.5	8.2	8.4	8.6	9.0	
Hi PR	226	243	257	268	254	273	288	301	288	310	328	342	328	353	373	389	370	398	420	438	408	439	464	484		
Lo PR	104	110	121	128	110	117	127	136	114	121	132	141	120	127	139	148	126	134	146	155	130	138	151	161		

IDB: Entering Indoor Dry Bulb Temperature
 High and low pressures are measured at the liquid and suction service valves.
 Shaded area reflects AHRI conditions
 Amps = outdoor unit amps (comp.+fan)
 kW = Total system power

IDB		OUTDOOR AMBIENT TEMPERATURE																								
		65°F				75°F				85°F				95°F				105°F				115°F				
		59	63	67	71	59	63	67	71	59	63	67	71	59	63	67	71	59	63	67	71	59	63	67	71	
70	875	MBh	24.9	25.8	28.3	-	24.4	25.2	27.7	-	23.8	24.6	27.0	-	23.2	24.0	26.3	-	22.0	22.8	25.0	-	20.4	21.2	23.2	-
		S/T	0.72	0.60	0.42	-	0.74	0.62	0.43	-	0.76	0.64	0.44	-	0.79	0.66	0.46	-	0.82	0.68	0.47	-	0.82	0.69	0.48	-
		Δ T	19	16	12	-	19	16	13	-	19	16	13	-	19	17	13	-	19	16	12	-	18	15	12	-
		kW	1.60	1.64	1.70	-	1.74	1.78	1.85	-	1.87	1.91	1.98	-	1.97	2.02	2.10	-	2.07	2.12	2.20	-	2.15	2.20	2.28	-
		Amps	6.6	6.8	7.0	-	7.2	7.4	7.7	-	7.9	8.1	8.4	-	8.5	8.7	9.0	-	9.1	9.3	9.6	-	9.6	9.9	10.2	-
	Hi PR	209	224	237	-	234	252	266	-	266	286	303	-	303	326	345	-	341	367	388	-	377	406	428	-	
	Lo PR	103	109	119	-	109	116	126	-	113	120	131	-	119	126	138	-	124	132	144	-	128	137	149	-	
	MBh	27.0	28.0	30.7	-	26.4	27.4	30.0	-	25.8	26.7	29.3	-	25.1	26.1	28.5	-	23.9	24.7	27.1	-	22.1	22.9	25.1	-	
	S/T	0.74	0.62	0.43	-	0.77	0.64	0.45	-	0.79	0.66	0.46	-	0.82	0.68	0.47	-	0.85	0.71	0.49	-	0.85	0.71	0.49	-	
	Δ T	18	15	12	-	18	15	12	-	18	15	12	-	18	16	12	-	18	15	12	-	17	14	11	-	
kW	1.65	1.69	1.75	-	1.79	1.83	1.90	-	1.92	1.97	2.04	-	2.03	2.08	2.16	-	2.13	2.18	2.26	-	2.21	2.26	2.35	-		
Amps	6.8	7.0	7.3	-	7.4	7.6	7.9	-	8.1	8.3	8.6	-	8.7	9.0	9.3	-	9.3	9.6	9.9	-	9.9	10.2	10.6	-		
Hi PR	215	231	244	-	241	260	274	-	274	295	312	-	313	336	355	-	352	378	400	-	389	418	442	-		
Lo PR	106	113	123	-	112	119	130	-	116	124	135	-	122	130	142	-	128	136	149	-	132	141	154	-		
MBh	27.3	28.3	31.0	-	26.7	27.6	30.3	-	26.0	27.0	29.5	-	25.4	26.3	28.8	-	24.1	25.0	27.4	-	22.3	23.2	25.4	-		
S/T	0.76	0.63	0.44	-	0.79	0.66	0.45	-	0.81	0.67	0.47	-	0.83	0.70	0.48	-	0.86	0.72	0.50	-	0.87	0.73	0.50	-		
Δ T	17	15	11	-	17	15	11	-	17	15	11	-	17	15	11	-	17	15	11	-	16	14	10	-		
kW	1.65	1.69	1.75	-	1.80	1.84	1.91	-	1.92	1.97	2.04	-	2.04	2.09	2.16	-	2.13	2.18	2.26	-	2.21	2.27	2.35	-		
Amps	6.9	7.0	7.3	-	7.5	7.7	7.9	-	8.2	8.4	8.7	-	8.8	9.0	9.3	-	9.4	9.6	10.0	-	10.0	10.2	10.6	-		
Hi PR	216	232	245	-	242	260	275	-	275	296	313	-	314	337	356	-	353	380	401	-	390	419	443	-		
Lo PR	106	113	123	-	112	119	130	-	117	124	136	-	123	130	142	-	128	137	149	-	133	141	154	-		

IDB		OUTDOOR AMBIENT TEMPERATURE																								
		65°F				75°F				85°F				95°F				105°F				115°F				
		59	63	67	71	59	63	67	71	59	63	67	71	59	63	67	71	59	63	67	71	59	63	67	71	
75	875	MBh	25.4	26.1	28.3	30.3	24.8	25.5	27.6	29.6	24.2	24.9	26.9	28.9	23.6	24.3	26.3	28.2	22.4	23.1	25.0	26.8	20.8	21.4	23.1	24.8
		S/T	0.82	0.73	0.55	0.36	0.85	0.76	0.57	0.37	0.87	0.78	0.59	0.38	0.89	0.80	0.61	0.39	0.93	0.83	0.63	0.40	0.94	0.84	0.63	0.41
		Δ T	22	20	16	11	22	20	17	11	22	20	17	11	22	20	17	12	22	20	16	11	20	19	15	11
		kW	1.62	1.66	1.72	1.78	1.76	1.80	1.87	1.93	1.88	1.93	2.00	2.07	1.99	2.04	2.12	2.19	2.09	2.14	2.22	2.30	2.17	2.22	2.30	2.39
		Amps	6.7	6.9	7.1	7.4	7.3	7.5	7.7	8.1	8.0	8.2	8.5	8.8	8.6	8.8	9.1	9.5	9.2	9.4	9.7	10.1	9.7	10.0	10.4	10.8
	Hi PR	211	227	239	250	236	254	269	280	269	289	306	319	306	330	348	363	345	371	392	408	381	410	433	451	
	Lo PR	104	110	121	128	110	117	127	136	114	121	132	141	120	127	139	148	125	134	146	155	130	138	151	161	
	MBh	27.5	28.3	30.6	32.9	26.8	27.6	29.9	32.1	26.2	27.0	29.2	31.3	25.6	26.3	28.5	30.6	24.3	25.0	27.1	29.0	22.5	23.2	25.1	26.9	
	S/T	0.85	0.76	0.57	0.37	0.88	0.78	0.59	0.38	0.90	0.80	0.61	0.39	0.93	0.83	0.63	0.40	0.96	0.86	0.65	0.42	0.97	0.87	0.66	0.42	
	Δ T	20	19	15	11	21	19	16	11	21	19	16	11	21	19	16	11	20	19	15	11	19	18	14	10	
kW	1.66	1.70	1.76	1.83	1.81	1.85	1.92	1.99	1.94	1.98	2.06	2.13	2.05	2.10	2.18	2.26	2.15	2.20	2.28	2.36	2.23	2.28	2.37	2.46		
Amps	6.9	7.1	7.3	7.6	7.5	7.7	8.0	8.3	8.2	8.4	8.7	9.1	8.8	9.1	9.4	9.8	9.4	9.7	10.0	10.4	10.0	10.3	10.7	11.1		
Hi PR	217	234	247	257	244	262	277	289	277	298	315	329	316	340	359	374	355	382	404	421	393	422	446	465		
Lo PR	107	114	124	132	113	120	131	140	118	125	136	145	123	131	143	153	129	138	150	160	134	142	155	166		
MBh	27.8	28.6	30.9	33.2	27.1	27.9	30.2	32.4	26.5	27.2	29.5	31.6	25.8	26.6	28.8	30.9	24.5	25.3	27.3	29.3	22.7	23.4	25.3	27.2		
S/T	0.86	0.77	0.58	0.38	0.89	0.80	0.61	0.39	0.92	0.82	0.62	0.40	0.95	0.85	0.64	0.41	0.98	0.88	0.66	0.43	0.99	0.89	0.67	0.43		
Δ T	20	18	15	10	20	18	15	10	20	18	15	10	20	18	15	10	20	18	15	10	18	17	14	10		
kW	1.67	1.71	1.77	1.83	1.81	1.86	1.92	1.99	1.94	1.99	2.06	2.14	2.06	2.11	2.18	2.26	2.15	2.21	2.29	2.37	2.24	2.29	2.37	2.46		
Amps	6.9	7.1	7.4	7.7	7.5	7.7	8.0	8.3	8.2	8.5	8.8	9.1	8.9	9.1	9.4	9.8	9.5	9.7	10.1	10.5	10.1	10.3	10.7	11.1		
Hi PR	218	234	248	258	245	263	278	290	278	299	316	330	317	341	360	375	356	383	405	422	394	424	447	467		
Lo PR	107	114	125	133	113	121	132	140	118	125	137	146	124	132	144	153	130	138	151	161	134	143	156	166		

IDB: Entering Indoor Dry Bulb Temperature
 High and low pressures are measured at the liquid and suction service valves.
 Shaded area reflects ACCA (TVA) conditions
 Amps = outdoor unit amps (comp.+fan)
 kW = Total system power

IDB	AIRFLOW	OUTDOOR AMBIENT TEMPERATURE												ENTERING INDOOR WET BULB TEMPERATURE											
		65°F				75°F				85°F				95°F				105°F				115°F			
		59	63	67	71	59	63	67	71	59	63	67	71	59	63	67	71	59	63	67	71	59	63	67	71
80	Mbh	25.8	26.4	28.2	30.1	25.2	25.8	27.5	29.4	24.6	25.1	26.9	28.7	24.0	24.5	26.2	28.0	22.8	23.3	24.9	26.6	21.1	21.6	23.1	24.7
	S/T	0.89	0.84	0.68	0.5	0.93	0.87	0.71	0.53	0.95	0.89	0.73	0.5	0.98	0.92	0.75	0.56	1.02	0.96	0.78	0.6	1.03	0.96	0.78	0.59
	ΔT	24	23	20	16	25	24	20	16	25	24	20	16	25	24	21	16	24	23	20	16	23	22	19	15
	kW	1.63	1.67	1.73	1.8	1.77	1.82	1.88	1.95	1.90	1.95	2.02	2.1	2.01	2.06	2.14	2.21	2.11	2.16	2.24	2.3	2.19	2.24	2.32	2.41
	Amps	6.8	6.9	7.2	7.5	7.4	7.6	7.8	8.1	8.1	8.3	8.6	8.9	8.7	8.9	9.2	9.6	9.2	9.5	9.8	10.2	9.8	10.1	10.5	10.9
	Hi PR	213	229	242	252.3	239	257	271	283	272	292	309	322.0	309	333	352	367	348	375	396	412.5	385	414	437	456
	Lo PR	105	112	122	129.7	111	118	129	137	115	123	134	142.4	121	129	140	150	127	135	147	156.8	131	139	152	162
	Mbh	28.0	28.6	30.5	32.6	27.3	27.9	29.8	31.9	26.7	27.2	29.1	31.1	26.0	26.6	28.4	30.4	24.7	25.3	27.0	28.8	22.9	23.4	25.0	26.7
	S/T	0.93	0.87	0.71	0.5	0.96	0.90	0.73	0.55	0.99	0.92	0.75	0.6	1.00	0.95	0.78	0.58	1.00	0.99	0.81	0.6	1.00	1.00	0.81	0.61
	ΔT	23	22	19	15	23	22	19	15	23	22	19	15	23	22	19	15	22	22	19	15	20	20	18	14
	kW	1.68	1.72	1.78	1.8	1.82	1.87	1.94	2.01	1.95	2.00	2.07	2.2	2.07	2.12	2.20	2.28	2.17	2.22	2.30	2.4	2.25	2.31	2.39	2.48
	Amps	7.0	7.2	7.4	7.7	7.6	7.8	8.1	8.4	8.3	8.5	8.8	9.2	8.9	9.1	9.5	9.9	9.5	9.8	10.1	10.5	10.1	10.4	10.8	11.2
Hi PR	219	236	249	260.1	246	265	280	292	280	301	318	331.9	319	343	362	378	359	386	408	425.3	396	427	451	470	
Lo PR	108	115	126	133.7	114	122	133	141	119	126	138	146.8	125	133	145	154	131	139	152	161.6	135	144	157	167	
85	Mbh	26.3	26.8	28.0	29.9	25.7	26.1	27.4	29.2	25.0	25.5	26.7	28.5	24.4	24.9	26.1	27.8	23.2	23.7	24.8	26.4	21.5	21.9	23.0	24.5
	S/T	0.94	0.90	0.82	0.66	0.97	0.94	0.85	0.69	1.00	0.96	0.87	0.70	1.00	0.99	0.90	0.73	1.00	1.00	0.93	0.75	1.00	1.00	0.94	0.76
	ΔT	26	25	24	21	26	26	24	21	26	26	24	21	26	26	25	21	24	25	24	21	23	23	23	20
	kW	1.65	1.69	1.75	1.81	1.79	1.83	1.90	1.97	1.92	1.96	2.04	2.11	2.03	2.08	2.16	2.24	2.13	2.18	2.26	2.34	2.21	2.26	2.35	2.43
	Amps	6.8	7.0	7.3	7.6	7.4	7.6	7.9	8.2	8.1	8.3	8.6	9.0	8.7	9.0	9.3	9.7	9.3	9.6	9.9	10.3	9.9	10.2	10.6	11.0
	Hi PR	215	231	244	255	241	260	274	286	274	295	312	325	312	336	355	370	352	378	399	417	388	418	441	460
	Lo PR	106	113	123	131	112	119	130	138	116	124	135	144	122	130	142	151	128	136	149	158	132	141	154	164
	Mbh	28.5	29.0	30.4	32.4	27.8	28.3	29.7	31.7	27.1	27.7	29.0	30.9	26.5	27.0	28.3	30.1	25.1	25.6	26.8	28.6	23.3	23.7	24.9	26.5
	S/T	0.97	0.94	0.85	0.69	1.00	0.97	0.88	0.71	1.00	1.00	0.90	0.73	1.00	1.00	0.93	0.75	1.00	1.00	0.96	0.78	1.00	1.00	0.97	0.79
	ΔT	24	24	23	19	24	24	23	20	24	24	23	20	23	24	23	20	22	22	23	20	20	21	21	18
	kW	1.69	1.73	1.80	1.86	1.84	1.89	1.95	2.03	1.97	2.02	2.09	2.17	2.09	2.14	2.22	2.30	2.19	2.24	2.32	2.41	2.27	2.33	2.41	2.50
	Amps	7.0	7.2	7.5	7.8	7.7	7.9	8.1	8.5	8.4	8.6	8.9	9.3	9.0	9.2	9.6	10.0	9.6	9.9	10.2	10.6	10.2	10.5	10.9	11.3
Hi PR	222	239	252	263	249	268	283	295	283	304	321	335	322	347	366	382	362	390	412	430	400	431	455	475	
Lo PR	109	116	127	135	115	123	134	143	120	128	139	148	126	134	146	156	132	140	153	163	137	145	159	169	
Mbh	28.7	29.3	30.7	32.7	28.1	28.6	30.0	32.0	27.4	27.9	29.3	31.2	26.7	27.3	28.5	30.4	25.4	25.9	27.1	28.9	23.5	24.0	25.1	26.8	
S/T	0.99	0.96	0.86	0.70	1.00	0.99	0.90	0.73	1.00	1.00	0.92	0.74	1.00	1.00	0.95	0.77	1.00	1.00	0.98	0.80	1.00	1.00	0.99	0.80	
ΔT	23	23	22	19	23	23	22	19	22	23	22	19	22	22	22	19	21	21	22	19	19	20	20	18	
kW	1.70	1.74	1.80	1.87	1.85	1.89	1.96	2.03	1.98	2.03	2.10	2.18	2.09	2.15	2.22	2.31	2.19	2.25	2.33	2.42	2.28	2.33	2.42	2.51	
Amps	7.1	7.2	7.5	7.8	7.7	7.9	8.2	8.5	8.4	8.6	8.9	9.3	9.0	9.3	9.6	10.0	9.7	9.9	10.3	10.7	10.3	10.5	10.9	11.4	
Hi PR	222	239	253	263	249	268	283	296	284	305	322	336	323	348	367	383	364	391	413	431	402	432	456	476	
Lo PR	110	117	127	135	116	123	134	143	120	128	140	149	126	134	147	156	132	141	154	164	137	146	159	169	

IDB: Entering Indoor Dry Bulb Temperature
 High and low pressures are measured at the liquid and suction service valves.
 Shaded area reflects AHRI conditions
 Amps = outdoor unit amps (comp.+fan)
 kW = Total system power

IDB		OUTDOOR AMBIENT TEMPERATURE																								
		65				75				85				95				105				115				
		59	63	67	71	59	63	67	71	59	63	67	71	59	63	67	71	59	63	67	71	59	63	67	71	
1350		MBh	32.9	34.1	37.4	-	32.2	33.3	36.5	-	31.4	32.5	35.7	-	30.6	31.7	34.8	-	29.1	30.2	33.0	-	27.0	27.9	30.6	-
		S/T	0.77	0.65	0.45	-	0.80	0.67	0.46	-	0.82	0.69	0.48	-	0.85	0.71	0.49	-	0.88	0.74	0.51	-	0.89	0.74	0.51	-
		Δ T	17	15	11	-	18	15	12	-	18	15	12	-	18	15	12	-	17	15	11	-	16	14	11	-
1200		kW	2.44	2.49	2.55	-	2.61	2.65	2.73	-	2.75	2.80	2.88	-	2.88	2.94	3.02	-	2.99	3.05	3.14	-	3.08	3.14	3.24	-
		/anos	9.7	9.9	10.0	-	10.1	10.3	10.5	-	10.6	10.8	11.0	-	11.0	11.2	11.4	-	11.4	11.6	11.8	-	11.8	12.0	12.2	-
		Hi PR	183	197	208	-	205	221	234	-	234	252	266	-	266	286	302	-	299	322	340	-	331	356	376	-
		Lo PR	95	101	110	-	100	107	117	-	104	111	121	-	110	117	127	-	115	122	134	-	119	126	138	-
70		MBh	32.0	33.1	36.3	-	31.2	32.4	35.5	-	30.5	31.6	34.6	-	29.7	30.8	33.8	-	28.2	29.3	32.1	-	26.2	27.1	29.7	-
		S/T	0.74	0.62	0.43	-	0.76	0.64	0.44	-	0.78	0.65	0.45	-	0.81	0.68	0.47	-	0.84	0.70	0.49	-	0.85	0.71	0.49	-
		Δ T	18	16	12	-	18	16	12	-	18	16	12	-	18	16	12	-	18	16	12	-	17	15	11	-
1050		kW	2.42	2.47	2.54	-	2.59	2.64	2.71	-	2.73	2.78	2.86	-	2.86	2.91	3.00	-	2.96	3.02	3.11	-	3.06	3.12	3.21	-
		/anos	9.7	9.8	10.0	-	10.1	10.2	10.4	-	10.6	10.7	10.9	-	11.0	11.1	11.3	-	11.4	11.5	11.8	-	11.8	11.9	12.2	-
		Hi PR	181	195	206	-	203	219	231	-	231	249	263	-	264	284	299	-	296	319	337	-	328	353	372	-
		Lo PR	94	100	109	-	99	106	116	-	103	110	120	-	109	116	126	-	114	121	132	-	118	125	137	-
1050		MBh	29.5	30.6	33.5	-	28.8	29.9	32.7	-	28.1	29.2	31.9	-	27.4	28.4	31.2	-	26.1	27.0	29.6	-	24.2	25.0	27.4	-
		S/T	0.71	0.59	0.41	-	0.74	0.62	0.43	-	0.76	0.63	0.44	-	0.78	0.65	0.45	-	0.81	0.68	0.47	-	0.82	0.68	0.47	-
		Δ T	18	16	12	-	19	16	12	-	19	16	12	-	19	16	12	-	18	16	12	-	17	15	11	-
1050		kW	2.37	2.42	2.48	-	2.53	2.58	2.65	-	2.67	2.72	2.80	-	2.79	2.85	2.93	-	2.90	2.96	3.04	-	2.99	3.05	3.14	-
		/anos	9.6	9.7	9.8	-	10.0	10.1	10.3	-	10.4	10.5	10.7	-	10.8	10.9	11.1	-	11.2	11.3	11.6	-	11.6	11.7	12.0	-
		Hi PR	176	189	200	-	197	212	224	-	224	242	255	-	256	275	291	-	288	309	327	-	318	342	361	-
		Lo PR	91	97	106	-	96	103	112	-	100	107	116	-	105	112	122	-	110	117	128	-	114	121	133	-

IDB		OUTDOOR AMBIENT TEMPERATURE																								
		65				75				85				95				105				115				
		59	63	67	71	59	63	67	71	59	63	67	71	59	63	67	71	59	63	67	71	59	63	67	71	
1350		MBh	33.5	34.5	37.3	40.0	32.7	33.7	36.4	39.1	31.9	32.9	35.6	38.2	31.1	32.1	34.7	37.3	29.6	30.5	33.0	35.4	27.4	28.2	30.5	32.8
		S/T	0.88	0.79	0.60	0.38	0.91	0.81	0.62	0.40	0.93	0.84	0.63	0.41	0.96	0.86	0.65	0.42	1.00	0.90	0.68	0.44	1.00	0.90	0.68	0.44
		Δ T	20	18	15	10	20	19	15	11	20	19	15	11	20	19	15	11	20	19	15	11	20	19	15	10
1200		kW	2.46	2.50	2.57	2.65	2.62	2.67	2.75	2.83	2.77	2.82	2.91	2.99	2.90	2.96	3.04	3.14	3.01	3.07	3.16	3.26	3.10	3.17	3.26	3.36
		/anos	9.8	9.9	10.1	10.3	10.2	10.3	10.5	10.7	10.7	10.8	11.0	11.3	11.1	11.2	11.4	11.7	11.5	11.7	11.9	12.2	11.9	12.1	12.3	12.6
		Hi PR	185	199	210	219	208	223	236	246	236	254	268	280	269	289	306	319	303	326	344	359	334	360	380	396
		Lo PR	96	102	112	119	101	108	118	126	105	112	123	130	111	118	129	137	116	124	135	144	120	128	139	149
75		MBh	32.5	33.5	36.2	38.9	31.8	32.7	35.4	38.0	31.0	31.9	34.5	37.1	30.2	31.1	33.7	36.2	28.7	29.6	32.0	34.4	26.6	27.4	29.7	31.8
		S/T	0.84	0.75	0.57	0.37	0.87	0.78	0.59	0.38	0.89	0.80	0.60	0.39	0.92	0.82	0.62	0.40	0.95	0.85	0.65	0.42	0.96	0.86	0.65	0.42
		Δ T	21	19	16	11	21	19	16	11	21	19	16	11	21	20	16	11	21	19	16	11	20	18	15	10
1200		kW	2.44	2.49	2.56	2.63	2.61	2.66	2.73	2.81	2.75	2.80	2.89	2.97	2.88	2.94	3.02	3.11	2.99	3.05	3.14	3.23	3.08	3.14	3.24	3.34
		/anos	9.7	9.9	10.0	10.2	10.1	10.3	10.5	10.7	10.6	10.8	11.0	11.2	11.0	11.2	11.4	11.6	11.4	11.6	11.8	12.1	11.8	12.0	12.2	12.5
		Hi PR	183	197	208	217	206	221	234	244	234	252	266	277	266	287	303	316	300	322	340	355	331	356	376	392
		Lo PR	95	101	110	118	100	107	117	124	104	111	121	129	110	117	127	136	115	122	134	142	119	127	138	147
1050		MBh	30.0	30.9	33.4	35.9	29.3	30.2	32.7	35.1	28.6	29.5	31.9	34.2	27.9	28.7	31.1	33.4	26.5	27.3	29.6	31.7	24.6	25.3	27.4	29.4
		S/T	0.81	0.72	0.55	0.35	0.84	0.75	0.57	0.36	0.86	0.77	0.58	0.37	0.89	0.79	0.60	0.39	0.92	0.82	0.62	0.40	0.93	0.83	0.63	0.40
		Δ T	21	20	16	11	21	20	16	11	22	20	16	11	22	20	16	11	21	20	16	11	20	18	15	10
1050		kW	2.39	2.43	2.50	2.57	2.55	2.60	2.67	2.75	2.69	2.74	2.82	2.90	2.81	2.87	2.95	3.04	2.92	2.98	3.07	3.16	3.01	3.07	3.16	3.26
		/anos	9.6	9.7	9.9	10.1	10.0	10.1	10.3	10.5	10.5	10.6	10.8	11.0	10.8	11.0	11.2	11.4	11.2	11.4	11.6	11.9	11.6	11.8	12.0	12.3
		Hi PR	178	191	202	211	199	215	227	236	227	244	258	269	258	278	293	306	291	313	330	344	321	345	365	380
		Lo PR	92	98	107	114	97	104	113	121	101	108	118	125	106	113	124	132	112	119	130	138	115	123	134	143

IDB: Entering Indoor Dry Bulb Temperature
 High and low pressures are measured at the liquid and suction service valves.
 Shaded area reflects ACCA (TVA) conditions
 kW = Total system power
 Design Subcooling 9 ±3 °F @ the liquid service valve, ARI95 test conditions
 Amps = outdoor unit amps (comp.+fan)

IDB		OUTDOOR AMBIENT TEMPERATURE												ENTERING INDOOR WET BULB TEMPERATURE												
		65°F				75°F				85°F				95°F				105°F				115°F				
		59	63	67	71	59	63	67	71	59	63	67	71	59	63	67	71	59	63	67	71	59	63	67	71	
1350	MBh	34.1	34.8	37.2	39.8	33.3	34.0	36.3	38.8	32.5	33.2	35.5	37.9	31.7	32.4	34.6	37.0	30.1	30.8	32.9	35.1	27.9	28.5	30.5	32.6	
	S/T	0.96	0.90	0.74	0.6	1.00	0.94	0.76	0.57	1.00	0.96	0.78	0.6	1.00	1.00	0.81	0.60	1.00	1.00	0.84	0.6	1.00	1.00	0.84	0.63	
	Δ T	22	21	19	15	23	22	19	15	22	22	19	15	22	22	19	15	21	21	19	15	19	19	18	14	
	kW	2.48	2.52	2.59	2.7	2.64	2.69	2.77	2.85	2.79	2.85	2.93	3.0	2.92	2.98	3.07	3.16	3.03	3.09	3.19	3.3	3.13	3.19	3.29	3.39	
	/anos	9.8	10.0	10.1	10.3	10.2	10.4	10.6	10.8	10.7	10.9	11.1	11.3	11.1	11.3	11.5	11.8	11.5	11.7	12.0	12.2	12.0	12.1	12.4	12.7	
	Hi PR	187	201	212	221.5	210	226	238	249	238	257	271	282.7	272	292	309	322	306	329	347	362.2	338	363	384	400	
	Lo PR	97	103	113	120.0	103	109	119	127	107	113	124	131.8	112	119	130	138	117	125	136	145.1	121	129	141	150	
	80	MBh	33.1	33.8	36.1	38.6	32.3	33.0	35.3	37.7	31.5	32.2	34.4	36.8	30.8	31.4	33.6	35.9	29.2	29.9	31.9	34.1	27.1	27.7	29.6	31.6
		S/T	0.92	0.86	0.70	0.5	0.95	0.89	0.73	0.54	0.98	0.92	0.75	0.6	1.00	0.95	0.77	0.58	1.00	0.98	0.80	0.6	1.00	0.99	0.81	0.60
		Δ T	23	22	19	16	24	23	20	16	24	23	20	16	24	23	20	16	22	22	20	16	21	21	18	15
kW		2.46	2.50	2.57	2.6	2.62	2.67	2.75	2.83	2.77	2.82	2.91	3.0	2.90	2.96	3.05	3.14	3.01	3.07	3.16	3.3	3.10	3.17	3.26	3.36	
/anos		9.8	9.9	10.1	10.3	10.2	10.3	10.5	10.7	10.7	10.8	11.0	11.3	11.1	11.2	11.5	11.7	11.5	11.7	11.9	12.2	11.9	12.1	12.3	12.6	
Hi PR		185	199	210	219.3	208	223	236	246	236	254	268	279.9	269	289	306	319	303	326	344	358.6	334	360	380	396	
Lo PR		96	102	112	118.8	102	108	118	126	105	112	123	130.5	111	118	129	137	116	124	135	143.6	120	128	140	149	
1050		MBh	30.5	31.2	33.3	35.6	29.8	30.5	32.6	34.8	29.1	29.8	31.8	34.0	28.4	29.0	31.0	33.2	27.0	27.6	29.5	31.5	25.0	25.5	27.3	29.2
		S/T	0.89	0.83	0.68	0.5	0.92	0.86	0.70	0.52	0.94	0.88	0.72	0.5	0.97	0.91	0.74	0.55	1.01	0.95	0.77	0.6	1.02	0.95	0.78	0.58
		Δ T	24	23	20	16	24	23	20	16	24	23	20	16	24	23	20	16	24	23	20	16	22	21	19	15
	kW	2.41	2.45	2.52	2.6	2.57	2.62	2.69	2.77	2.71	2.76	2.84	2.9	2.84	2.89	2.98	3.07	2.94	3.00	3.09	3.2	3.03	3.10	3.19	3.29	
	/anos	9.7	9.8	9.9	10.1	10.0	10.2	10.4	10.6	10.5	10.6	10.8	11.1	10.9	11.1	11.3	11.5	11.3	11.5	11.7	11.9	11.7	11.9	12.1	12.4	
	Hi PR	179	193	204	212.7	201	217	229	239	229	246	260	271.5	261	281	296	309	293	316	333	347.8	324	349	368	384	
	Lo PR	93	99	108	115.3	98	105	114	122	102	109	119	126.6	107	114	125	133	113	120	131	139.3	117	124	135	144	
	1350	MBh	34.7	35.3	37.0	39.5	33.9	34.5	36.2	38.6	33.1	33.7	35.3	37.7	32.3	32.9	34.4	36.7	30.6	31.2	32.7	34.9	28.4	28.9	30.3	32.3
		S/T	1.00	0.98	0.88	0.71	1.00	1.00	0.91	0.74	1.00	1.00	0.94	0.76	1.00	1.00	0.97	0.78	1.00	1.00	1.00	0.81	1.00	1.00	1.00	0.82
		Δ T	24	23	22	19	23	24	22	19	23	23	22	19	22	22	23	20	21	21	22	19	19	20	21	18
kW		2.49	2.54	2.61	2.68	2.66	2.71	2.79	2.87	2.81	2.87	2.95	3.04	2.94	3.00	3.09	3.19	3.06	3.12	3.21	3.31	3.15	3.22	3.31	3.42	
/anos		9.9	10.0	10.2	10.4	10.3	10.4	10.6	10.8	10.8	10.9	11.1	11.4	11.2	11.4	11.6	11.8	11.6	11.8	12.0	12.3	12.0	12.2	12.5	12.7	
Hi PR		189	203	214	224	212	228	241	251	241	259	274	285	274	295	312	325	309	332	351	366	341	367	387	404	
Lo PR		98	104	114	121	104	110	120	128	108	114	125	133	113	120	131	140	118	126	138	147	123	130	142	152	
1200		MBh	33.7	34.3	35.9	38.3	32.9	33.5	35.1	37.5	32.1	32.7	34.3	36.6	31.3	31.9	33.4	35.7	29.7	30.3	31.8	33.9	27.6	28.1	29.4	31.4
		S/T	0.96	0.93	0.84	0.68	1.00	0.96	0.87	0.71	1.00	0.99	0.89	0.72	1.00	1.00	0.92	0.75	1.00	1.00	0.96	0.78	1.00	1.00	0.96	0.78
		Δ T	25	24	23	20	25	25	23	20	25	25	23	20	24	24	24	20	23	23	23	20	21	22	22	19
	kW	2.48	2.52	2.59	2.67	2.64	2.69	2.77	2.85	2.79	2.85	2.93	3.02	2.92	2.98	3.07	3.16	3.03	3.09	3.19	3.28	3.13	3.19	3.29	3.39	
	/anos	9.8	10.0	10.1	10.3	10.2	10.4	10.6	10.8	10.7	10.9	11.1	11.3	11.1	11.3	11.5	11.8	11.5	11.7	12.0	12.2	12.0	12.1	12.4	12.7	
	Hi PR	187	201	212	221	210	226	238	249	238	257	271	283	272	292	309	322	306	329	347	362	338	363	384	400	
	Lo PR	97	103	113	120	103	109	119	127	107	113	124	132	112	119	130	138	117	125	136	145	121	129	141	150	
	1050	MBh	31.1	31.7	33.2	35.4	30.3	30.9	32.4	34.6	29.6	30.2	31.6	33.7	28.9	29.5	30.9	32.9	27.5	28.0	29.3	31.3	25.4	25.9	27.2	29.0
		S/T	0.93	0.90	0.81	0.66	0.96	0.93	0.84	0.68	0.99	0.95	0.86	0.70	1.00	0.98	0.89	0.72	1.00	1.00	0.92	0.75	1.00	1.00	0.93	0.75
		Δ T	25	25	24	20	26	25	24	21	26	25	24	21	25	25	24	21	24	25	24	20	22	23	22	19
kW		2.42	2.47	2.54	2.61	2.59	2.64	2.71	2.79	2.73	2.78	2.86	2.95	2.86	2.91	3.00	3.09	2.96	3.02	3.11	3.21	3.06	3.12	3.21	3.31	
/anos		9.7	9.8	10.0	10.2	10.1	10.2	10.4	10.6	10.6	10.7	10.9	11.1	11.0	11.1	11.3	11.6	11.4	11.5	11.7	12.0	11.8	11.9	12.2	12.5	
Hi PR		181	195	206	215	203	219	231	241	231	249	263	274	263	284	299	312	296	319	337	351	327	352	372	388	
Lo PR		94	100	109	116	99	106	115	123	103	110	120	128	109	115	126	134	114	121	132	141	118	125	137	146	

IDB: Entering Indoor Dry Bulb Temperature
 High and low pressures are measured at the liquid and suction service valves.
 Shaded area reflects AHRI conditions
 kW = Total system power
 Design Subcooling 9 ±3 °F @ the liquid service valve, ARI 95 test conditions
 Amps = outdoor unit amps (comp.+fan)

IDB		OUTDOOR AMBIENT TEMPERATURE																								
		65°F				75°F				85°F				95°F				105°F				115°F				
		59	63	67	71	59	63	67	71	59	63	67	71	59	63	67	71	59	63	67	71	59	63	67	71	
70	AIRFLOW	MBh	36.0	37.3	40.9	-	35.2	36.4	39.9	-	34.3	35.6	39.0	-	33.5	34.7	38.0	-	31.8	33.0	36.1	-	29.5	30.5	33.5	-
		S/T	0.69	0.57	0.40	-	0.71	0.59	0.41	-	0.73	0.61	0.42	-	0.75	0.63	0.44	-	0.78	0.65	0.45	-	0.79	0.66	0.46	-
	1225	ΔT	19	16	12	-	19	16	12	-	19	16	12	-	19	16	12	-	19	16	12	-	17	15	11	-
		kW	2.78	2.84	2.92	-	2.98	3.04	3.13	-	3.15	3.21	3.31	-	3.30	3.37	3.47	-	3.43	3.50	3.61	-	3.54	3.61	3.73	-
	Amps	Hi PR	10.7	10.9	11.2	-	11.5	11.8	12.1	-	12.5	12.7	13.2	-	13.3	13.6	14.0	-	14.1	14.5	14.9	-	14.9	15.3	15.8	-
		Lo PR	209	225	238	-	235	253	267	-	267	288	304	-	304	328	346	-	343	369	389	-	378	407	430	-
	Lo PR	101	107	117	-	106	113	124	-	111	118	129	-	116	124	135	-	122	130	141	-	126	134	146	-	
		MBh	39.0	40.4	44.3	-	38.1	39.5	43.3	-	37.2	38.5	42.2	-	36.3	37.6	41.2	-	34.5	35.7	39.1	-	31.9	33.1	36.3	-
	1400	S/T	0.71	0.59	0.41	-	0.74	0.62	0.43	-	0.76	0.63	0.44	-	0.78	0.65	0.45	-	0.81	0.68	0.47	-	0.82	0.68	0.47	-
		ΔT	18	16	12	-	18	16	12	-	18	16	12	-	19	16	12	-	18	16	12	-	17	15	11	-
kW	2.84	2.90	2.98	-	3.05	3.11	3.20	-	3.22	3.29	3.39	-	3.38	3.45	3.55	-	3.51	3.58	3.70	-	3.63	3.70	3.82	-		
	Amps	10.9	11.2	11.6	-	11.8	12.1	12.5	-	12.8	13.1	13.5	-	13.7	14.0	14.4	-	14.5	14.9	15.3	-	15.4	15.7	16.2	-	
Hi PR	216	232	245	-	242	261	275	-	276	297	313	-	314	338	357	-	353	380	401	-	390	420	443	-		
	Lo PR	104	111	121	-	110	117	127	-	114	121	132	-	120	127	139	-	126	134	146	-	130	138	151	-	
1575	MBh	40.2	41.6	45.6	-	39.2	40.7	44.6	-	38.3	39.7	43.5	-	37.4	38.7	42.4	-	35.5	36.8	40.3	-	32.9	34.1	37.3	-	
	S/T	0.75	0.62	0.43	-	0.77	0.65	0.45	-	0.79	0.66	0.46	-	0.82	0.68	0.47	-	0.85	0.71	0.49	-	0.86	0.72	0.50	-	
ΔT	18	15	11	-	18	15	12	-	18	15	12	-	18	15	12	-	18	15	12	-	16	14	11	-		
	kW	2.87	2.92	3.01	-	3.07	3.13	3.22	-	3.25	3.31	3.41	-	3.41	3.48	3.58	-	3.54	3.61	3.73	-	3.66	3.73	3.85	-	
Amps	Hi PR	11.0	11.3	11.7	-	11.9	12.2	12.6	-	12.9	13.2	13.6	-	13.8	14.1	14.6	-	14.6	15.0	15.5	-	15.5	15.9	16.4	-	
	Lo PR	218	235	248	-	245	263	278	-	278	300	316	-	317	341	360	-	357	384	405	-	394	424	448	-	
Lo PR	105	112	122	-	111	118	129	-	115	123	134	-	121	129	141	-	127	135	147	-	131	140	152	-		

75	AIRFLOW	MBh	34.1	35.1	38.0	40.7	34.1	35.1	38.0	40.7	34.1	35.1	38.0	40.7	34.1	35.1	38.0	40.7	32.4	33.3	36.1	38.7	30.0	30.9	33.4	35.8
		S/T	0.86	0.77	0.58	0.37	0.86	0.77	0.58	0.37	0.86	0.77	0.58	0.37	0.86	0.77	0.58	0.37	0.89	0.79	0.60	0.39	0.90	0.80	0.61	0.39
	1225	ΔT	22	20	17	11	22	20	16	11	22	20	16	11	22	20	16	11	22	20	16	11	20	19	15	10
		kW	3.33	3.39	3.50	3.61	3.33	3.39	3.50	3.61	3.33	3.39	3.50	3.61	3.33	3.39	3.50	3.61	3.46	3.53	3.64	3.75	3.57	3.64	3.76	3.88
	Amps	Hi PR	13.4	13.7	14.2	14.7	13.4	13.7	14.2	14.7	13.4	13.7	14.2	14.7	13.4	13.7	14.2	14.7	14.2	14.6	15.1	15.6	15.1	15.4	15.9	16.5
		Lo PR	308	331	350	365	308	331	350	365	308	331	350	365	308	331	350	365	346	372	393	410	382	411	434	453
	Lo PR	117	125	136	145	117	125	136	145	117	125	136	145	117	125	136	145	123	131	143	152	127	135	148	157	
		MBh	36.9	38.0	41.1	44.1	36.9	38.0	41.1	44.1	36.9	38.0	41.1	44.1	36.9	38.0	41.1	44.1	35.1	36.1	39.1	41.9	32.5	33.4	36.2	38.8
	1400	S/T	0.89	0.79	0.60	0.39	0.89	0.79	0.60	0.39	0.89	0.79	0.60	0.39	0.89	0.79	0.60	0.39	0.92	0.82	0.62	0.40	0.93	0.83	0.63	0.40
		ΔT	22	20	16	11	22	20	16	11	22	20	16	11	22	20	16	11	21	20	16	11	20	18	15	10
kW	3.41	3.48	3.58	3.70	3.41	3.48	3.58	3.70	3.41	3.48	3.58	3.70	3.41	3.48	3.58	3.70	3.54	3.61	3.73	3.84	3.66	3.73	3.85	3.97		
	Amps	13.8	14.1	14.6	15.1	13.8	14.1	14.6	15.1	13.8	14.1	14.6	15.1	13.8	14.1	14.6	15.1	14.6	15.0	15.5	16.1	15.5	15.9	16.4	17.0	
Hi PR	317	341	360	376	317	341	360	376	317	341	360	376	317	341	360	376	357	384	405	423	394	424	448	467		
	Lo PR	121	129	141	150	121	129	141	150	121	129	141	150	121	129	141	150	127	135	147	157	131	140	152	162	
1575	MBh	38.0	39.1	42.4	45.5	38.0	39.1	42.4	45.5	38.0	39.1	42.4	45.5	38.0	39.1	42.4	45.5	36.1	37.2	40.2	43.2	33.4	34.4	37.3	40.0	
	S/T	0.93	0.83	0.63	0.41	0.93	0.83	0.63	0.41	0.93	0.83	0.63	0.41	0.93	0.83	0.63	0.41	0.97	0.86	0.65	0.42	0.97	0.87	0.66	0.42	
ΔT	21	19	15	11	21	19	15	11	21	19	15	11	21	19	15	11	20	19	15	11	19	18	14	10		
	kW	3.43	3.50	3.61	3.72	3.43	3.50	3.61	3.72	3.43	3.50	3.61	3.72	3.43	3.50	3.61	3.72	3.57	3.64	3.76	3.87	3.68	3.76	3.88	4.00	
Amps	Hi PR	13.9	14.2	14.7	15.2	13.9	14.2	14.7	15.2	13.9	14.2	14.7	15.2	13.9	14.2	14.7	15.2	14.8	15.1	15.6	16.2	15.6	16.0	16.5	17.2	
	Lo PR	320	345	364	380	320	345	364	380	320	345	364	380	320	345	364	380	360	388	409	427	398	428	452	472	
Lo PR	122	130	142	151	122	130	142	151	122	130	142	151	122	130	142	151	128	136	149	158	133	141	154	164		

Shaded area reflects ACCA (TVA) conditions
 Amps = outdoor unit amps (comp.+fan)
 kW = Total system power

IDB		OUTDOOR AMBIENT TEMPERATURE																																									
		65°F						75°F						85°F						95°F						105°F						115°F											
		59	63	67	71	75	79	59	63	67	71	75	79	59	63	67	71	75	79	59	63	67	71	75	79	59	63	67	71	75	79	59	63	67	71	75	79						
		ENTERING INDOOR WET BULB TEMPERATURE																																									
80	AIRFLOW	59	63	67	71	75	79	59	63	67	71	75	79	59	63	67	71	75	79	59	63	67	71	75	79	59	63	67	71	75	79	59	63	67	71	75	79	59	63	67	71	75	79
	MBh	37.3	38.1	40.7	43.5	46.4	49.2	36.4	37.2	39.7	42.5	45.3	48.1	35.5	36.3	38.8	41.5	44.2	46.9	34.7	35.4	37.8	40.5	43.2	45.9	32.9	33.6	36.0	38.4	40.9	43.4	30.5	31.2	33.3	35.6	38.1	40.6	30.5	31.2	33.3	35.6	38.1	40.6
	S/T	0.86	0.80	0.65	0.49	0.89	0.83	0.83	0.77	0.62	0.46	0.91	0.85	0.91	0.85	0.69	0.52	0.94	0.88	0.94	0.88	0.72	0.54	0.97	0.91	0.97	0.91	0.74	0.56	0.99	0.93	0.98	0.92	0.75	0.56	0.98	0.92	0.98	0.92	0.75	0.56	0.98	0.92
	Δ T	24	23	20	16	24	23	24	23	20	16	24	23	24	23	20	16	24	23	24	23	20	16	24	23	24	23	20	16	24	23	22	22	19	15	22	22	22	22	19	15	22	22
	kW	2.82	2.88	2.96	3.05	3.02	3.08	3.02	3.08	3.17	3.27	3.20	3.26	3.20	3.26	3.36	3.46	3.35	3.42	3.35	3.42	3.53	3.64	3.48	3.56	3.48	3.56	3.67	3.78	3.60	3.67	3.60	3.67	3.79	3.91	3.72	3.79						
	Amps	10.8	11.1	11.4	11.9	11.7	12.0	12.0	12.3	12.7	13.2	12.7	13.0	12.7	13.0	13.4	13.9	13.5	13.8	13.5	13.8	14.3	14.8	14.4	14.7	14.4	14.7	15.2	15.8	15.2	15.6	15.2	15.6	16.1	16.7	15.8	16.2						
	Hi PR	214	230	243	253	240	258	273	294	310	323	273	294	310	323	333	343	311	334	353	368	383	398	350	376	397	414	429	444	386	416	439	458	473	488	414	439						
	Lo PR	103	109	119	127	109	116	126	134	141	149	113	120	131	140	149	158	119	126	138	147	156	165	124	132	144	154	163	172	129	137	149	159	168	177	154	162						
	MBh	40.4	41.3	44.1	47.1	39.4	40.3	43.1	46.0	48.9	51.8	38.5	39.3	42.0	44.9	47.8	50.7	37.6	38.4	41.0	43.8	46.6	49.4	35.7	36.5	39.0	41.6	44.4	47.2	33.0	33.8	36.1	38.6	41.4	44.2	41.6	42.4						
	S/T	0.89	0.83	0.68	0.51	0.92	0.86	0.70	0.52	0.94	0.88	0.72	0.54	0.97	0.91	0.74	0.56	1.00	0.96	0.78	0.58	1.00	0.96	1.00	0.95	0.77	0.58	1.00	0.96	1.00	0.96	0.78	0.58	1.00	0.96								
Δ T	24	23	20	16	24	23	20	16	24	23	20	16	24	23	20	16	24	23	20	16	24	23	20	16	23	23	20	16	22	21	18	15	12	9	22	21							
kW	2.89	2.94	3.03	3.12	3.09	3.15	3.25	3.35	3.27	3.34	3.27	3.34	3.44	3.55	3.43	3.50	3.43	3.50	3.61	3.72	3.57	3.64	3.48	3.56	3.67	3.78	3.68	3.76	3.68	3.76	3.88	4.01	3.91	4.04	3.88	4.01							
Amps	11.1	11.4	11.8	12.2	12.0	12.3	12.7	13.2	13.0	13.3	13.0	13.3	13.8	14.3	13.9	14.2	13.9	14.2	14.7	15.2	14.8	15.1	15.6	16.2	16.2	16.7	16.2	16.7	15.6	16.0	16.5	17.2	17.2	17.7	16.2	16.7							
Hi PR	220	237	250	261	247	266	281	293	281	303	320	333	343	353	320	345	364	380	360	388	410	427	398	428	452	472	427	452	398	428	452	472	472	492	427	452							
Lo PR	106	113	123	131	112	119	130	139	116	124	135	144	154	164	122	130	142	151	128	136	149	158	133	141	154	164	133	141	133	141	154	164	164	174	158	166							
MBh	41.6	42.5	45.4	48.5	40.6	41.5	44.3	47.4	39.6	40.5	43.3	46.3	49.3	52.3	38.7	39.5	42.2	45.1	36.7	37.6	40.1	42.9	34.0	34.8	37.2	39.7	34.0	34.8	34.0	34.8	37.2	39.7	39.7	41.7	42.9	39.7							
S/T	0.93	0.87	0.71	0.53	0.96	0.90	0.74	0.55	1.00	0.93	0.75	0.56	1.00	0.96	0.78	0.58	1.00	0.96	0.78	0.58	1.00	0.96	1.00	0.81	0.60	0.61	1.00	0.96	1.00	0.81	0.60	0.61	0.61	0.61	0.60	0.61							
Δ T	23	22	19	15	23	22	19	15	23	22	19	15	23	22	19	15	23	22	19	15	23	22	21	22	19	15	20	20	20	20	18	14	14	14	15	14							
kW	2.91	2.96	3.05	3.14	3.11	3.18	3.27	3.37	3.30	3.36	3.47	3.58	3.46	3.53	3.64	3.75	3.60	3.67	3.79	3.91	3.60	3.67	3.79	3.91	3.71	3.79	3.71	3.79	3.71	3.79	3.91	4.04	4.04	4.14	3.91	4.04							
Amps	11.2	11.5	11.9	12.3	12.1	12.4	12.8	13.3	13.1	13.5	13.9	14.4	14.0	14.4	14.8	15.4	14.9	15.3	15.8	16.4	14.9	15.3	15.9	16.4	15.8	16.2	15.8	16.2	15.8	16.2	16.7	17.3	17.3	18.3	16.7	17.3							
Hi PR	223	240	253	264	250	269	284	296	284	306	323	337	324	348	368	383	364	392	414	431	364	392	414	431	402	433	402	433	402	433	457	477	477	497	457	477							
Lo PR	107	114	124	132	113	120	131	140	118	125	137	145	123	131	143	153	129	138	150	160	129	138	150	160	134	142	134	142	134	142	155	166	166	176	155	166							
85	AIRFLOW	59	63	67	71	75	79	59	63	67	71	75	79	59	63	67	71	75	79	59	63	67	71	75	79	59	63	67	71	75	79	59	63	67	71	75	79	59	63	67	71	75	79
	MBh	37.9	38.6	40.5	43.2	37.0	37.7	39.5	42.2	36.2	36.9	38.6	41.2	35.3	36.0	37.7	40.2	33.5	34.2	35.8	38.2	31.0	31.6	33.1	33.8	31.0	31.6	33.1	33.8	31.0	31.6	33.1	33.8	31.0	31.6	33.1	33.8	31.0	31.6				
	S/T	0.90	0.87	0.78	0.63	0.93	0.90	0.81	0.66	0.95	0.92	0.83	0.67	0.98	0.95	0.86	0.70	1.00	1.00	0.99	0.89	0.72	1.00	0.99	0.89	0.72	1.00	0.99	0.89	0.72	1.00	0.99	0.89	0.72	1.00	0.99							
	Δ T	26	25	24	21	26	25	24	21	26	25	24	21	26	25	24	21	25	25	24	21	23	24	23	20	22	23	22	23	22	23	22	23	22	23	22	23						
	kW	2.84	2.90	2.98	3.07	3.04	3.11	3.20	3.29	3.22	3.29	3.39	3.49	3.38	3.45	3.55	3.66	3.51	3.58	3.70	3.81	3.63	3.70	3.82	3.94	3.63	3.70	3.63	3.70	3.63	3.70	3.82	3.94	3.94	4.04	3.82	3.94						
	Amps	10.9	11.2	11.6	12.0	11.8	12.1	12.5	12.9	12.8	13.1	13.5	14.0	13.6	14.0	14.4	15.0	14.5	14.9	15.3	15.9	15.4	15.7	16.2	16.8	15.4	15.7	15.4	15.7	15.4	15.7	16.2	16.8	16.8	17.8	16.2	16.8						
	Hi PR	216	232	245	256	242	261	275	287	276	297	313	327	314	338	357	372	353	380	401	418	390	420	443	462	390	420	390	420	390	420	443	462	462	482	443	462						
	Lo PR	104	110	121	128	110	117	127	136	114	121	132	141	120	127	139	148	126	134	146	155	130	138	151	161	130	138	130	138	130	138	151	161	161	171	151	161						
	MBh	41.1	41.9	43.9	46.8	40.1	40.9	42.8	45.7	39.2	39.9	41.8	44.6	38.2	39.0	40.8	43.5	36.3	37.0	38.8	41.3	33.6	34.3	35.9	38.3	33.6	34.3	33.6	34.3	33.6	34.3	35.9	38.3	38.3	39.4	35.9	38.3						
	S/T	0.93	0.90	0.81	0.66	0.96	0.93	0.84	0.68	0.99	0.95	0.86	0.70	1.00	0.98	0.89	0.72	1.00	1.00	0.92	0.75	1.00	1.00	0.93	0.75	1.00	0.93	1.00	0.93	1.00	0.93	0.75	0.75	0.75	0.75	1.00	0.93						
Δ T	25	25	23	20	25	25	24	20	25	25	24	20	25	25	24	21	24	24	23	20	22	23	22	19	22	23	22	23	22	23	22	23	22	23	22	23							
kW	2.91	2.96	3.05	3.14	3.11	3.18	3.27	3.37	3.30	3.36	3.47	3.58	3.46	3.53	3.64	3.75	3.60	3.67	3.79	3.91	3.71	3.79	3.91	4.04	3.71	3.79	3.71	3.79	3.71	3.79	3.91	4.04	4.04	4.14	3.91	4.04							
Amps	11.2	11.5	11.9	12.3	12.1	12.4	12.8	13.3	13.1	13.5	13.9	14.4	14.0	14.4	14.8	15.4	14.9	15.3	15.8	16.4	15.8	16.2	16.7	17.3	15.8	16.2	15.8	16.2	15.8	16.2	16.7	17.3	17.3	18.3	16.7	17.3							
Hi PR	223	240	253	264	250	269	284	296	284	306	323	337	324	348	368	383	364	392	414	431	402	433	457	477	402	433	402	433	402	433	457	477	477	497	457	477							
Lo PR																																											

IDB	AIRFLOW	OUTDOOR AMBIENT TEMPERATURE																							
		65°F				75°F				85°F				95°F				105°F				115°F			
		59	63	67	71	59	63	67	71	59	63	67	71	59	63	67	71	59	63	67	71	59	63	67	71
70	MBh	40.4	41.9	45.9	-	39.5	40.9	44.8	-	38.5	39.9	43.7	-	37.6	38.9	42.7	-	35.7	37.0	40.5	-	33.1	34.3	37.5	-
	S/T	0.71	0.59	0.41	-	0.73	0.61	0.42	-	0.75	0.63	0.44	-	0.78	0.65	0.45	-	0.81	0.67	0.47	-	0.81	0.68	0.47	-
	Δ T	19	16	12	-	19	16	12	-	19	16	13	-	19	17	13	-	19	16	12	-	18	15	12	-
	kW	3.17	3.23	3.32	-	3.39	3.46	3.56	-	3.59	3.66	3.77	-	3.77	3.84	3.96	-	3.91	4.00	4.12	-	4.04	4.13	4.26	-
	Amps	11.6	11.9	12.3	-	12.6	12.9	13.3	-	13.7	14.0	14.5	-	14.6	15.0	15.5	-	15.5	15.9	16.5	-	16.5	16.9	17.4	-
	Hi PR	215	231	244	-	241	259	274	-	274	295	311	-	312	336	354	-	351	377	399	-	388	417	440	-
	Lo PR	104	111	121	-	110	117	128	-	115	122	133	-	120	128	140	-	126	134	146	-	130	139	151	-
	MBh	43.8	45.4	49.7	-	42.7	44.3	48.5	-	41.7	43.2	47.4	-	40.7	42.2	46.2	-	38.7	40.1	43.9	-	35.8	37.1	40.7	-
	S/T	0.73	0.61	0.43	-	0.76	0.64	0.44	-	0.78	0.65	0.45	-	0.81	0.67	0.47	-	0.84	0.70	0.48	-	0.84	0.70	0.49	-
	Δ T	18	16	12	-	19	16	12	-	19	16	12	-	19	16	12	-	19	16	12	-	17	15	11	-
kW	3.24	3.30	3.40	-	3.47	3.54	3.65	-	3.67	3.75	3.87	-	3.86	3.94	4.06	-	4.01	4.09	4.22	-	4.14	4.23	4.36	-	
Amps	12.0	12.3	12.7	-	12.9	13.2	13.7	-	14.1	14.4	14.9	-	15.0	15.4	15.9	-	16.0	16.4	16.9	-	16.9	17.4	17.9	-	
Hi PR	221	238	251	-	248	267	282	-	282	304	321	-	321	346	365	-	362	389	411	-	400	430	454	-	
Lo PR	108	114	125	-	114	121	132	-	118	126	137	-	124	132	144	-	130	138	151	-	134	143	156	-	
MBh	45.1	46.7	51.2	-	44.0	45.6	50.0	-	43.0	44.5	48.8	-	41.9	43.5	47.6	-	39.8	41.3	45.2	-	36.9	38.2	41.9	-	
S/T	0.77	0.64	0.45	-	0.80	0.67	0.46	-	0.82	0.68	0.47	-	0.85	0.71	0.49	-	0.88	0.73	0.51	-	0.88	0.74	0.51	-	
Δ T	18	15	12	-	18	16	12	-	18	16	12	-	18	16	12	-	18	15	12	-	17	14	11	-	
kW	3.26	3.33	3.42	-	3.50	3.57	3.67	-	3.70	3.78	3.90	-	3.89	3.97	4.09	-	4.04	4.13	4.26	-	4.18	4.26	4.40	-	
Amps	12.1	12.4	12.8	-	13.0	13.4	13.8	-	14.2	14.5	15.0	-	15.2	15.5	16.0	-	16.1	16.5	17.1	-	17.1	17.5	18.1	-	
Hi PR	223	240	254	-	251	270	285	-	285	307	324	-	325	349	369	-	365	393	415	-	404	434	459	-	
Lo PR	109	116	126	-	115	122	133	-	119	127	139	-	125	133	146	-	131	140	152	-	136	144	158	-	

IDB	AIRFLOW	OUTDOOR AMBIENT TEMPERATURE																							
		65°F				75°F				85°F				95°F				105°F				115°F			
		59	63	67	71	59	63	67	71	59	63	67	71	59	63	67	71	59	63	67	71	59	63	67	71
75	MBh	41.1	42.3	45.8	49.1	40.1	41.3	44.7	48.0	39.2	40.3	43.7	46.8	38.2	39.3	42.6	45.7	36.3	37.4	40.5	43.4	33.6	34.6	37.5	40.2
	S/T	0.81	0.72	0.55	0.35	0.83	0.75	0.56	0.36	0.86	0.77	0.58	0.37	0.88	0.79	0.60	0.38	0.92	0.82	0.62	0.40	0.92	0.83	0.63	0.40
	Δ T	22	20	16	11	22	20	17	11	22	20	17	11	22	20	17	12	22	20	16	11	20	19	15	11
	kW	3.19	3.25	3.35	3.45	3.42	3.49	3.59	3.70	3.62	3.69	3.80	3.92	3.79	3.87	3.99	4.12	3.95	4.03	4.15	4.29	4.08	4.16	4.29	4.43
	Amps	11.7	12.0	12.4	12.9	12.7	13.0	13.4	13.9	13.8	14.1	14.6	15.1	14.7	15.1	15.6	16.2	15.7	16.1	16.6	17.2	16.6	17.0	17.6	18.3
	Hi PR	217	233	246	257	243	262	276	288	277	298	314	328	315	339	358	373	354	381	403	420	391	421	445	464
	Lo PR	105	112	122	130	111	118	129	138	116	123	134	143	122	129	141	150	127	136	148	158	132	140	153	163
	MBh	44.5	45.8	49.6	53.2	43.5	44.8	48.4	52.0	42.4	43.7	47.3	50.8	41.4	42.6	46.1	49.5	39.3	40.5	43.8	47.0	36.4	37.5	40.6	43.6
	S/T	0.84	0.75	0.57	0.36	0.87	0.77	0.59	0.38	0.89	0.79	0.60	0.39	0.92	0.82	0.62	0.40	0.95	0.85	0.64	0.41	0.96	0.86	0.65	0.42
	Δ T	21	20	16	11	22	20	16	11	22	20	16	11	22	20	16	11	21	20	16	11	20	18	15	10
kW	3.26	3.33	3.42	3.53	3.50	3.57	3.68	3.79	3.70	3.78	3.90	4.02	3.89	3.97	4.09	4.22	4.04	4.13	4.26	4.39	4.18	4.26	4.40	4.54	
Amps	12.1	12.4	12.8	13.2	13.1	13.4	13.8	14.3	14.2	14.5	15.0	15.6	15.2	15.5	16.1	16.7	16.1	16.5	17.1	17.7	17.1	17.5	18.1	18.8	
Hi PR	223	240	254	265	251	270	285	297	285	307	324	338	325	349	369	385	365	393	415	433	404	434	459	478	
Lo PR	109	116	126	134	115	122	133	142	119	127	139	148	125	133	146	155	131	140	153	162	136	145	158	168	
MBh	45.8	47.2	51.1	54.8	44.8	46.1	49.9	53.6	43.7	45.0	48.7	52.3	42.6	43.9	47.5	51.0	40.5	41.7	45.1	48.5	37.5	38.6	41.8	44.9	
S/T	0.88	0.78	0.59	0.38	0.91	0.81	0.61	0.40	0.93	0.83	0.63	0.41	0.96	0.86	0.65	0.42	1.00	0.89	0.67	0.43	1.00	0.90	0.68	0.44	
Δ T	21	19	15	11	21	19	16	11	21	19	16	11	21	19	16	11	21	19	16	11	19	18	15	10	
kW	3.29	3.35	3.45	3.55	3.52	3.59	3.70	3.82	3.73	3.81	3.93	4.05	3.92	4.00	4.12	4.26	4.07	4.16	4.29	4.43	4.21	4.30	4.44	4.58	
Amps	12.2	12.5	12.9	13.4	13.2	13.5	13.9	14.5	14.3	14.7	15.1	15.7	15.3	15.7	16.2	16.8	16.3	16.7	17.2	17.9	17.3	17.7	18.3	19.0	
Hi PR	226	243	256	267	253	272	288	300	288	310	327	341	328	353	373	389	369	397	419	437	408	439	463	483	
Lo PR	110	117	127	136	116	123	135	143	120	128	140	149	127	135	147	157	133	141	154	164	137	146	159	170	

IDB: Entering Indoor Dry Bulb Temperature
 High and low pressures are measured at the liquid and suction service valves.
 Shaded area reflects ACCA (TVA) conditions
 Amps = outdoor unit amps (comp.+fan)
 kW = Total system power

IDB		OUTDOOR AMBIENT TEMPERATURE																																																																																																																																																																															
		65°F					75°F					85°F					95°F					105°F					115°F																																																																																																																																																						
		59	63	67	71	75	59	63	67	71	75	59	63	67	71	75	59	63	67	71	75	59	63	67	71	75	59	63	67	71	75																																																																																																																																																		
		ENTERING INDOOR WET BULB TEMPERATURE																																																																																																																																																																															
		MBh	41.8	42.7	45.6	48.8	40.8	41.7	44.6	47.7	39.9	40.7	43.5	46.5	38.9	39.7	42.5	45.4	36.9	37.8	40.3	43.1	34.2	35.0	37.4	39.9	S/T	0.88	0.83	0.67	0.50	0.92	0.86	0.70	0.52	0.94	0.88	0.72	0.54	0.97	0.91	0.74	0.55	1.01	0.94	0.77	0.57	1.01	0.95	0.77	0.58	Δ T	24	23	20	16	25	24	20	16	25	24	20	16	25	24	21	16	24	23	20	16	23	22	19	15	KW	3.21	3.28	3.37	3.47	3.44	3.51	3.62	3.73	3.65	3.72	3.83	3.95	3.82	3.90	4.03	4.15	3.98	4.06	4.19	4.32	4.11	4.20	4.33	4.47	Amps	11.9	12.1	12.5	13.0	12.8	13.1	13.6	14.1	13.9	14.3	14.7	15.3	14.9	15.2	15.8	16.3	15.8	16.2	16.8	17.4	16.8	17.2	17.8	18.5	Hi PR	219	236	249	259	246	264	279	291	279	301	317	331	318	342	362	377	358	385	407	424	395	426	449	469	Lo PR	106	113	124	132	112	120	131	139	117	124	136	145	123	131	143	152	129	137	149	159	133	142	155	165	
80		MBh	45.3	46.3	49.5	52.9	44.2	45.2	48.3	51.6	43.2	44.1	47.2	50.4	42.1	43.1	46.0	49.2	40.0	40.9	43.7	46.7	37.1	37.9	40.5	43.3	S/T	0.92	0.86	0.70	0.52	0.95	0.89	0.72	0.54	0.97	0.91	0.74	0.56	1.00	0.94	0.77	0.57	1.00	0.98	0.80	0.60	1.00	0.99	0.80	0.60	Δ T	24	23	20	16	24	23	20	16	24	23	20	16	24	23	20	16	23	23	20	16	21	21	19	15	KW	3.29	3.35	3.45	3.56	3.52	3.59	3.70	3.82	3.73	3.81	3.93	4.05	3.92	4.00	4.12	4.26	4.07	4.16	4.29	4.43	4.21	4.30	4.44	4.58	Amps	12.2	12.5	12.9	13.4	13.2	13.5	13.9	14.5	14.3	14.7	15.2	15.7	15.3	15.7	16.2	16.8	16.3	16.7	17.3	17.9	17.3	17.7	18.3	19.0	Hi PR	226	243	256	267	253	272	288	300	288	310	327	341	328	353	373	389	369	397	419	437	408	439	463	483	Lo PR	110	117	127	136	116	123	135	143	120	128	140	149	127	135	147	157	133	141	154	164	137	146	159	170	
		MBh	46.7	47.7	50.9	54.4	45.6	46.6	49.7	53.2	44.5	45.5	48.6	51.9	43.4	44.3	47.4	50.6	41.2	42.1	45.0	48.1	38.2	39.0	41.7	44.6	S/T	0.96	0.90	0.73	0.55	1.00	0.93	0.76	0.57	1.00	0.96	0.78	0.58	1.00	1.00	0.80	0.60	1.00	1.00	0.83	0.62	1.00	1.00	0.84	0.63	Δ T	23	22	19	15	23	22	19	15	23	22	19	15	22	23	19	16	21	22	19	15	20	20	18	14	KW	3.31	3.38	3.48	3.58	3.55	3.62	3.73	3.85	3.76	3.84	3.96	4.08	3.95	4.03	4.16	4.29	4.11	4.19	4.33	4.47	4.24	4.33	4.47	4.62	Amps	12.3	12.6	13.0	13.5	13.3	13.6	14.1	14.6	14.4	14.8	15.3	15.9	15.4	15.8	16.4	17.0	16.4	16.8	17.4	18.1	17.4	17.9	18.5	19.2	Hi PR	228	245	259	270	256	275	291	303	291	313	331	345	331	356	376	393	373	401	423	442	412	443	468	488	Lo PR	111	118	129	137	117	125	136	145	122	129	141	151	128	136	148	158	134	143	156	166	139	147	161	171	
	85		MBh	42.5	43.4	45.4	48.5	41.5	42.4	44.4	47.3	40.6	41.3	43.3	46.2	39.6	40.3	42.2	45.1	37.6	38.3	40.1	42.8	34.8	35.5	37.2	39.7	S/T	0.93	0.89	0.81	0.65	0.96	0.93	0.84	0.68	0.98	0.95	0.86	0.70	1.00	0.98	0.88	0.72	1.00	1.00	0.92	0.74	1.00	1.00	0.96	0.78	Δ T	26	25	24	21	26	26	24	21	26	26	24	21	25	25	24	21	25	25	24	21	23	24	22	19	KW	3.24	3.30	3.40	3.50	3.47	3.54	3.65	3.76	3.67	3.75	3.86	3.99	3.85	3.94	4.06	4.19	4.01	4.09	4.22	4.36	4.14	4.23	4.36	4.50	Amps	12.0	12.2	12.6	13.1	12.9	13.2	13.7	14.2	14.0	14.4	14.9	15.4	15.0	15.4	15.9	16.5	16.0	16.4	16.9	17.6	16.9	17.4	17.9	18.6	Hi PR	221	238	251	262	248	267	282	294	282	304	321	334	321	346	365	381	361	389	411	428	399	430	454	473	Lo PR	108	114	125	133	114	121	132	140	118	126	137	146	124	132	144	153	130	138	151	161	134	143	156	166
			MBh	46.1	47.0	49.2	52.5	45.0	45.9	48.1	51.3	43.9	44.8	46.9	50.1	42.9	43.7	45.8	48.8	40.7	41.5	43.5	46.4	37.7	38.5	40.3	43.0	S/T	0.96	0.93	0.84	0.68	1.00	0.96	0.87	0.70	1.00	0.98	0.89	0.72	1.00	1.00	0.92	0.74	1.00	1.00	0.95	0.77	1.00	1.00	0.96	0.78	Δ T	25	25	24	20	26	25	24	21	25	25	24	21	25	25	24	21	25	24	24	21	22	22	22	19	KW	3.31	3.38	3.48	3.58	3.55	3.62	3.73	3.85	3.76	3.84	3.96	4.08	3.95	4.03	4.16	4.29	4.11	4.19	4.33	4.47	4.24	4.33	4.47	4.62	Amps	12.3	12.6	13.0	13.5	13.3	13.6	14.1	14.6	14.4	14.8	15.3	15.9	15.4	15.8	16.4	17.0	16.4	16.8	17.4	18.1	17.4	17.9	18.5	19.2	Hi PR	228	245	259	270	256	275	291	303	291	313	331	345	331	356	376	393	373	401	423	442	412	443	468	488	Lo PR	111	118	129	137	117	125	136	145	122	129	141	151	128	136	148	158	134	143	156	166	139	147	161	171
			MBh	47.5	48.4	50.7	54.1	46.4	47.3	49.5	52.8	45.3	46.1	48.3	51.6	44.2	45.0	47.1	50.3	42.0	42.8	44.8	47.8	38.9	39.6	41.5	44.3	S/T	1.00	0.97	0.88	0.71	1.00	1.00	0.91	0.74	1.00	1.00	0.93	0.76	1.00	1.00	0.96	0.78	1.00	1.00	1.00	0.81	1.00	1.00	1.00	0.82	Δ T	24	24	23	20	24	24	23	20	23	24	23	20	23	23	23	20	21	22	23	20	20	20	21	18	KW	3.34	3.40	3.50	3.61	3.58	3.65	3.76	3.88	3.79	3.87	3.99	4.11	3.98	4.06	4.19	4.32	4.14	4.23	4.36	4.50	4.28	4.37	4.51	4.65	Amps	12.4	12.7	13.1	13.6	13.4	13.7	14.2	14.7	14.6	14.9	15.4	16.0	15.6	16.0	16.5	17.1	16.6	17.0	17.6	18.2	17.6	18.0	18.6	19.3	Hi PR	230	248	262	273	258	278	294	306	294	316	334	348	335	360	380	397	376	405	428	446	416	448	473	493	Lo PR	112	119	130	138	118	126	137	146	123	131	143	152	129	137	150	160	135	144	157	167	140	149	163	173

IDB: Entering Indoor Dry Bulb Temperature
 High and low pressures are measured at the liquid and suction service valves.
 Shaded area reflects AHRI conditions
 Amps = outdoor unit amps (comp.+fan)
 kW = Total system power

IDB	AIRFLOW	OUTDOOR AMBIENT TEMPERATURE												ENTERING INDOOR WET BULB TEMPERATURE											
		65°F				75°F				85°F				95°F				105°F				115°F			
		59	63	67	71	59	63	67	71	59	63	67	71	59	63	67	71	59	63	67	71	59	63	67	71
70	MBh	50.1	51.9	56.8	-	48.9	50.7	55.5	-	47.7	49.5	54.2	-	46.6	48.3	52.9	-	44.2	45.8	50.2	-	41.0	42.5	46.5	-
	S/T	0.67	0.56	0.39	-	0.69	0.58	0.40	-	0.71	0.59	0.41	-	0.73	0.61	0.42	-	0.76	0.64	0.44	-	0.77	0.64	0.44	-
	ΔT	21	18	13	-	21	18	14	-	21	18	14	-	21	18	14	-	21	18	14	-	19	17	13	-
	KW	3.87	3.95	4.07	-	4.16	4.24	4.38	-	4.41	4.50	4.65	-	4.63	4.73	4.89	-	4.82	4.93	5.09	-	4.99	5.10	5.26	-
	Amps	14.4	14.8	15.3	-	15.6	16.0	16.5	-	17.0	17.4	18.0	-	18.2	18.6	19.2	-	19.3	19.8	20.5	-	20.5	21.0	21.7	-
	HI PR	236	246	260	-	257	276	292	-	292	314	332	-	333	358	378	-	374	403	425	-	413	445	470	-
	LO PR	101	108	118	-	107	114	125	-	111	119	129	-	117	125	136	-	123	130	142	-	127	135	147	-
	MBh	54.2	56.2	61.6	-	53.0	54.9	60.1	-	51.7	53.6	58.7	-	50.4	52.3	57.3	-	47.9	49.7	54.4	-	44.4	46.0	50.4	-
	S/T	0.69	0.58	0.40	-	0.72	0.60	0.42	-	0.74	0.62	0.43	-	0.76	0.64	0.44	-	0.79	0.66	0.46	-	0.80	0.66	0.46	-
	ΔT	20	17	13	-	20	17	13	-	20	17	13	-	20	17	13	-	20	17	13	-	19	16	12	-
KW	3.96	4.04	4.17	-	4.26	4.35	4.48	-	4.52	4.62	4.76	-	4.75	4.85	5.01	-	4.95	5.05	5.22	-	5.12	5.23	5.40	-	
Amps	14.8	15.2	15.7	-	16.1	16.4	17.0	-	17.5	17.9	18.5	-	18.7	19.1	19.8	-	19.9	20.4	21.1	-	21.1	21.6	22.4	-	
HI PR	236	254	268	-	265	285	301	-	301	324	342	-	343	369	390	-	386	415	438	-	426	459	484	-	
LO PR	105	111	122	-	111	118	128	-	115	122	133	-	121	128	140	-	126	135	147	-	131	139	152	-	
MBh	55.9	57.9	63.4	-	54.6	56.5	62.0	-	53.3	55.2	60.5	-	52.0	53.9	59.0	-	49.4	51.2	56.1	-	45.7	47.4	51.9	-	
S/T	0.73	0.61	0.42	-	0.75	0.63	0.44	-	0.77	0.65	0.45	-	0.80	0.67	0.46	-	0.83	0.69	0.48	-	0.83	0.70	0.48	-	
ΔT	19	16	12	-	19	16	12	-	19	16	12	-	19	16	13	-	19	16	12	-	18	15	12	-	
KW	3.99	4.07	4.20	-	4.29	4.38	4.52	-	4.56	4.65	4.80	-	4.79	4.89	5.05	-	4.99	5.10	5.26	-	5.16	5.27	5.44	-	
Amps	15.0	15.3	15.8	-	16.2	16.6	17.2	-	17.6	18.1	18.7	-	18.9	19.3	20.0	-	20.1	20.6	21.3	-	21.3	21.8	22.6	-	
HI PR	238	256	271	-	267	288	304	-	304	327	346	-	346	373	394	-	390	419	443	-	430	463	489	-	
LO PR	106	112	123	-	112	119	130	-	116	123	135	-	122	130	142	-	128	136	148	-	132	141	153	-	

75	MBh	50.9	52.4	56.7	60.9	49.7	51.2	55.4	59.5	48.5	50.0	54.1	58.1	47.3	48.8	52.8	56.6	45.0	46.3	50.1	53.8	41.7	42.9	46.4	49.8
	S/T	0.76	0.68	0.51	0.33	0.79	0.70	0.53	0.34	0.81	0.72	0.55	0.35	0.83	0.75	0.56	0.36	0.87	0.77	0.59	0.38	0.87	0.78	0.59	0.38
	ΔT	24	22	18	12	24	22	18	13	24	22	18	13	24	22	18	13	24	22	18	12	22	21	17	12
	KW	3.90	3.98	4.10	4.23	4.19	4.28	4.41	4.55	4.45	4.54	4.68	4.84	4.67	4.77	4.93	5.09	4.86	4.97	5.13	5.30	5.03	5.14	5.31	5.48
	Amps	14.6	14.9	15.4	16.0	15.8	16.1	16.7	17.3	17.1	17.6	18.1	18.8	18.3	18.8	19.4	20.2	19.5	20.0	20.7	21.5	20.7	21.2	21.9	22.8
	HI PR	231	249	263	274	259	279	295	307	295	317	335	350	336	362	382	398	378	407	430	448	418	449	475	495
	LO PR	103	109	119	127	108	115	126	134	113	120	131	139	118	126	137	146	124	132	144	153	128	136	149	159
	MBh	55.1	56.8	61.5	66.0	53.9	55.5	60.0	64.4	52.6	54.1	58.6	62.9	51.3	52.8	57.2	61.4	48.7	50.2	54.3	58.3	45.1	46.5	50.3	54.0
	S/T	0.79	0.71	0.53	0.34	0.82	0.73	0.55	0.36	0.84	0.75	0.57	0.36	0.86	0.77	0.59	0.38	0.90	0.80	0.61	0.39	0.91	0.81	0.61	0.39
	ΔT	23	21	17	12	23	21	17	12	23	21	17	12	23	21	18	12	23	21	17	12	21	20	16	11
KW	3.99	4.07	4.20	4.33	4.29	4.38	4.52	4.66	4.56	4.65	4.80	4.96	4.79	4.89	5.05	5.22	4.99	5.10	5.26	5.44	5.16	5.27	5.44	5.63	
Amps	15.0	15.3	15.8	16.4	16.2	16.6	17.2	17.8	17.6	18.1	18.7	19.4	18.9	19.3	20.0	20.8	20.1	20.6	21.3	22.1	21.3	21.8	22.6	23.5	
HI PR	238	256	271	282	267	288	304	317	304	327	346	360	346	373	394	411	390	419	443	462	431	463	489	510	
LO PR	106	112	123	131	112	119	130	138	116	123	135	144	122	130	142	151	128	136	148	158	132	141	153	163	
MBh	56.8	58.5	63.3	67.9	55.5	57.1	61.8	66.4	54.2	55.8	60.4	64.8	52.8	54.4	58.9	63.2	50.2	51.7	55.9	60.0	46.5	47.9	51.8	55.6	
S/T	0.83	0.74	0.56	0.36	0.86	0.77	0.58	0.37	0.88	0.79	0.59	0.38	0.91	0.81	0.61	0.39	0.94	0.84	0.64	0.41	0.95	0.85	0.64	0.41	
ΔT	22	20	16	11	22	20	16	11	22	20	16	11	22	20	17	11	22	20	16	11	20	19	15	11	
KW	4.02	4.11	4.23	4.37	4.33	4.42	4.56	4.70	4.59	4.69	4.84	5.00	4.83	4.93	5.09	5.26	5.03	5.14	5.31	5.48	5.20	5.32	5.49	5.67	
Amps	15.1	15.5	16.0	16.6	16.4	16.8	17.3	18.0	17.8	18.2	18.8	19.6	19.0	19.5	20.2	20.9	20.3	20.8	21.5	22.3	21.5	22.0	22.8	23.7	
HI PR	241	259	274	285	270	291	307	320	307	331	349	364	350	376	398	415	394	424	447	466	435	468	494	515	
LO PR	107	114	124	132	113	120	131	139	117	125	136	145	123	131	143	152	129	137	150	160	133	142	155	165	

IDB: Entering Indoor Dry Bulb Temperature
 High and low pressures are measured at the liquid and suction service valves.
 Shaded area reflects ACCA (TVA) conditions
 Amps = outdoor unit amps (comp.+fan)
 kW = Total system power

IDB		OUTDOOR AMBIENT TEMPERATURE												ENTERING INDOOR WET BULB TEMPERATURE												
		65°F				75°F				85°F				95°F				105°F				115°F				
		59	63	67	71	59	63	67	71	59	63	67	71	59	63	67	71	59	63	67	71	59	63	67	71	
80	1500	MBh	51.8	52.9	56.6	60.5	50.6	51.7	55.2	59.1	49.4	50.5	53.9	57.6	48.2	49.2	52.6	56.2	45.8	46.8	50.0	53.4	42.4	43.3	46.3	49.5
		S/T	0.83	0.78	0.64	0.48	0.86	0.81	0.66	0.49	0.89	0.83	0.68	0.51	0.91	0.86	0.70	0.52	0.95	0.89	0.72	0.54	0.96	0.90	0.73	0.55
		ΔT	26	25	22	18	27	26	22	18	27	26	22	18	27	26	23	18	27	26	22	18	25	24	21	17
		kW	3.93	4.01	4.13	4.26	4.22	4.31	4.45	4.59	4.48	4.58	4.72	4.88	4.71	4.81	4.97	5.13	4.90	5.01	5.17	5.34	5.07	5.18	5.35	5.53
		Amps	14.7	15.1	15.6	16.1	15.9	16.3	16.8	17.5	17.3	17.7	18.3	19.0	18.5	19.0	19.6	20.4	19.7	20.2	20.9	21.7	20.9	21.4	22.2	23.0
		HI PR	234	251	265	277	262	282	298	311	298	321	339	353	339	365	386	402	382	411	434	453	422	454	479	500
	LO PR	104	110	120	128	109	116	127	135	114	121	132	141	119	127	139	148	125	133	145	155	129	138	150	160	
	MBh	56.1	57.4	61.3	65.5	54.8	56.0	59.9	64.0	53.5	54.7	58.4	62.5	52.2	53.4	57.0	60.9	49.6	50.7	54.2	57.9	45.9	46.9	50.2	53.6	
	S/T	0.86	0.81	0.66	0.49	0.90	0.84	0.68	0.51	0.92	0.86	0.70	0.52	0.95	0.89	0.72	0.54	0.98	0.92	0.75	0.56	0.99	0.93	0.76	0.57	
	ΔT	25	24	21	17	26	25	22	17	26	25	22	17	26	25	22	17	26	25	21	17	24	23	20	16	
	kW	4.02	4.11	4.23	4.37	4.33	4.42	4.56	4.70	4.59	4.69	4.84	5.00	4.83	4.93	5.09	5.26	5.03	5.14	5.31	5.48	5.20	5.32	5.49	5.67	
	Amps	15.1	15.5	16.0	16.6	16.4	16.8	17.3	18.0	17.8	18.2	18.8	19.6	19.0	19.5	20.2	20.9	20.3	20.8	21.5	22.3	21.5	22.0	22.8	23.7	
HI PR	241	259	274	285	270	291	307	320	307	331	349	364	350	377	398	415	394	424	447	467	435	468	494	515		
LO PR	107	114	124	132	113	120	131	140	117	125	136	145	123	131	143	152	129	137	150	160	133	142	155	165		
MBh	57.8	59.1	63.1	67.5	56.5	57.7	61.6	65.9	55.1	56.3	60.2	64.3	53.8	55.0	58.7	62.8	51.1	52.2	55.8	59.6	47.3	48.4	51.7	55.2		
S/T	0.91	0.85	0.69	0.52	0.94	0.88	0.72	0.54	0.96	0.90	0.74	0.55	1.00	0.93	0.76	0.57	1.00	0.97	0.79	0.59	1.00	1.00	0.79	0.59		
ΔT	24	23	20	16	24	23	20	16	24	23	20	16	25	24	20	16	25	23	20	16	22	22	19	15		
kW	4.05	4.14	4.27	4.40	4.36	4.45	4.59	4.74	4.63	4.73	4.88	5.04	4.87	4.97	5.13	5.30	5.07	5.18	5.35	5.53	5.24	5.36	5.54	5.72		
Amps	15.2	15.6	16.1	16.7	16.5	16.9	17.5	18.1	18.0	18.4	19.0	19.8	19.2	19.7	20.4	21.1	20.5	21.0	21.7	22.5	21.7	22.3	23.0	23.9		
HI PR	243	262	276	288	273	294	310	323	310	334	353	368	353	380	402	419	398	428	452	471	439	473	499	521		
LO PR	108	115	125	133	114	121	132	141	118	126	137	146	124	132	144	154	130	139	151	161	135	143	157	167		
85	1500	MBh	52.7	53.7	56.3	60.0	51.5	52.5	55.0	58.6	50.3	51.2	53.7	57.2	49.0	50.0	52.3	55.8	46.6	47.5	49.7	53.1	43.1	44.0	46.1	49.1
		S/T	0.87	0.84	0.76	0.62	0.91	0.87	0.79	0.64	0.93	0.90	0.81	0.66	0.96	0.93	0.83	0.68	1.00	0.96	0.87	0.70	1.00	0.97	0.87	0.71
		ΔT	28	28	26	23	29	28	27	23	29	28	27	23	29	28	27	23	28	28	26	23	26	26	25	21
		kW	3.96	4.04	4.17	4.30	4.26	4.35	4.48	4.62	4.52	4.61	4.76	4.92	4.75	4.85	5.01	5.17	4.94	5.05	5.22	5.39	5.11	5.23	5.40	5.58
		Amps	14.8	15.2	15.7	16.3	16.0	16.4	17.0	17.6	17.5	17.9	18.5	19.2	18.7	19.1	19.8	20.5	19.9	20.4	21.1	21.9	21.1	21.6	22.4	23.2
		HI PR	236	254	268	280	265	285	301	314	301	324	342	357	343	369	390	406	386	415	438	457	426	459	484	505
	LO PR	105	111	121	129	110	118	128	137	115	122	133	142	121	128	140	149	126	134	147	156	131	139	152	162	
	MBh	57.1	58.2	61.0	65.0	55.8	56.9	59.6	63.5	54.5	55.5	58.1	62.0	53.1	54.2	56.7	60.5	50.5	51.4	53.9	57.5	46.7	47.7	49.9	53.2	
	S/T	0.91	0.87	0.79	0.64	0.94	0.91	0.82	0.66	0.96	0.93	0.84	0.68	0.99	0.96	0.87	0.70	1.00	1.00	0.90	0.73	1.00	1.00	0.91	0.74	
	ΔT	27	27	25	22	28	27	26	22	28	27	26	22	28	27	26	22	27	27	25	22	25	25	24	21	
	kW	4.05	4.14	4.27	4.40	4.36	4.45	4.59	4.74	4.63	4.73	4.88	5.04	4.87	4.97	5.13	5.30	5.07	5.18	5.35	5.53	5.24	5.36	5.54	5.72	
	Amps	15.2	15.6	16.1	16.7	16.5	16.9	17.5	18.1	18.0	18.4	19.0	19.8	19.2	19.7	20.4	21.1	20.5	21.0	21.7	22.5	21.7	22.3	23.0	23.9	
HI PR	243	262	276	288	273	294	310	323	310	334	353	368	353	380	402	419	398	428	452	471	439	473	499	521		
LO PR	108	115	125	133	114	121	132	141	118	126	137	146	124	132	144	154	130	139	151	161	135	143	157	167		
MBh	58.8	60.0	62.8	67.0	57.5	58.6	61.3	65.4	56.1	57.2	59.9	63.9	54.7	55.8	58.4	62.3	52.0	53.0	55.5	59.2	48.2	49.1	51.4	54.8		
S/T	0.95	0.92	0.83	0.67	0.99	0.95	0.86	0.70	1.00	0.97	0.88	0.71	1.00	1.00	0.91	0.74	1.00	1.00	0.94	0.76	1.00	1.00	0.95	0.77		
ΔT	26	25	24	21	26	26	24	21	26	26	24	21	25	26	24	21	24	24	24	21	22	23	22	19		
kW	4.09	4.17	4.30	4.44	4.39	4.49	4.63	4.78	4.67	4.77	4.92	5.08	4.91	5.01	5.18	5.35	5.11	5.22	5.39	5.57	5.29	5.40	5.58	5.77		
Amps	15.4	15.8	16.3	16.9	16.7	17.1	17.6	18.3	18.1	18.6	19.2	19.9	19.4	19.9	20.6	21.3	20.7	21.2	21.9	22.7	21.9	22.5	23.2	24.1		
HI PR	246	264	279	291	276	297	313	327	313	337	356	371	357	384	406	423	402	432	456	476	444	477	504	526		
LO PR	109	116	126	135	115	122	134	142	120	127	139	148	126	134	146	155	132	140	153	163	136	145	158	168		

IDB: Entering Indoor Dry Bulb Temperature
 High and low pressures are measured at the liquid and suction service valves.
 Shaded area reflects AHRI conditions
 Amps = outdoor unit amps (comp.+fan)
 kW = Total system power

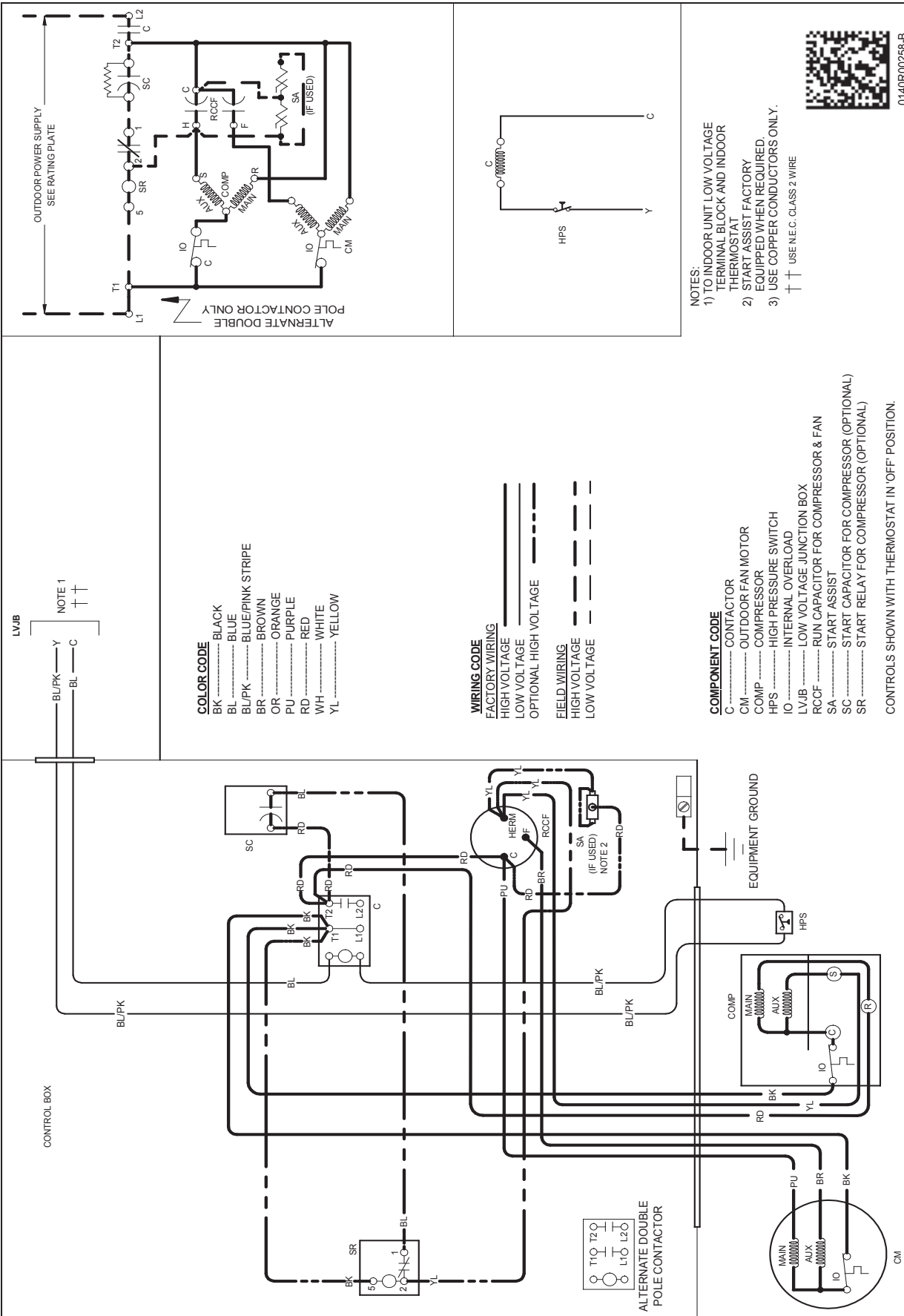
IDB		OUTDOOR AMBIENT TEMPERATURE																							
		65				75				85				95				105				115			
		59	63	67	71	59	63	67	71	59	63	67	71	59	63	67	71	59	63	67	71	59	63	67	71
1500		53.8	55.7	61.0	-	52.5	54.4	59.6	-	51.3	53.1	58.2	-	50.0	51.8	56.8	-	47.5	49.2	53.9	-	44.0	45.6	50.0	-
S/T		0.66	0.55	0.38	-	0.68	0.57	0.39	-	0.70	0.58	0.40	-	0.72	0.60	0.42	-	0.75	0.62	0.43	-	0.75	0.63	0.44	-
ΔT		22	19	14	-	22	19	14	-	22	19	14	-	22	19	14	-	22	19	14	-	20	18	13	-
kW		3.97	4.05	4.18	-	4.27	4.37	4.51	-	4.54	4.64	4.80	-	4.78	4.89	5.05	-	4.99	5.10	5.27	-	5.16	5.28	5.45	-
Amps		15.4	15.8	16.3	-	16.7	17.1	17.6	-	18.1	18.6	19.2	-	19.4	19.9	20.6	-	20.7	21.2	21.9	-	22.0	22.5	23.3	-
HI PR		228	245	259	-	256	275	291	-	291	313	331	-	331	357	377	-	373	401	424	-	412	443	468	-
LO PR		98	104	114	-	103	110	120	-	107	114	125	-	113	120	131	-	118	126	137	-	122	130	142	-
1750		55.4	57.4	62.9	-	54.1	56.1	61.4	-	52.8	54.7	59.9	-	51.5	53.4	58.5	-	48.9	50.7	55.6	-	45.3	47.0	51.5	-
S/T		0.69	0.57	0.40	-	0.71	0.60	0.41	-	0.73	0.61	0.42	-	0.75	0.63	0.44	-	0.78	0.65	0.45	-	0.79	0.66	0.46	-
ΔT		20	17	13	-	20	18	13	-	20	18	13	-	20	18	13	-	20	17	13	-	19	16	12	-
kW		4.00	4.09	4.21	-	4.31	4.40	4.54	-	4.58	4.68	4.84	-	4.82	4.93	5.09	-	5.03	5.14	5.31	-	5.20	5.32	5.50	-
Amps		15.5	15.9	16.4	-	16.8	17.2	17.8	-	18.3	18.8	19.4	-	19.6	20.1	20.8	-	20.9	21.4	22.2	-	22.2	22.7	23.5	-
HI PR		230	248	262	-	258	278	294	-	294	316	334	-	335	360	380	-	377	405	428	-	416	448	473	-
LO PR		99	105	115	-	104	111	121	-	108	115	126	-	114	121	132	-	119	127	139	-	124	131	143	-
2000		55.6	57.7	63.2	-	54.3	56.3	61.7	-	53.0	55.0	60.2	-	51.8	53.6	58.8	-	49.2	51.0	55.8	-	45.5	47.2	51.7	-
S/T		0.70	0.58	0.40	-	0.72	0.60	0.42	-	0.74	0.62	0.43	-	0.77	0.64	0.44	-	0.79	0.66	0.46	-	0.80	0.67	0.46	-
ΔT		18	15	12	-	18	16	12	-	18	16	12	-	18	16	12	-	18	16	12	-	17	15	11	-
kW		4.03	4.12	4.25	-	4.34	4.44	4.58	-	4.62	4.72	4.88	-	4.86	4.97	5.13	-	5.07	5.18	5.36	-	5.25	5.37	5.55	-
Amps		15.7	16.0	16.6	-	17.0	17.4	18.0	-	18.5	18.9	19.6	-	19.8	20.3	21.0	-	21.1	21.6	22.4	-	22.4	22.9	23.7	-
HI PR		233	250	264	-	261	281	297	-	297	319	337	-	338	364	384	-	380	409	432	-	420	452	477	-
LO PR		100	106	116	-	105	112	122	-	110	117	127	-	115	122	134	-	121	128	140	-	125	133	145	-

IDB		OUTDOOR AMBIENT TEMPERATURE																							
		65				75				85				95				105				115			
		59	63	67	71	59	63	67	71	59	63	67	71	59	63	67	71	59	63	67	71	59	63	67	71
1500		54.7	56.3	60.9	65.4	53.4	55.0	59.5	63.9	52.1	53.7	58.1	62.3	50.9	52.4	56.7	60.8	48.3	49.7	53.8	57.8	44.7	46.1	49.9	53.5
S/T		0.75	0.67	0.50	0.32	0.77	0.69	0.52	0.34	0.79	0.71	0.54	0.35	0.82	0.73	0.55	0.36	0.85	0.76	0.57	0.37	0.86	0.77	0.58	0.37
ΔT		25	23	19	13	25	23	19	13	25	23	19	13	26	23	19	13	25	23	19	13	23	22	18	12
kW		4.00	4.09	4.22	4.35	4.31	4.40	4.55	4.69	4.58	4.68	4.84	5.00	4.82	4.93	5.09	5.26	5.03	5.14	5.31	5.49	5.20	5.32	5.50	5.69
Amps		15.5	15.9	16.4	17.1	16.8	17.2	17.8	18.5	18.3	18.8	19.4	20.2	19.6	20.1	20.8	21.6	20.9	21.4	22.2	23.0	22.2	22.7	23.5	24.4
HI PR		230	248	262	273	258	278	294	306	294	316	334	348	335	360	380	397	377	405	428	446	416	448	473	493
LO PR		99	105	115	122	104	111	121	129	108	115	126	134	114	121	132	141	119	127	139	148	124	131	143	153
1750		56.3	58.0	62.7	67.3	55.0	56.6	61.3	65.8	53.7	55.3	59.8	64.2	52.4	53.9	58.4	62.6	49.8	51.2	55.5	59.5	46.1	47.5	51.4	55.1
S/T		0.78	0.70	0.53	0.34	0.81	0.72	0.55	0.35	0.83	0.74	0.56	0.36	0.86	0.77	0.58	0.37	0.89	0.80	0.60	0.39	0.90	0.80	0.61	0.39
ΔT		23	21	17	12	23	22	18	12	23	22	18	12	24	22	18	12	23	21	18	12	22	20	16	11
kW		4.03	4.12	4.25	4.39	4.34	4.44	4.58	4.73	4.62	4.72	4.88	5.04	4.86	4.97	5.14	5.31	5.07	5.18	5.36	5.54	5.25	5.37	5.55	5.74
Amps		15.7	16.1	16.6	17.2	17.0	17.4	18.0	18.7	18.5	18.9	19.6	20.3	19.8	20.3	21.0	21.8	21.1	21.6	22.4	23.2	22.4	22.9	23.7	24.7
HI PR		233	250	264	276	261	281	297	309	297	320	337	352	338	364	384	401	380	409	432	451	420	452	478	498
LO PR		100	106	116	123	105	112	122	130	110	117	127	136	115	122	134	142	121	128	140	149	125	133	145	154
2000		56.6	58.3	63.1	67.7	55.3	56.9	61.6	66.1	53.9	55.5	60.1	64.5	52.6	54.2	58.7	63.0	50.0	51.5	55.7	59.8	46.3	47.7	51.6	55.4
S/T		0.79	0.71	0.54	0.35	0.82	0.73	0.56	0.36	0.84	0.75	0.57	0.37	0.87	0.78	0.59	0.38	0.90	0.81	0.61	0.39	0.91	0.81	0.62	0.40
ΔT		21	19	16	11	21	19	16	11	21	19	16	11	21	19	16	11	21	19	16	11	19	18	15	10
kW		4.06	4.15	4.28	4.42	4.38	4.48	4.62	4.77	4.66	4.76	4.92	5.08	4.90	5.01	5.18	5.35	5.11	5.23	5.40	5.59	5.29	5.41	5.59	5.78
Amps		15.8	16.2	16.7	17.4	17.1	17.6	18.1	18.8	18.7	19.1	19.8	20.5	20.0	20.5	21.2	22.0	21.3	21.8	22.6	23.5	22.6	23.2	24.0	24.9
HI PR		235	253	267	278	264	284	300	312	300	323	341	355	341	367	388	405	384	413	437	455	424	457	482	503
LO PR		101	107	117	125	106	113	124	132	111	118	129	137	116	124	135	144	122	130	141	151	126	134	146	156

IDB: Entering Indoor Dry Bulb Temperature
 High and low pressures are measured at the liquid and suction service valves.
 Shaded area reflects ACCA (TVA) conditions
 Amps = outdoor unit amps (comp.+fan)
 kW = Total system power

IDB		OUTDOOR AMBIENT TEMPERATURE																											
		65				75				85				95				105				115							
		59	63	67	71	59	63	67	71	59	63	67	71	59	63	67	71	59	63	67	71	59	63	67	71				
		ENTERING INDOOR WET BULB TEMPERATURE																											
AIRFLOW		59	63	67	71	59	63	67	71	59	63	67	71	59	63	67	71	59	63	67	71	59	63	67	71	59	63	67	71
MBh		55.6	56.9	60.7	64.9	54.3	55.5	59.3	63.4	53.0	54.2	57.9	61.9	51.8	52.9	56.5	60.4	49.2	50.2	53.7	57.4	45.5	46.5	49.7	53.2				
S/T		0.82	0.77	0.62	0.47	0.85	0.80	0.65	0.48	0.87	0.82	0.66	0.50	0.90	0.84	0.69	0.51	0.93	0.87	0.71	0.53	0.94	0.88	0.72	0.54				
ΔT		28	27	23	19	28	27	24	19	28	27	24	19	28	27	24	19	28	27	23	19	26	25	22	17				
kW		4.03	4.12	4.25	4.39	4.35	4.44	4.58	4.73	4.62	4.72	4.88	5.04	4.86	4.97	5.14	5.31	5.07	5.18	5.36	5.54	5.25	5.37	5.55	5.74				
Amps		15.7	16.1	16.6	17.2	17.0	17.4	18.0	18.7	18.5	18.9	19.6	20.3	19.8	20.3	21.0	21.8	21.1	21.6	22.4	23.2	22.4	22.9	23.7	24.7				
HI PR		235	250	264	276	261	281	297	309	297	320	337	352	338	364	384	401	380	409	432	451	420	452	478	498				
LO PR		100	106	116	123	105	112	122	130	110	117	127	136	115	122	134	142	121	128	140	149	125	133	145	154				
		57.3	58.6	62.6	66.9	56.0	57.2	61.1	65.3	54.6	55.8	59.6	63.8	53.3	54.5	58.2	62.2	50.6	51.7	55.3	59.1	46.9	47.9	51.2	54.7				
S/T		0.86	0.80	0.65	0.49	0.89	0.83	0.68	0.51	0.91	0.85	0.70	0.52	0.94	0.88	0.72	0.54	1.00	0.92	0.75	0.56	1.00	0.92	0.75	0.56				
ΔT		26	25	22	17	26	25	22	17	26	25	22	17	26	25	22	18	27	25	22	17	25	23	20	16				
kW		4.07	4.15	4.28	4.42	4.38	4.48	4.62	4.77	4.66	4.76	4.92	5.08	4.90	5.01	5.18	5.35	5.11	5.23	5.40	5.59	5.29	5.41	5.59	5.79				
Amps		15.8	16.2	16.7	17.4	17.1	17.6	18.2	18.9	18.7	19.1	19.8	20.5	20.0	20.5	21.2	22.0	21.3	21.8	22.6	23.5	22.6	23.2	24.0	24.9				
HI PR		235	253	267	279	264	284	300	313	300	323	341	355	342	368	388	405	384	414	437	455	425	457	482	503				
LO PR		101	107	117	125	107	113	124	132	111	118	129	137	116	124	135	144	122	130	142	151	126	134	146	156				
		57.6	58.8	62.9	67.2	56.2	57.5	61.4	65.6	54.9	56.1	59.9	64.1	53.6	54.7	58.5	62.5	50.9	52.0	55.6	59.4	47.1	48.2	51.5	55.0				
S/T		0.87	0.82	0.66	0.50	0.90	0.85	0.69	0.51	0.92	0.87	0.71	0.53	0.95	0.89	0.73	0.54	1.00	0.93	0.76	0.56	1.00	0.94	0.76	0.57				
ΔT		23	22	19	15	23	22	19	16	23	22	19	16	23	23	20	16	23	22	19	15	22	21	18	14				
kW		4.10	4.19	4.32	4.46	4.42	4.51	4.66	4.81	4.70	4.80	4.96	5.12	4.94	5.06	5.22	5.40	5.16	5.27	5.45	5.63	5.34	5.46	5.64	5.84				
Amps		16.0	16.4	16.9	17.6	17.3	17.7	18.3	19.0	18.8	19.3	20.0	20.7	20.2	20.7	21.4	22.2	21.5	22.0	22.8	23.7	22.8	23.4	24.2	25.1				
HI PR		237	255	270	281	266	287	303	316	303	326	344	359	345	371	392	409	388	418	441	460	429	461	487	508				
LO PR		102	108	118	126	108	114	125	133	112	119	130	138	117	125	136	145	123	131	143	152	127	135	148	157				
		56.6	57.7	60.4	64.5	55.3	56.4	59.0	63.0	54.0	55.0	57.6	61.5	52.7	53.7	56.2	60.0	50.0	51.0	53.4	57.0	46.3	47.2	49.5	52.8				
S/T		0.86	0.83	0.75	0.61	0.89	0.86	0.77	0.63	0.91	0.88	0.79	0.64	0.94	0.91	0.82	0.66	0.98	0.94	0.85	0.69	0.98	0.95	0.86	0.70				
ΔT		30	29	28	24	30	30	28	24	30	30	28	24	30	30	28	24	30	29	28	24	28	28	26	23				
kW		4.07	4.15	4.28	4.42	4.38	4.48	4.62	4.77	4.66	4.76	4.92	5.08	4.90	5.01	5.18	5.35	5.11	5.23	5.40	5.59	5.29	5.41	5.59	5.79				
Amps		15.8	16.2	16.7	17.4	17.1	17.6	18.2	18.9	18.7	19.1	19.8	20.5	20.0	20.5	21.2	22.0	21.3	21.8	22.6	23.5	22.6	23.2	24.0	24.9				
HI PR		235	253	267	279	264	284	300	313	300	323	341	355	342	368	388	405	384	414	437	455	425	457	482	503				
LO PR		101	107	117	125	107	113	124	132	111	118	129	137	116	124	135	144	122	130	142	151	126	134	146	156				
		58.3	59.4	62.2	66.4	56.9	58.1	60.8	64.9	55.6	56.7	59.4	63.3	54.2	55.3	57.9	61.8	51.5	52.5	55.0	58.7	47.7	48.7	51.0	54.4				
S/T		0.90	0.87	0.78	0.64	0.93	0.90	0.81	0.66	0.96	0.92	0.83	0.68	0.99	0.95	0.86	0.70	1.00	0.99	0.89	0.72	1.00	1.00	0.90	0.73				
ΔT		28	27	26	22	28	27	26	22	28	27	26	22	28	28	26	23	27	27	26	23	25	25	24	21				
kW		4.10	4.19	4.32	4.46	4.42	4.51	4.66	4.81	4.70	4.80	4.96	5.12	4.95	5.06	5.22	5.40	5.16	5.27	5.45	5.63	5.34	5.46	5.64	5.84				
Amps		16.0	16.4	16.9	17.6	17.3	17.7	18.3	19.0	18.8	19.3	20.0	20.7	20.2	20.7	21.4	22.2	21.5	22.0	22.8	23.7	22.8	23.4	24.2	25.1				
HI PR		237	255	270	281	266	287	303	316	303	326	344	359	345	371	392	409	388	418	441	460	429	461	487	508				
LO PR		102	108	118	126	108	114	125	133	112	119	130	138	117	125	136	145	123	131	143	152	127	135	148	157				
		58.6	59.7	62.5	66.7	57.2	58.3	61.1	65.2	55.9	56.9	59.6	63.6	54.5	55.6	58.2	62.1	51.8	52.8	55.3	59.0	48.0	48.9	51.2	54.6				
S/T		0.91	0.88	0.79	0.64	0.94	0.91	0.82	0.67	0.97	0.93	0.84	0.68	1.00	0.96	0.87	0.71	1.00	1.00	0.90	0.73	1.00	1.00	0.91	0.74				
ΔT		25	24	23	20	25	24	23	20	25	24	23	20	25	25	23	20	24	24	23	20	22	22	21	19				
kW		4.13	4.22	4.35	4.50	4.45	4.55	4.70	4.85	4.74	4.84	5.00	5.17	4.99	5.10	5.27	5.45	5.20	5.32	5.49	5.68	5.38	5.50	5.69	5.89				
Amps		16.1	16.5	17.1	17.7	17.5	17.9	18.5	19.2	19.0	19.5	20.1	20.9	20.4	20.9	21.6	22.4	21.7	22.2	23.0	23.9	23.0	23.6	24.4	25.4				
HI PR		240	258	272	284	269	289	306	319	306	329	348	363	348	375	396	413	392	422	445	465	433	466	492	513				
LO PR		103	109	119	127	109	116	126	134	113	120	131	140	119	126	138	147	124	132	144	154	129	137	149	159				

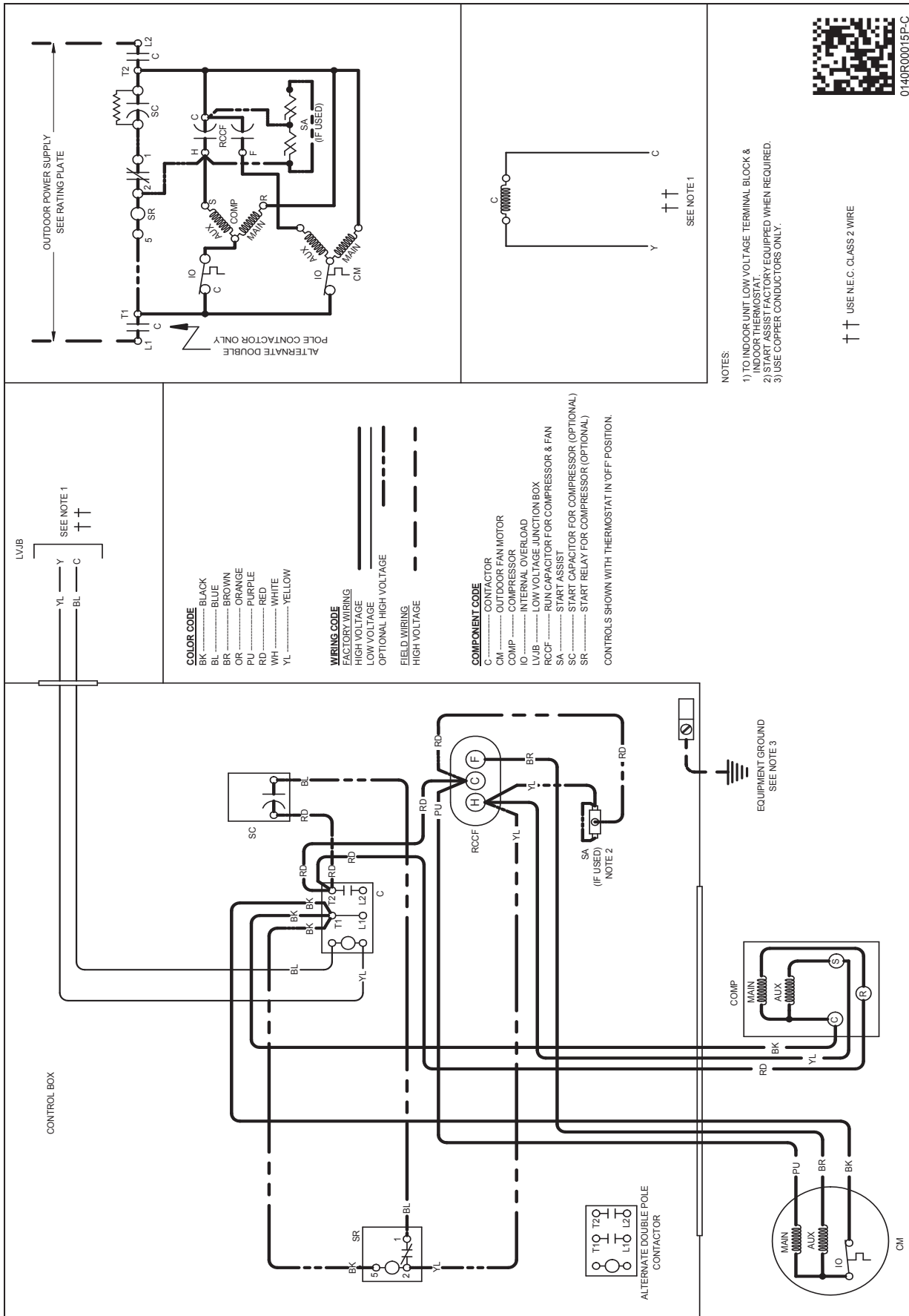
IDB: Entering Indoor Dry Bulb Temperature
 High and low pressures are measured at the liquid and suction service valves.
 Shaded area reflects AHRI conditions
 Amps = outdoor unit amps (comp.+fan)
 kW = Total system power



WARNING

High Voltage: Disconnect all power before servicing or installing this unit. Multiple power sources may be present. Failure to do so may cause property damage, personal injury, or death.

Wiring is subject to change. Always refer to the wiring diagram or the unit for the most up-to-date wiring.



WARNING

⚡

High Voltage: Disconnect all power before servicing or installing this unit. Multiple power sources may be present. Failure to do so may cause property damage, personal injury, or death.

Wiring is subject to change. Always refer to the wiring diagram or the unit for the most up-to-date wiring.

DIMENSIONS

MODEL	DIMENSIONS		
	W"	D"	H"
GSX130181E*	23	23	25 $\frac{1}{4}$
GSX130241E*	26	26	27 $\frac{1}{2}$
GSX130301B*	26	26	27 $\frac{1}{2}$
GSX130361E*	26	26	27 $\frac{1}{2}$
GSX130421B*	29	29	36 $\frac{1}{4}$
GSX130481B*	29	29	36 $\frac{1}{4}$
GSX130601B*	29	29	40
GSX130611A*	35 $\frac{1}{2}$	35 $\frac{1}{2}$	38 $\frac{1}{4}$

Goodman Manufacturing Company, L.P.
GSX13

SPECIAL CHARACTERISTICS: 6S/QMA = CRITICAL CHARACTERISTIC = SIGNIFICANT CHARACTERISTIC

COMPONENTS AND MATERIALS SPECIFIED HEREIN WILL ALSO CONFORM TO THE APPLICABLE SECTION OF GOODMAN MSP 624 (I) WORKMANSHIP STANDARD FOR FIT, FEEL AND FINISH.

CONFIDENTIAL PROPERTY OF THE GOODMAN MANUFACTURING COMPANY, L.P. NOT TO BE DISCLOSED TO OTHERS, COPIED, OR USED FOR ANY PURPOSE EXCEPT AS AUTHORIZED IN WRITING. MUST BE RETURNED UPON DEMAND, ON COMPLETION OF ORDER, OR OTHER PURPOSE FOR WHICH IT WAS LOANED.

DRIVING TO BE INTERPRETED IN ACCORDANCE WITH ASHRAE 154-100

UNLESS OTHERWISE SPECIFIED, DIMENSIONS ARE IN INCHES AND DECIMALS THEREOF

UNLESS OTHERWISE SPECIFIED, DIMENSIONS ARE IN MILLIMETERS AND DECIMALS THEREOF

DATE: 08/14/19

CHK BY: [Signature]

DATE: [Date]

DO NOT SCALE DRAWING

SHEET 1 OF 1

ACCESSORIES

MODEL #	DESCRIPTION	GSX13 018E*	GSX13 024E*/F*	GSX13 030B*/L*	GSX13 036E*	EGSX13 042**	GSX13 048**	GSX13 060**	GSX13 061**
ABK-20	Anchor Bracket Kit ^		X	X	X	X	X	X	X
ABK-21	Anchor Bracket Kit ^	X							
ASC-01	Anti-Short Cycle Kit	X	X	X	X	X	X	X	X
CSR-U-1	Hard-start Kit	X	X	X	X				
CSR-U-2	Hard-start Kit					X	X	X	X
CSR-U-3	Hard-start Kit						X	X	X
FSK01A ¹	Freeze Protection Kit	X	X	X	X	X	X	X	X
LSK02A ²	Liquid Line Solenoid Kit	X	X	X	X	X	X	X	X
0130R00000S	Low-Pressure Switch Kit	X	X	X	X	X	X	X	X
LAKT01A	Low-Ambient Kit	X	X	X	X	X	X	X	X
TX2N4A ²	TXV Kit	X	X						
TX3N4 ²	TXV Kit			X	X				
TX5N4 ²	TXV Kit					X	X	X	X

[^] Contains 20 brackets; four brackets needed to anchor unit to pad

¹ Installed on indoor coil

² Field-installed, non-bleed, expansion valve kit: Condensing units and heat pumps with reciprocating compressors require the use of start-assist components when used in conjunction with an indoor coil using a non-bleed thermal expansion valve refrigerant metering device or liquid line solenoid kit.

All AHRI system ratings are accessible in the System Configurator tool via PartnerLink.