

119th  
**PENNINGTON COUNTY FAIR**

**July 14 - 18, 2021**

**Thief River Falls, MN**



**Thursday, July 15**

*Opening Act Shell Shock*

6-7:30 P.M.

**ROCK GODS**

8-10 P.M.

*In The  
Grandstand*



Shell Shock

**LET'S HAVE  
SOME FUN  
IN 2021**

***BIG GRANDSTAND SHOWS***

Wednesday through Sunday

Tickets on Sale at The Grandstand

\$20 Adults • \$10 Kids 12 & under

**Wednesday  
PARADE  
7 P.M.**

***Grandstand Schedule***



~~ **FRIDAY** ~~

**Motocross**

7:00 P.M.

~~ **SATURDAY** ~~

**Baja Racing**

2:30 P.M.



~~ **SUNDAY** ~~

**Demo Derby**

4:30 P.M.

**Wednesday  
FIREWORKS  
at Dusk**

Featuring  
**TODD  
ARMSTRONG  
SHOW**  
On The Midway

Thursday  
**LOCAL  
TALENT**  
In The Bandshell  
5:30-7:00 P.M.

Sunday  
**GOSPEL  
MUSIC**  
In The Bandshell

Thursday, Friday  
and Saturday  
**Gary Tyson  
Magician**  
In The Bandshell

**FREE GATE • PARKING AVAILABLE**

Check Out Our Website for Activity Updates ~ [www.penningtoncountyfair.org](http://www.penningtoncountyfair.org)



**PURDYS**  
**SHOE STORE**  
 (218) 681-2608  
 1-800-511-5759  
 FAX: (218) 681-8475  
*Casual, Work, Dress, Athletic Footwear & Apparel*  
 209 LaBree Avenue North, Thief River Falls

**WELCOME**  
 TO THE PENNINGTON CO. FAIR  
 AND BULLRIDE!  
**FALLS LIQUOR**  
*"Northwest Minnesota's Complete Package Store"*  
 Hwy. 59 & Atlantic, TRF 681-1992

**BRADY MARTZ**  
 CERTIFIED PUBLIC ACCOUNTANTS  
 AND CONSULTANTS  
 100 3rd Street East  
 Thief River Falls, MN  
 218-681-6265

**BINGO**  
 4 - 10 P.M. THURSDAY  
 4 - 10 P.M. FRIDAY  
 2 - 10 P.M. SATURDAY  
 2 - 9:30 P.M. SUNDAY  
 LOCATED IN THE  
 CURLING CLUB BUILDING

**TR SALVAGE INC.**  
 702 Dawn Ave.  
 Thief River Falls  
 (218) 681-8221  
 (800) 950-9917  
 E-mail  
 sales@trsalvage.com  
 Web site:  
 www.trsalvage.com  
**NEW AND USED FARM PARTS**

**Nordin Realty Inc.**  
 201 Brooks Ave. N.  
 Thief River Falls  
 218-681-7789  
 218-681-7789  
 www.nordinrealtytrf.com

**DIAMONDS & DESIGNS**  
*Your Family Jewelry and Diamond Center*  
**The Diamond Boutique**  
 3 Floors of Fashion & Fine Jewelry  
 207 LaBree Avenue North, Thief River Falls, MN 56701 ♦ 218-681-1490 ♦ 1-888-834-2436

**Gospel Music**  
**Sunday, July 18**  
 1:30 P.M. -  
 5:00 P.M.  
 In The Bandshell

## Greetings from the Pennington County Fair Board

First of all, the Pennington County Fair Board would like to extend you a huge thank you for your current and future patience as we plan the 2021 Pennington County Fair. The 2021 fair will not be the same as in the past. We strive to give you the best fair possible. Please extend a HUGE thank you to all the volunteers, workers, carnival, businesses, concessions, exhibitors, activity coordinators, 4-H, City of Thief River Falls Parks Department for the upkeep of the grounds, STS crew for all their help with set-up and clean-up of the fair this summer, and Pennington County Commissioners. Thanks to our sponsors and advertisers for making the Premium List and Schedule of Events possible.

Above all, we appreciate your support, patience and understanding as we navigate the 2021 Fair. Please see our website: [www.penningtoncountyfair.org](http://www.penningtoncountyfair.org), or our Facebook page, "Pennington County Fair - Thief River Falls, MN", The Thief River Falls Times and Thief River Falls Radio for up-to-date information and schedules.

## Have a great fair and LET'S HAVE SOME FUN IN 2021!

COVID-19 Guidance and best practices will be put in place for the 2021 Pennington County Fair. Please keep in mind that this is an ever changing situation. Please see: <https://stay-safe.mn.gov> for the most up-to-date and accurate information.

We encourage you to keep safe and follow all the guidelines set forth by the State of Minnesota.

## Have fun on the farm and stay healthy!

Even healthy, well cared for animals can have germs that can make people sick.

**Keep food and drinks out of animal areas**  
 This includes bottles, sippy cups, and pacifiers  
 You don't want to get germs on them



**Wash your hands with soap and water**  
 Wash hands after visiting the animals and before eating  
 Don't just use hand sanitizer. It doesn't work against all germs

**Don't touch your mouth**  
 That's how germs get in your body and make you sick



**Wear appropriate clothing and shoes**  
 Such as sturdy shoes and clothes you can get dirty  
 When you get home, change your clothes and shoes and wash them

**Don't touch the farm equipment**  
 Farm equipment can be dangerous  
 Stay with your group



If you are pregnant,  
 under age 5, over age 65,  
 or have a compromised  
 immune system, you are  
 at higher risk for more  
 serious infections.

See you  
soon!

**MDH** Minnesota  
 Department of Health

Minnesota Department of Health  
 Zoonotic Diseases Unit  
 651-201-5414 or 1-877-676-5414  
[www.health.state.mn.us](http://www.health.state.mn.us)



# PENNINGTON COUNTY FAIR BOARD

## OFFICERS

PRESIDENT .....	Miranda Carlson
VICE PRESIDENT .....	Mike Sorteberg
VICE PRESIDENT .....	Floyd Erickson
SECRETARY .....	ADawn Nelson
TREASURER .....	Ray Safranski
PAST PRESIDENT .....	Curt Howe

## DIRECTORS

Arlette DeFreece	Deb Howe	Ray Kuznia	Beattie Mickelson
Eric Beitel	Bernie Huot	Brittney Olson	Steve Dahlen
Wayne Harder	Petie Rolandson	Sally Erickson	

## DIRECTORS – AT LARGE

Craig Mattson	Emily Bakke	Julie Bannerman	Brian Sturgeon
Cindy Skinner	Sheryl Beitel	Daryl Rupprecht	Jodi Peters
Todd & Rhonda Mack	Arlen Stenvick	Leroy Jenson	Rhonda Koup
Steve & Rose Klaven	Holly & Mark Haugen	Shari Safranski	Randy Hultgren
Sherry Sorenson	Cecil Anderson	Nicole Peterson	Darrin Looker
Sande Drevlow	Melissa Swanson	Mike & Jodie Flaagen	Blake Smith
Wayne & Susan Koland	Doug & Laurie Harbott	Deb Farris	Tom Scholin
Karen & Mike Frisch	Marlys Hruby	Paul & Colleen Omdahl	Kelly Langness
Linnae & Mark Enge	Amy Olson	Dave Ballard	Dale Svendsgaard
Todd Carlson	Anita Johnson	Aaron Enge	Ladora Dahlen
Roger & Jenny Gonsorowski	Lori Huot	Tracy Johnson	Kathy Svidal
Jessica & Shawn Johnson	Dani Miller	David & Becky Veselka	Dennis & Bonnie Yost
Kaleb Flaagen	Sean Farris	Hannah Enge	Mischelle Escobar
Sean & Amanda Sorteberg	Kim Tunheim	Elaina Knott	Nicole Gebeck
Emma Rae Nelso	Jill Safranski	Manuel Peralta	

## SUPERINTENDENTS

Women's Department/Arena .....	Arlette Defreece, Sherry Sorenson
4-H Club Work .....	Kyle Jore, Ashley Nerhus, Cindi Kilen
Senior Citizens.....	Anita Rutz, Sally Erickson
Livestock.....	ADawn Nelson, Daryl Rupprecht
Rabbits and Poultry.....	Rose Klaven, Sande Drevlow, Elaina Knott
Horses.....	Miranda Carlson, Emma Rae Nelson
Sheep, Swine, Goats .....	ADawn Nelson
Crops and Vegetables .....	Tom Scholin
Grounds and Maintenance .....	Mike Flaagen, Curt Howe, Wayne Harder, Mark Hauge
Parking.....	Curt Howe, Floyd Erickson, Tennis Club
Carnival.....	Ray Safranski, Floyd Erickson, Wayne Harder
Official Veterinarian .....	Dr. Larry Johnson
Premium Book .....	Beattie Mickelson, Ray Safranski, Floyd Erickson
Publicity .....	Floyd Erickson
Grandstand Shows .....	Floyd Erickson, Ray Safranski, Mike Sorteberg
Grandstand Ticket Sales.....	Brittney Olson, Shari Safranski
Commercial Exhibits, Food Vendors, Indoors & Outdoors .....	Deb Howe, Curt Howe
Bandshell.....	Floyd Erickson, Mike Sorteberg, Darrin Looker, Becky Veselka
Beer Gardens .....	LeRoy Jensen, Wayne Harder, Mark Enge, Aaron Enge
Bingo.....	Bernie Huot
Talent Show .....	Sally Erickson
Demo Derby .....	Tyler Miller, Wayne Harder, Dave Ulrich, Curt Howe
Parade.....	Amy Olson, Jodie Flaagen
Car Club Cruise .....	Mark Haugen

## LIVESTOCK & HORSE RULES

1. Entries in the livestock and poultry/rabbit department shall be sent in by email (amelbye@umn.edu) Phone (218-684-1047). Horse entries should be emailed to miranda.nelson@yahoo.com or 218-686-5185 prior to July 7. This is necessary in order that stalls may be assigned according to the number of entries and that the fair management may know how much barn space is available. The animals must be in place on the first day of the fair.
2. Space in the barns (not location) will be reserved in the following order:
  - 1 . 4-H members fair animals
  2. 4-H members additional animals
  3. Open Class Animals in county and surrounding counties
  4. Other\*\* Space is Limited in Each Facility per Family
3. Livestock, Horses, Poultry, Rabbits are not permitted on the fairgrounds BEFORE 1 PM on Wednesday. Setup can begin the Sunday before the fair.
4. Livestock and Horse entries will occur on Google Forms: Animals MUST be preregistered July 7th
5. There will be NO PARKING of cars, trucks, campers between the poultry barn and the livestock barn and designated areas near the horse barn. No animals on or past North of the Tar Road.
6. Cattle, Sheep, Hogs, Meat and Milking goats will be shown by registered and commercial/grade. Registered animals must have registration papers obtainable on the fairgrounds on the day of the show.
- 7 . Exhibitors must keep their barn and stalls open between the hours of 8 A.M. and 10 P.M. during each day of the show. Exhibitors of livestock must keep their stock, stalls, and pens in good, neat condition and open for inspection from 8 A.M. to 10 P.M. Pen's unkept will not allowed back to the fair the following year.
8. The barns will be closed, gates shut at 10 pm each night of the fair. Exhibitors working on animals are the only people allowed in the barns after 10 pm
9. Each exhibitor of livestock/horse must pay an entry fee of \$2.00 for each entry, 50¢ for each entry of sheep, goats and hogs. No entry in the livestock department will be less than \$2.00.
10. When entering female livestock, they must go into either market or breeding category, not both.
11. Exhibitors must bring your own necessary bedding, feed and equipment. Animals must be feed and watered adequately throughout the fair. Improper care or treatment of animals. exhibitors and animals may be asked to leave the fairgrounds.

## RULES AND REGULATIONS

1. Rules and regulations will be strictly adhered to.
2. ENTRIES FOR PREMIUM PRIZES ARE LIMITED TO RESIDENTS OF NORTHWEST MINNESOTA.
3. Open Class entries in Huck Olson Arena on Wednesday, July 14 from 10 am - 5 pm. Livestock entries on Thursday, July 15th and 4-H entries on Tuesday, July 13.
4. Only one entry will be allowed to an exhibitor in one lot on any class other than livestock, provided, however, that no animal shall be entered in more than one class except to make up herds or teams. Limited to 2 entries in each class.
5. No purse will be awarded where there is no competition, unless specially recommended by the judges, and no unworthy exhibit shall be awarded a prize.
6. The association management will use diligence to insure the safety of livestock or articles after their arrival and placement, but under no circumstances will it be responsible for any loss, injury or damage done to, or occasioned by, or arising from any animal or articles on exhibition, and the exhibitor shall indemnify the Association management thereof against all legal or other proceedings in regard thereto.
7. On receipt of entries a card will be prepared for each animal or articles, specifying the class, section, articles and number of entry, the card must remain attached to the articles during the whole period of exhibition.
8. All exhibits, including livestock, shall be left on display until 5 P.M. on the last day of the fair, July 18. No ticket shall be removed from the article until that time. The Fair Association will not be responsible for exhibits or property left on the grounds after 7 P.M., Sunday, July 18. Any exhibits removed early will forfeit their premium.
9. No exhibits or coverings containing them will be admitted with the name or initial on them.
10. Articles on exhibition shall not be handled except by officers of the department to which they belong.
11. The board of directors reserves the right to make any changes in the premium list and in the rules and regulations that it may deem advisable.
12. The interpretations of the rules and the settlement of all questions and differences that may come up in connection with the contest shall be vested in the board of directors.
13. The board of directors reserves the right to prorate premiums if the amount exceeds \$10,000.00.
14. All bills or materials borrowed for the fair must receive the O.K. of the secretary of the board of directors, otherwise the fair management will not be responsible.
15. All premiums and other checks issued by the Fair Association must be cashed before September 1st, so that the checks may be audited for drawing the state appropriation.
16. No person will be permitted to distribute advertising matter on the grounds except from their places of business or exhibit. The tacking or posting of any advertising, bills, cards, etc., other than within the spaces occupied by exhibitor, is strictly prohibited. The distribution of handbills, flyers, heralds, etc. will not, under any circumstances, be permitted. Anyone violating this rule will be liable to a fine or expulsion from the grounds, as the board may elect.
17. The management reserves the right to exclude from the grounds any person or persons whom it may deem undesirable, or expel from the grounds such person or persons who shall violate any rules.
18. Exhibitors will please bring in only the articles listed in the premium book. No special will be accepted.
19. The fair board has the right to accept or reject any exhibit.
20. The fair board reserves the right to regulate all raffles.

12. All livestock including horses. cattle. sheep, pigs, poultry, fowl, rabbits and goats will be examined by the official show veterinarian each day of the fair. Certificates for all livestock/horses from other states shall comply with the Minnesota Board of Animal Health. All animals must be in healthy condition, free of warts, ringworm or other contagious/infectious/ communicable disease(s). If they arrive at the show with these diseases or are deemed unsafe, they will be sent home by Veterinarian and/or Superintendent. All animals must be officially identified according to the most current guidelines set forth by Minnesota Board of Animal Health.
13. All poultry, except waterfowl and pigeons, besides being apparently healthy, must meet one of the following conditions in order to qualify for exhibition:
  1. Officially tested for pullorum and typhoid diseases and found negative within 90 days prior to opening or exhibition, or
  2. Originate directly from parent stock classified within 12 months of opening date of exhibition as U. A. Pullorum-Typhoid Clean or a comparable classification. The exhibition must show compliance with one of the above by means of an official form issued by an authorized agent of which is recorded the result of this test, or an appropriate statement certifying to origin, together with identification of each bird by band number. All poultry must be identified by leg or wing band.
14. Horses are required to have a current (within 12 months of exhibition) negative Coggin's Test. A test is not required for suckling foals. A copy of each horse's negative Coggins test must be given to the horse superintendent as soon as the horse arrives onto the fairgrounds.
15. To receive your premium check your stall, pen or cage must be completely cleaned of debris, you must complete required hours of assistance to show superintendent, animals must stay on the fairgrounds until 5:00 P.M. the last fair day. This includes poultry, rabbits, sheep, goats, swine, cattle and horses.
16. No intact male (uncastrated) animals over the age of 1 are allowed in exhibition on the Pennington County Fairgrounds except for sheep and goats.
17. Additional changes/deletions may occur at the discretion of the Superintendent.
18. All animals at the fairgrounds must be shown in at least one class during the fair.
19. Superintendents have final decisions.
20. Exhibitors are responsible for animals during the Fireworks performance on Wednesday night at Dusk. You must be present in the barn and near your animals. All gates will be shut and public asked to leave the building.



# Welcome To The PENNINGTON COUNTY FAIR



DOWNTOWN AND HUGO'S MARKET

**681-4020 • www.nsbtrf.com**

MEMBER  
FDIC

Thief River Falls, MN 56701



**SPEED'S  
Auto Service**  
(218) 681-4154

COMPLETE AUTO CARE

- Transmission and Engine Repair
- Complete Brake Work
- All Electronic Systems Repair
- Towing Available

Same Location since 1965

1605 US Hwy. 59 SE  
In front of Walmart  
Thief River Falls

## RENT COMMERCIAL BOOTH SPACE HUCK OLSON ARENA

July 14 open at 9 am for setup  
Open to the public 6-10 pm

Thursday - Saturday:

Open to the public 11 am-10 pm

Sunday:

Open to the public 11 am-6 pm

**CONTACT**

**CURT or DEB HOWE**  
**686-0921 OR 686-1766**

# WIN

1<sup>ST</sup> - 2021 ARCTIC CAT ALTERRA  
700 EPS ATV

MSRP  
\$8,999



2<sup>ND</sup> - WEATHERBY ORION OVER/UNDER

3<sup>RD</sup> - LEUPOLD SPOTTING SCOPE

4<sup>TH</sup> - 1 DAY FISHING FOR 3 PEOPLE w/NCOR GUIDE  
SERVICE (CURT QUESNELL)

5<sup>TH</sup> - WEATHERBY VANGUARD 6.5X300

6<sup>TH</sup> - 4 BURNER 36" GRIDDLE HARD TOP  
BLACKSTONE GRILL

7<sup>TH</sup> - FIRE PIT

8<sup>TH</sup> - \$500 CASH

9<sup>TH</sup> - \$400 CASH

10<sup>TH</sup> - \$300 CASH

11<sup>TH</sup> - \$200 CASH

12<sup>TH</sup> - \$100 CASH

13<sup>TH</sup> - \$50 CASH

14<sup>TH</sup> - \$50 CASH

NEED NOT BE PRESENT TO WIN

**\$10.00 DONATION**

Drawing To Be Held

## Sunday, July 18

Pennington Co. Fairgrounds 9 P.M.

Tickets Available From Fair Board Members



## LIVESTOCK DEPARTMENT

Overall Livestock Superintendent: ADawn Nelson 218-684-1047

\$2.00 per animal

### DIVISION A – BEEF CATTLE

Superintendent: Daryl Rupprecht 218-280-1378.

**Prizes: 1st – \$20.00; 2nd – \$17.50; 3rd – \$15.00; 4th – \$12.50; 5th – \$10.00**

All cattle will be examined by the official veterinarian on entry day. Please remember to bring your farm ID/Premise Number with you for registration. Read livestock/horse rules and guidance.

Class 1 - Commercial

2 - Registered (Must have papers obtainable at the fair)

Lot 1 – Spring Calf January 1 to April 30, 2021

2 – Fall Calf Sept. 1 - Dec. 31, 2020

3 – Summer Yearling May 1 - Aug. 31, 2020

4 – Junior Yearling Jan. 1 - April 30, 2020

5 – Senior Yearling Sept. 1 - Dec. 31, 2019

6 – Cow born 2018 and before

7 – Grand Champion Commercial Female (no premium)

8 – Grand Champion Registered Female (no premium)

9 – Cow/Calf, calf born on or after January 1, 2021

10 – Produce of dam, not less than two animals from one dam

11 – Market Beef - Prospect Heifer Calf - Born Jan. 1 - Apr. 30, 2021

12 – Market Beef - Prospect Steer Calf - Born Jan. 1 - Apr. 30, 2021

13 – Market Steer - Jan. 1 - August 31, 2020

14 – Market Heifer - Jan. 1 - August 31, 2020

15 – Dairy Steer - Jan. 1 - August 31, 2020

16 – Grand Champion Market Commercial (no premium)

17 – Grand Champion Market Registered (no premium)

### DIVISION B – DAIRY CATTLE

Superintendent: Daryl Rupprecht 218-280-1378.

**Prizes: 1st – \$30.00; 2nd – \$25.00; 3rd – \$20.00; 4th – \$15.00; 5th – \$10.00**

Please remember to bring your farm ID/Premise Number with you for registration. Read livestock/horse rules and guidance.

Class 1 – Holstein

4 – Ayrshire

6 – Jersey

2 – Brown Swiss

5 – Milking Shorthorn

7 – Any other dairy breed

3 – Guernsey

Lot 1 – Novice animal classes are for exhibitors ages 7 years and under showing one animal with an adult accompanying in the ring. All breeds shown together.

2 – Junior heifer calf, born March 1, 2021 and later

3 – Intermediate heifer calf, born after November 30, 2020 and before February 28, 2021

4 – Senior heifer calf, born after August 31, 2020 and before December 1, 2020

5 – Summer and Junior yearling June 1 - Nov. 30, 2019

6 – Intermediate and Senior yearling heifer, born after August 31, 2016 and before December 1, 2016

7 – Jr. Champion female, winners of lots 3-7 (no premium)

8 – Cows, 2 years old and under 3 years old

9 – Cows, 3 and 4 years old

10 – Cows, 5 years and older

11 – Dry cows

12 – Senior Champion female, winners of lots 9-12 (no premium)

13 – Grand Champion overall female, winners of lots 3-12 (no premium)

14 – Produce of dam group to consist of 2 animals any age, either sex, the produce of one dam

15 – Daughter and dam class

16 – Best uddered cow (no premium) all breeds

### DIVISION C – SHEEP

Superintendent: ADawn Nelson 684-1047 or amelbye@umn.edu

**Prizes: 1st – \$30.00; 2nd – \$25.00; 3rd – \$20.00; 4th – \$15.00; 5th – \$10.00**

Please remember to bring your farm ID/Premise Number with you to registration.

Sheep must be identified with a Scrapie Tag. Sheep within 30 days of giving birth (before or after) cannot be exhibited without prior approval of the Board of Animal Health. Read livestock/horse rules and guidance.

Note Base Dates:

a. Yearlings and ewes – January to December 2020

b. Fall Lambs – September 1 to December 31, 2020

c. Senior Lambs - January 1 to Feb. 28, 2021

d. Junior Lambs – March 1, 2021 or later

Class 1 - Commercial

2 - Registered (Must have papers obtainable at the fair)

Lot 1 – Yearling ram

2 – Senior ram lamb

3 – Junior ram lamb

4 – Pair of ram lambs, bred and owned by exhibitor

5 – Grand Champion and Reserve Champion ram, any age (no premium)

6 – Yearling ewe

7 – Pair of yearling ewes, bred and owned by exhibitor

8 – Fall ewe lamb

9 – Senior ewe lamb

10 – Junior ewe lamb

11 – Pair of ewe lambs, bred and owned by exhibitor

12 – Grand champion and reserve champion female, any age (no premium)

13 – Get of sire, four animals any age, both sexes represented, bred and owned by exhibitor

14 – Breeders young flock: One ram lamb and two ewe lambs, bred and owned by exhibitor

15 – Flock: One ram any age, one yearling ewe, two ewe lambs

16 – Grand Reserve Champion male and female, all breeds – ribbon only

17 – Market Animals: wethers (all breeds and crossbreeds judged together)

18 – Market Animals Ewes (all breeds and crossbreeds judged together)

(Can't be shown in any other classes)

19 – Grand Champion and Reserve Champion Overall Market Lamb



## DIVISION D – SWINE

Superintendent: ADawn Nelson 684-1047 or amelbye@umn.edu

Preregister by July 7 so stalls can be arranged

Prizes: 1st – \$30.00; 2nd – \$25.00; 3rd – \$20.00; 4th – \$15.00; 5th – \$10.00

Swine must be individually identified with an eartag, tattoo or ear notches.

Please remember to bring your farm ID/Premise Number with you to registration.

- Class    1 - Commercial  
          2 - Registered (Must have papers obtainable at the fair)

- Lot    1 – Breeding gilt, born before Jan. 1, 2020  
      2 – Breeding gilt, born after Jan. 1, 2021  
      3 – Sow, over 1 year old  
      4 – Grand and Reserve, female, all breeds  
      5 – Market Barrows (All breeds and cross breeds judged together)  
      6 – Market Gilts (all breeds and cross breeds judged together)  
      7 – Grand and Reserve, overall market animal - ribbon only

## DIVISION DG – DAIRY GOAT

Superintendent: ADawn Nelson 684-1047 or amelbye@umn.edu

Preregister by July 7 so stalls can be arranged

Please remember to bring your farm ID/Premise Number with you to registration.

SHOW TIME SATURDAY 8:30 a.m. Before Dairy Cattle

### ENTRY FEE

Preregister by July 7

Prizes: 1st – \$30.00; 2nd – \$25.00; 3rd – \$20.00; 4th – \$15.00; 5th – \$10.00

Birthdates:

- Junior Doe Kid April 1 to June 30, 2021  
Junior Buck Under 6 mo. of age at the fair  
Senior Doe Kid Jan. 1 to March 31, 2021  
Dry Yearling Doe Jan. 1 to Dec. 31, 2020  
Milking Yearling Doe Jan. 1 to Dec. 31, 2020  
Milking 2 year old Doe Jan. 1 to Dec. 31, 2019  
Milking 3 year old Doe born in 2018  
Milking 4 year old Doe born in 2017  
Milking 5 year old and older born in 2016 or before

Class    1 – Registered Dairy Goats

          2 – Unregistered/Grade Dairy Goats

- Lot    1 – Milking yearling Doe Jan. 1 to Dec. 31 2020  
      2 – Milking 2 year old Doe Jan. 1 to Dec. 31 2019  
      3 – Milking 3-4 year old Doe Jan. 1 to Dec. 31 2018-17  
      4 – Milking 5 year old and older born before 2016  
      5 – Milking Doe Grand and Reserve (no premium).  
      6 – Dam and Daughter.  
      7 – Get of Sire (3) Dairy herd (4 animals milking)  
      8 – Jr. Doe Kid  
      9 – Sr. Doe Kid  
      10 – Grand and Reserve Doe Kid (no premium)  
      11 – Jr. Buck Kid.  
      12 – Sr. Buck Kid  
      13 – Grand and Reserve Buck Kid (no premium)  
      14 – Dry Yearling Doe  
      15 – Dry 2 year old Doe  
      16 – Dry 3 year old Doe  
      17 – Grand and Reserve Dry Doe (no premium)

## DIVISION DMG – MEAT GOATS

Superintendent: ADawn Nelson 684-1047 or amelby@umn.edu

Preregister by July 7 so stalls can be arranged

Please remember to bring your farm ID/Premise Number with you to registration.

SHOW TIME CHANGE: AFTER SHEEP ON FRIDAY

### ENTRY FEE

Preregister by July 7

Prizes: 1st – \$30.00; 2nd – \$25.00; 3rd – \$20.00; 4th – \$15.00; 5th – \$10.00

Class    1 - Commercial

          2 - Registered (Must have papers obtainable at the fair)

Please weigh your market meat Thursday during the 4-H weighing at 5 P.M.

Crossbreed variety, if any meat breeding in them, judged as meat.

- Lot    1 – Junior Buck  
      2 – Senior Buck  
      3 – Yearling Breeding Buck  
      4 – 2 year and over Breeding Buck  
      5 – Grand and Reserve Meat Goat Buck (no premium)  
      6 – Junior Doe  
      7 – Senior Doe  
      8 – Yearling Breeding Doe  
      9 – 2 year and over Breeding Doe  
      10 – Grand and Reserve Meat Goat Doe (no premium)  
      11 – Meat Herd. (4 animals under 1 year of age)  
      12 – Dam and offspring (either sex)  
      13 – Market Dairy Goat (Animals must be born between 12/1/20 and 4/30/21 and can’t be shown in breeding stock)  
      14 – Market wether or Doe under 75 lbs. (animals must be born between 12/1/20 and 4/30/21 and can’t be shown in breeding stock)  
      15 – Market wether or Doe over 75 lbs. (animals must be born between 12/1/20 and 4/30/21 and can’t be shown in breeding stock)  
      16 – Market Animal Grand and Reserve Champion (no premium)

## DIVISION EL – LLAMA / ALPACAS

Superintendent: ADawn Nelson 684-1047 or amelbye@umn.edu

4-H Show Following Sheep Show

Open Show: Immediately Following

Preregister by July 7 so stalls can be arranged

Also includes Alpacas.

1st – \$10.00; 2nd – \$8.50; 3rd – \$7.50; 4th – \$6.00; 5th – \$5.00

All animals must be born before January 1, 2021.

Same rules as for goats. Llamas must be wormed a minimum of 7 days before the fair.

Entry fee 50¢ per animal.

Class A Halter

- Lot    1 – Junior Female (6-12 mos. of age)                      6 – 2 Yr. Old Male (25-36 mos. of age)  
      2 – Junior Male (6-12 mos. of age)                      7 – Adult Female (37 mos. of age and older)  
      3 – Yearling female (13-24 mo. of age)                      8 – Adult Male (37 mos. of age and older)  
      4 – Yearling Male (13-24 mos. of age)                      9 – Grand and Reserve Champion Female - no premium  
      5 – 2 yr. Old Female (25-36 mos. of age)                      10 – Grand and Reserve Champion Male - no premium

## DIVISION F – POULTRY

Superintendent: Rose Klaven 686-3039; Assistant: Elaine Knott 689-4458

Sande Drevlow 681-3087

Prizes: 1st – \$3.00; 2nd – \$2.00; 3rd – \$1.50

Before poultry is unloaded from vehicles, a barn manager must see your animals ID, legbands & paperwork. If these are not met animals will be asked to leave.

### RULES AND REGULATIONS

- Any standard breed of poultry can be entered.
- Poultry shall be free from any infections and communicable disease.
- Poultry, with the exception of pigeons and waterfowl, must be individually identified with a leg or wing band and must: (1) have had a negative test for pullorun-typhoid disease conducted within 90 days prior to the opening date of the exhibition; or (2) if under five (5) months of age, originate directly from parent stock tested and found negative for pullorun-typhoid disease within the last 12 months. In addition, turkeys must be tested negative or originate directly from parent stock that is tested negative for *Salmonella typhimurium*, *Mycoplasma gallisepticum*, and *Mycoplasma synoviae*. Poultry must be accompanied by a testing or origination certificate approved by the board. Waterfowl and pigeons, if over 5 months of age and sold at a sale, must be tested for Pullorum - Typhoid within 30 days of the sale.
- Feed will be provided for poultry and they will be fed.
- Entry fees must accompany the entry in each case. Entry fee is 25 cents for each bird and 50 cents for each pen of birds.
- No exhibitor may show more than 2 entries in each subdivision, nor more than a total of 20 birds in all classes.
- Poultry pens must be cleaned before Premium Checks are handed out.
- All young birds must be 2 months old.

Lot 1 – Cock – a male bird hatched prior to 2021                      3 – Cockerel – a male hatched in 2021  
          2 – Hen – a female hatched prior to 2021                      4 – Pullet – a female hatched in 2021

### AMERICAN BREEDS

- |                         |                       |                            |
|-------------------------|-----------------------|----------------------------|
| Class 1 –Plymouth Rocks | d. Buff               | 5 – Jersey Black Giants    |
| a. Barred               | e. Black              | a. Black                   |
| b. White                | f. Partridge          | b. White                   |
| c. Buff                 | g. Silver-Penciled    | 6 – New Hampshire Red      |
| d. Silver-Penciled      | h. Columbian          | 7 – Lamonas                |
| e. Partridge            | 3 – Javas             | 8 – Dominiques             |
| f. Columbian            | a. Black              | 9 – White Chanticleer      |
| g. Blue                 | b. Mottled            | 10 – Partridge Chanticleer |
| 2 – Wyandottes          | 4 – Rhode Island Reds | 11 – Buckeyes              |
| a. Silver-Laced         | a. Single-Comb        | 12 – Delaware              |
| b. Golden-Laced         | b. Rose-Comb          | 13 – Holland - White       |
| c. White                |                       |                            |

### ASIATIC BREEDS

- |                   |                 |              |                |
|-------------------|-----------------|--------------|----------------|
| Class 14 –Brahmas | 15 – Cochins    | e. Black     | 16 – Langshans |
| a. Light          | a. Silver-Laced | f. White     | a. Black       |
| b. Dark           | b. Golden-Laced | g. Buff      | b. White       |
| c. Buff           | c. Brown        | h. Partridge | c. Blue        |
| d. Partridge      | d. Blue         | i. Barred    |                |

### MEDITERRANEAN BREEDS

- |                                 |                           |                           |
|---------------------------------|---------------------------|---------------------------|
| Class 17 –Leghorns              | k. Single-Comb Columbian  | 19 – Spanish, White Faced |
| a. Single-Comb Dark Brown       | l. Rose-Comb Black        | a. Black                  |
| b. Single-Comb Light Brown      | m. Rose-Comb Buff         | b. Blue Andalusians       |
| c. Rose-Comb Dark Brown         | n. Rose-Comb Light Brown  | 20 – Anconas              |
| d. Single-Comb White            | o. Buff Columbian Leghorn | a. Single-Comb            |
| e. Rose-Comb White              | p. Single Comb Barred     | b. Rose-Comb              |
| f. Single-Comb Buff             | 18 – Minorcas             | 21 – Buttercups           |
| g. Single-Comb Black            | a. Single-Comb Black      | 22 – Well Summers         |
| h. Single-Comb Silver           | b. Rose-Comb Black        | a. Single-Comb            |
| i. Single-Comb Red              | c. Single-Comb White      | 23 – Catalana             |
| j. Single-Comb Black-Tailed Red | d. Rose-Comb White        | a. Buff                   |
|                                 | e. Single-Comb Buff       |                           |

### ENGLISH BREEDS

- |                    |              |                         |
|--------------------|--------------|-------------------------|
| Class 24– Dorkings | a. Buff      | c. White-Laced Red      |
| a. Silver-Gray     | b. Black     | d. Buff                 |
| b. Colored         | c. White     | 28 – Sussex             |
| c. Red             | d. Blue      | a. Speckled             |
| d. White           | 27 – Cornish | b. Light                |
| 25 – Redcaps       | a. Dark      | 29 – Australorps, Black |
| 26 – Orpingtons    | b. White     |                         |

# TODD ARMSTRONG SHOWS



**GAMES • FOOD • PRIZES • RIDES • FUN • SHOWS**  
**COME AND VISIT TODD ARMSTRONG SHOWS CARNIVAL**  
**AND EXPERIENCE "A LITTLE BIT MORE..."**  
**PENNINGTON COUNTY FAIR**  
**JULY 14-18, 2021**

## **ADVANCE SALE SPECIALS**

### **DAY PASS**

Unlimited Rides – Unlimited Fun For One Day

Low, Low Price Of **\$20<sup>00</sup>\*** **ADVANCE SALE ONLY**

DAILY PASS: 5 PM - CLOSING WED. - THURS. - FRI.

3 PM - CLOSING SAT. 1 PM - CLOSING SUN.

### **MEGA RIDE PASS**

Unlimited Rides – Unlimited Fun For All Days

Low Price Of **\$50<sup>00</sup>\*\***

MEGA RIDE PASSES ONLY AVAILABLE BY ADVANCE SALE

**Advance Sale Tickets Available Until Noon**  
**Thursday, July 15, 2021**

**AVAILABLE AT THE FOLLOWING LOCATIONS:**

Cenex Travel Plaza  
Goodridge Cenex  
Petro Pumper

East Side Tesoro  
Hugo's  
Kruse In, St. Hilaire

Erl's Market  
Northdale Oil  
Eagle Square, RLF





POLISH BREEDS

- Class 30 –Polish
- a. White-Crested Black

b. Non-Bearded Golden

c. Non-Bearded Silver
- d. Non-Bearded White

e. Bearded Golden

f. Bearded Silver

g. Bearded White
- h. Bearded Buff-Laced

i. Non-Bearded Buff-Laced

HAMBURG BREEDS

- Class 31 –Hamburgs
- a. Golden-Spangled

b. Silver-Spangled
- c. Golden-Penciled

d. Silver-Penciled

e. White
- f. Black

FRENCH BREEDS

- Class 32 –Houdans
- a. Mottled

b. White
- 33 – Crevecœurs, Black

34 – LaFleche, Black
- 35 – Faverolles

a. Salmon

b. White

CONTINENTAL BREEDS

- Class 36 –Campines
- a. Silver

b. Golden
- 37 – Lakenvelders

a. Silver

b. Golden
- 38 – Barnevalder

39 – Welsumner

GAMES AND GAME BANTAMS

- Class 40 –Games
- a. Modern Black-Breasted Red

b. Modern Brown-Red

c. Modern Golden Duckwing

d. Modern Silver Duckwing

e. Modern Red Pyle

f. Modern White

g. Old English Blue-Red

h. Old English Spangled

i. Old English Black-
- Breasted Red

j. Old English Golden Duckwing

k. Old English Silver Duckwing

l. Old English Red Pyle

m. Old English White

n. Old English Black

o. Old English Creole

p. Modern Birchen Game

q. Wheaton Modern Game

r. Lemon Blue Old English

s. Blue Golden Duckwing
- t. Blue Silver Duckwing

u. Self Blue Old English

41. Aseels

a. Black Breasted Red

b. Dark

c. Spangled

d. White

e. Wheaten

42. Shamos

a. Black Breasted Red

b. Black

c. Dark

d. Wheaten

ORIENTALS AND MISCELLANEOUS

- Class 43 – Sumatras
- a. Black

b. Blue

c. White
- 44 – Malays

45 – Black Cubaloya

46 – Black-Breasted Red Cubaloya

47 – Sultans

48 – Frizzles

49 – Yokohamas and Phoenix

a. White

b. Red Shoulder

50 – Turkens

a. Red

b. White
- c. Buff

d. Black

51 – Araucanas

a. Black Breasted Red

b. Golden Duckwing

c. Silver Duckwing

d. White

52 – Ameraucana

a. Black

b. Blue

c. Blue Wheaten

d. Brown Red

e. Buff

f. Silver

g. Wheaten

h. White
- 53 – Crossbreeds and Hybrids

a. Meat Type

b. Layer Type

c. Dual Purpose

54 – Guineas

a. Coral

b. White

c. Pearl

d. Buff

e. Purple

f. Chocolate or Dunn

g. Black

h. Red

i. Lavender

AMERICAN (BANTAMS)

- Class 55 – Plymouth Rock
- a. Barred

b. White

c. Partridge

d. Silver-Penciled

e. Black

f. Columbian
- g. Buff

h. Buckeyes

i. Buff Columbian

Rock

56 – Wyandotte

a. White

b. Black

c. Buff
- d. Partridge

e. Silver-Penciled

f. Silver-Laced

g. Columbian

h. Columbian

Buff

i. Blue

j. Golden-Laced
- 57 – Rhode Island Red

a. Single-Comb

b. Rose-Comb

c. New Hampshire

d. Delaware

ASIATIC (BANTAMS)

- Class 58 – Brahma
- a. Buff

b. Light

c. Dark
- b. Mottled

c. Buff

d. Partridge

e. White

f. Black

g. Blue
- h. Barred

i. Birchen

j. Golden-Laced

k. Silver-Laced

60 – Black Langshan

61 – White Langshan
- 59 – Cochin

a. Red

MEDITERRANEAN (BANTAMS)

- Class 62 – Leghorn
- a. Rose-Comb White

b. Single-Comb White

c. Single-Comb Light Brown

d. Rose-Comb
- Light Brown

e. Single-Comb

f. Dark Brown

g. Single-Comb Silver

h. Black

i. Buff
- j. Blue Andalusian

k. Single-Comb Ancona

l. Rose-Comb Ancona

m. Minorca Black

n. Columbian

Barred

ENGLISH (BANTAMS)

- Class 63 – Cornish
- a. Dark

b. White

c. White-Laced Red
- 64 – Orpington

a. Black

b. Buff

c. White
- 65 – White-Crested Black

66 – Non-Bearded Golden

67 – Non-Bearded Silver
- 68 – Non-Bearded White

69 – Non-Bearded Buff-Laced

70 – Non-Bearded Blue

71 – Bearded Blue

72 – White-Crested Blue, Non-Bearded

73 – White-Crested Blue, Bearded

74 – Bearded Golden

75 – Bearded Silver

76 – Bearded White
- 77 – Bearded Buff-Laced

78 – Frizzle

79 – Hamburg Silver Spangled

80 – Sussex

a. Speckled

b. Light

GAMES (BANTAMS)

- Class 81 – Golden Duckwing
- 82 – Modern Black-Breasted Red

83 – Modern Brown-Red

84 – Modern Silver Duckwing

85 – Modern Birchen

86 – Modern Red Pyle

87 – Modern White

88 – Modern Black

89 – Modern Lemon-Blue

90 – Modern Self Blue
- 91 – Old English Blue-Red

92 – Old English Black-Breasted Red

93 – Old English Golden Duckwing

94 – Old English Silver Duckwing

95 – Old English White

96 – Old English Black

97 – Old English Spangled

98 – Old English Wheaten
- 99 – Old English Red Pyle

100 – Old English Self Blues

101 – Old English Creole

102 – Old English Brown-Red

103 – Old English Lemon-Blue

104 – Old English Birchen

105 – Old English A.O.C.

106 – Blue Brassy Back

107 – Black Brassy Back

108 – Ginger Red

ORNAMENTALS (BANTAMS)

- Class 109 – Sebright
- a. Golden

b. Silver
- 110 – Rose-Comb

a. Splashed

b. Blue

c. White

d. Black

e. Buff Columbian

f. Black Breasted Red

111 – Japanese

a. Brown-Red

b. Black-Tailed, White

c. White

d. Black

e. Gray

f. Wheaton

g. B.T. Buff
- h. Mottled

i. Frizzled White

j. Frizzled Black Tail

112 – Mille Fleur

a. Bearded

b. Non-Bearded

c. Porcelain

113 – Silkies, White

a. Bearded

b. Non-Bearded

114 – Silkies, Black

115 – Antwerp Belgian

a. Black

b. Blue

c. Quail

d. White
- 116 – Frizzles

a. Black

b. Buff

c. White

d. Red

117 – Faverolle, Salmon

118 – Turkens

a. Red

b. White

c. Buff

d. Black

119 – Ameraucanas

a. Black

b. Blue

120 – Sultan

121 – Mottled Houdans

122 – Sumatra

123 – Voreck

DUCKS

Prizes: 1st – \$3.00; 2nd – \$2.00; 3rd – \$1.50

- Lot 1 – Old Drake
- 2 – Old Duck

3 – Young Drake

4 – Young Duck

5 – Old Pair

6 – Young Pair - not less than 2 months old
- Class 124 – Pekin

125 – Aylesbury

126 – Rouen

127 – Cayuga, Blue

128 – East India, Black

129 – Muscovy

a. Colored

b. White

c. Blue

d. Chocolate

130 – Swedish
- a. Blue

b. Black

131 – Buff

132 – Crested

a. White

b. Black

133 – Runner

a. Fawn and White

b. White

c. Penciled

d. Mallard

e. Black

f. Emory Penciled

g. Blue

134 – Call

a. Snowy

b. Gray

c. White

d. Blue
- e. Buff

f. Campbell

1. Khaki

2. White

3. Dark

g. Mallard

h. Showy Mallard

i. Magpie, Black and White

j. Magpie, Blue and White

k. Cumberland Blue

135. Saxony

136. Silver Appleyards

137. Golden Cascade

138. Magpie

a. Black

b. Blue

GEESE

Prizes: 1st – \$3.00; 2nd – \$2.00; 3rd – \$1.50

- Lot 1 – Old Gander
- 2 – Young Gander

3 – Old Goose

4 – Young Goose

5 – Old Pair

6 – Young Pair
- Class 139 – Buff
- 140 – Toulouse

141 – Buff Toulouse

142 – Embden

143 – African, Buff

144 – African, White

145 – Chinese, Brown

146 – Chinese, White
- 147 – Canada

148 – Egyptian

149 – Sebastopol

150 – Pilgrim

151 – Pomeranian, Buff

152 – Pomeranian, Gray

153 – Crested

TURKEYS

Prizes: 1st – \$3.00; 2nd – \$2.00; 3rd – \$1.50

- Lot 1 – Adult Gobler
- 2 – Young Gobler

3 – Adult Hen

4 – Young Hen

5 – Young Pen, 1 male, 2 females not less than 2 months old
- Class 154 – Bronze

155 – Black

156 – White
- 157 – Slate

158 – Narragansett

159 – Bourbon Red

160 – Royal Palm

161 – Wild Turkey

PIGEONS

Prizes: 1st – \$1.00; 2nd – \$.75; 3rd – \$.50

- Class 162 – Pair of pigeons, any fancy type
- 163 – Pair of pigeons, any home type

164 – Pair of pigeons, any squab type

OTHER BIRDS

Prizes: 1st – \$3.00; 2nd – \$2.00; 3rd – \$1.50

- Lot 1 – Breeding Pair
- 2 – Young Male

3 – Young Female
- Class 165 – Peacock

166 – Partridge

167 – Pheasant
- 168 – Quail

169 – Other



DIVISION G – RABBITS

Rose Klaven, Superintendent, 686-3039  
Sande Drevlow, 681-3087, Deb Hoaglund 218-469-1862  
Entries – 9 a.m. - 6 p.m.  
Early Entries Call Superintendent  
Prizes: 1st – \$3.00; 2nd – \$2.00; 3rd – \$1.50

RULES AND REGULATIONS

- 1. Rabbit shall be free from any infections and communicable disease.
- 2. Rabbits do not need health certificates.
- 3. Feed will be provided for rabbits and they will be fed and watered. Bring food/water crocks.
- 4. Entry fee must accompany the entry in each case. Entry fee is \$.50 for each rabbit and/or \$1.00 for each pen of rabbits. Limit of 3 rabbits per cage with exception of doe and litter or permission of Supt.
- 5. Limit of two (2) entries per lot, per class, per variety.
- 6. Bunnies under 6 weeks of age will not be allowed without mother doe.
- 7. Does with litters under three (3) weeks of age will NOT be allowed.
- 8. Rabbits will be divided into 4-Class and 6-Class. If unsure of Class, please call superintendent.
- 9. Crossbreed rabbits will be judged as a class by themselves.
- 10. There will be meat classes, fryers/meat pen fryers/roasters/bakers and will be judged for meat quality only.
- 11. We reserve the right to turn away rabbits that appear ill.
- 12. Pennington County Fair Board and volunteer workers will not be held responsible for accidental injuries or theft of rabbits. All reasonable care will be taken to see that none happen.
- 13. Alcohol/smoking will not be allowed within the building.
- 14. Dogs, other than Service dogs, will not be allowed in the building.
- 15. For Sale signs may not be displayed until Judging is completed on Friday.
- 16. Rabbits may not be removed before official release time on Sunday. This includes Sale rabbits. Premiums for entire entry will be forfeited if removed. Entry fees must be paid for all rabbits in barn.
- 17. Breeding will not be allowed in rabbit barn.
- 18. Balloons are not allowed in the building.
- 19. Pens must be cleaned before Premium Checks are handed out.

- Lots 1-5 are 4-Class Rabbits (under 9-1/2#)  
Lot 1 – Senior Buck (6 months and older)  
2 – Senior Doe  
3 – Junior Buck (under 6 months of age)  
4 – Junior Doe  
5 – Doe and Litter - All 4 classes will be judged together.  
Lots 6-12 are 6-Class Rabbits (over 9-1/2#)  
6 – Senior Buck (8 months and older)  
7 – Senior Doe  
8 – Intermediate Buck (over 6 and under 8 months of age)  
9 – Intermediate Doe  
10 – Junior Buck (under 6 months of age)  
11 – Junior Doe  
12 – Doe and Litter - All 6 classes will be judged together.

ALL MEAT RABBITS

- Lot 13 –Single Fryer (under 70 days of age and 3-1/2 to 5 pounds)  
14 –Meat Pen of 3 Fryers (should match in breed, color and size, under 70 days of age, 3-1/2 to 5 pounds)  
15 –Roaster (under 6 months and 5-1/2 to 8 pounds)  
16 – Stewer (over 6 months and over 8 pounds)  
17 –Baker (over 8 months of age and over 8 pounds)

4-CLASS – UNDER 9 POUNDS IDEAL ADULT WEIGHT


- |                              |                       |                         |
|------------------------------|-----------------------|-------------------------|
| Class 1 – American Fuzzy Lop | 10 – Jersey Wooly     | 19 – Silver Marten      |
| 2 –Angora, English           | 11 – Lilac            | 20 – Tan                |
| 3 –Angora, French            | 12 – Lion Head        | 21 – Doe and Litter     |
| 4 –Britannia Petite          | 13 – Lop Holland      | 22 –                    |
| 5 –Dutch                     | 14 – Lop, Mini        | 23 –                    |
| 6 – English Spot             | 15 – Mini Rex         | 24 –                    |
| 7 – Florida White            | 16 – Netherland Dwarf | 25 – 4-Class Crossbreed |
| 8 – Havana                   | 17 – Polish           |                         |
| 9 – Himalayan                | 18 – Rex              |                         |

6-CLASS – OVER 9 POUNDS IDEAL ADULT WEIGHT

- |                        |                      |                         |
|------------------------|----------------------|-------------------------|
| Class 30 – Californian | 35 – New Zealand     | 40 –Doe and Litter      |
| 31 – Checkered Giant   | 36 – Satin           | 41 –                    |
| 32 – Flemish Giant     | 37 – Silver Fox      | 42 –                    |
| 33 – Lop, English      | 38 – Creme d’ Argent | 50 – 6-Class Crossbreed |
| 34 – Lop, French       | 39 – Hotot de Blanc  |                         |

Rabbits should be ear tattooed in left ear for identification purposes.  
THERE WILL BE NO BUTCHERING OR CARCASS JUDGING

Note: No kittens or other pets will be sold in the rabbit barn.



True  
TO OUR  
COMMUNITY.

True North is proud  
to support the  
Pennington County Fair.

TrueNorthEquipment.com





## DIVISION G – CAVY (GUINEA PIG)

Sande Drevlow, Superintendent, 681-3087

Entries – 9 a.m. - 6 p.m.

Early Entries Call Superintendent

Prizes: 1st – \$3.00; 2nd – \$2.00; 3rd – \$1.50

### RULES AND REGULATIONS

1. Cavies shall be free from any infections and communicable disease.
2. Cavies do not need health certificates.
3. Pellet feed will be supplied, cavies will be fed and watered. Please bring feed/water crocks. If special food is needed please supply for your animal.
4. Entry fee must accompany entry. Entry fee is \$.50 per cavy and/or \$1.00 for each pen.
5. Limit of two (2) entries per lot, per class, per variety.
6. We reserve the right to turn away cavies that appear ill.
7. Pennington County Fair Board and Volunteer workers will not be held responsible for accidental injuries or theft of Cavies. All reasonable care will be taken to see that none happen.
8. For Sale signs may not be displayed until judging is completed on Friday.
9. Cavies may not be removed from the barn until the official release time on Sunday. This includes "sale" cavies. Premiums for the entire entry will be forfeited if any cavy is removed unless allowed by Supt.
10. Entry Fees **must** be paid for any/all cavies in barn.

- Lot 1 – Senior Boar (over 32 ounces)  
 2 – Senior Sow (same as above)  
 3 – Intermediate Boar (up to 6 months of age or over 22 ounces but up to and including 32 ounces)  
 4 – Intermediate Sow (same as above)  
 5 – Junior Boar (up to 4 months of age, minimum of 12 ounces, maximum weight of 22 ounces)  
 6 – Junior Sow (same as above)

- Class 1 – Abyssinian 4 – American, Satin 7 – Silky 10 – Teddy Satin  
 2 – Abyssinian Satin 5 – Peruvian 8 – Silky Satin 11 – White Crested  
 3 – American 6 – Peruvian Satin 9 – Teddy

If you have your own cage and it's portable, please bring it. Ear tag if possible for identification purposes.

## DIVISION H – HORSES

Superintendent: Miranda Carlson, 218-686-5185 or miranda.nelson@yahoo.com; Emma Rae Nelson 218-684-0723

Please pre-register your horse with superintendents before July 7, so stalling agreements can be made. There will only be stalls available for pre-registered horses. A limited number of available stalls are available for open class horses. Please read the Live-stock/Horse rules and guidelines on page 3 for more information.

No Stallions 2 years or over will be allowed on the grounds.

The superintendent reserves the right to combine classes or split classes if numbers in lots warrant it. A horse may be entered under one class type for Halter classes. Riders can only show in one age group. All horses stalled at the fair must be shown. Pee Wee riders must pick between the Walk/Trot or Walk/Trot/Lope classes. They cannot show in both. Walk/Trot riders cannot show in the open loping classes..

Premiums.....	1st	2nd	3rd	4th	5th
	30.00	25.00	20.00	15.00	10.00

**Saturday and Sunday Fair open class Horse Show is Only for Horses stalled at the fair.**

**Shows will start at 9:30 a.m. both Saturday and Sunday.**

**Saturday, July 17th classes:**

- Class 1 – Registered Stock horse breeds (QH, Appaloosa, Paint)  
 2 – Registered Pleasure type breeds (Arabian, Morgan, Tennessee Walker)  
 3 – Registered Ponies, 54" and under  
 4 – Grades (All unregistered or other breed types)  
 5 – Riding class – all breeds shown together (Lots 7-37)
- Lot 1 – Weanlings  
 2 – Yearlings  
 3 – Mares, two years old  
 4 – Geldings, two years old  
 (Junior Grand Champion and Reserve Champion chosen from first and second place of winners in Lot 4 of all Registered stock, Pleasure type, Ponies and Grade Junior horses)
- 5 – Mares, three years and over  
 (Grand Champion and Reserve Champion Mare chosen from first and second place winner in Lot 5 of all Registered stock, Pleasure type, Ponies and Grade Mares 3 and over)
- 6 – Gelding, three years and over  
 (Grand Champion and Reserve Champion Gelding chosen from first and second place winner in Lot 6 of all Registered stock, Pleasure type, Ponies and Geldings 3 and over)

**The following lots are performance classes with all breeds judged together: (walk/trot cannot show in loping class)**

- |  |  |
|--|--|
| 7 – Showmanship - PeeWee 12 & under                        | 16 – Western Pleasure – Senior riders 19 and over              |
| 8 – Showmanship - Junior 13-18                             | 17 – Pee Wee Walk/Trot Western Horsemanship - rider 12 & under |
| 9 – Showmanship - Senior 19 and over                       | 18 – Pee Wee Walk/Trot/Lope Western Horsemanship - 12 & under  |
| 10 – English Pleasure - Open                               | 19 – Western Horsemanship Junior rider 13-18 years             |
| 11 – English Equitation - Open                             | 20 – Western Horsemanship Senior riders 19 and over            |
| 12 – Lead Line (Child 7 years and under)                   | 21 – Trail - Open  |
| 13 – Pee Wee Walk/Trot Western Pleasure - rider 12 & under | 22 – Ranch Riding - Open                                       |
| 14 – Pee Wee Walk/Trot/Lope Western Pleasure - 12 & under  |  |
| 15 – Western Pleasure – Junior rider 13-18 years           |  |

**Sunday, July 18th Game Show classes (show only for participants stalling horses at the fair):**

**Walk Trot riders from performance can show in the Pee Wee game classes 18 and under must wear a helmet:**

- |  |  |
|--|--|
| 23 – Barrels lead line rider 7 & under       | 31 – Pole Weaving - Senior rider 19 and over     |
| 24 – Key Hole lead line rider 7 & under      | 32 – Jumping Figure 8 -Pee Wee rider 12 & under  |
| 25 – Pole Weaving - leading rider 12 & under | 33 – Jumping Figure 8 - Junior rider 13-18 years |
| 26 – Keyhole - PeeWee rider 12 & under       | 34 – Jumping Figure 8 - Senior rider 19 and over |
| 27 – Keyhole - Junior rider 13-18 years      | 35 – Barrels - Pee Wee rider 12 & under          |
| 28 – Keyhole - Senior rider 19 & under       | 36 – Barrels - Junior rider 13-18 years          |
| 29 – Pole Weaving - Pee Wee rider 12 & under | 37 – Barrels - Senior rider 19 & over            |
| 30 – Pole Weaving - Junior rider 13-18 years |  |

## DIVISION I – DOGS

NO SHOW IN 2021



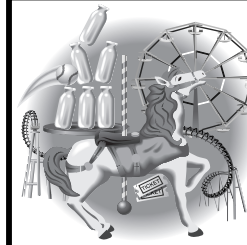
*Have Fun At The Fair*

*For Fast Oil Changes And For  
All Your Repair Needs See:*

**PENNINGTON FAST LUBE  
AND SERVICE CENTER**

201 Main Ave. South, TRF

681-8972



*Join The Fun At The  
Pennington County Fair!*

**PETERSON LUMBER CO.**

1313 Main Avenue North  
Thief River Falls  
(218) 681-3381



**WELCOME To The  
PENNINGTON CO. FAIR  
FARMERS UNION OIL CO.**

Third Street East and Atlantic Ave.,  
Thief River Falls, MN • Goodridge, MN  
681-3512 • 378-4146

*Come To The Pennington Co. Fair*

*Thygeson Construction & Trucking*

17913 US Hwy. 59 NE • Thief River Falls, MN 56701  
**681-1924**

**Phillips Iron & Metal, Inc.**

*Recycler • Mach • Metals • Brass • Copper • Aluminum Cans  
Sell New & Used Steel*

VINCE MIRAMONTES

1107 Main Ave. North • Thief River Falls, Minnesota 56701  
(218) 681-4231 • Fax: (218) 681-1923

**SteaMagic**  
of Thief River Falls

*Only Certified Firm in NW Minnesota*

- Carpet & Upholstery Cleaning
- Residential / Commercial



**(218) 681-2319**

**Northdale**  
Oil Inc.

**SQUARE**  
100 Pennington Ave  
Thief River Falls  
(218) 681-4552



**MAIN**  
220 Main Ave. S.  
Thief River Falls  
(218) 681-8888

Welcome To The  
Pennington County Fair!

*Creative Clippers*

306 Main Avenue North • Thief River Falls, MN 56701  
(218) 681-3966

**Hometown**  
Live, Love, Local!



www.trfrealty.com

For Appointments Call: **218-681-4087**  
**601 MAIN AVENUE NORTH**  
**THIEF RIVER FALLS**

• Angie Westling  
Broker  
218-689-6392

• Nicole Peterson  
218-689-3508

• Gail Oyster  
218-681-5495

• Trisha Champ  
218-686-5227

• Shelly Guzek  
218-686-5827

• Sarah Jacobson  
218-686-6417



Hot Eats  
Cool Treats  
Eat-In  
Drive-Thru



**Dairy Queen**

517 Duluth Ave. S.  
Thief River Falls, MN  
(218) 681-3007

**FISHER**  
*Electric*

**681-1884**

• COMMERCIAL  
• RESIDENTIAL  
• WIRE-REWIRING

16598 150th Street NE  
Co. Road 61  
(Next To Pepsi)  
Thief River Falls, MN



ENTERTAINMENT BEFORE  
THE BIG SHOW

*In The Grandstand*

~~Thursday, July 15~~

**“Shell Shock”**

**6-7:30 P.M.**

## DIVISION J – ADULT AGRICULTURE DIVISION JY – YOUTH AGRICULTURE

16 and Under

Tom Scholin, 964-5268

Exhibits in west end of Huck Olson Arena. Enter Wednesday, July 14, 10 am to 5 pm.

Call for questions about displaying and/or preservation of exhibit.

### SELECTION POINTERS

#### SMALL GRAINS

UNIFORMITY – As nearly as possible, every kernel in the sample should correspond to every other kernel in size, shape and color.  
PURITY – A show sample should be absolutely free from (1) Seeds of other grains; (2) Weed Seeds; (3) Dirt, straw, sticks, chaff, etc.  
PLUMPNESS OF KERNEL – Indicated (1) Weight per bushel; (2) Yield; (3) Strength of breeding.

#### CLOVER

PLUMPNESS OF KERNEL – Indicates (1) Weight per in size and shape, meet favor with the judges.  
MIXTURE – No other seeds should be in the sample and all kinds of foreign matter (weeds, seeds, dirt, etc.) are objectionable.  
COLOR – Bright cheerful lustre is preferred to dull dead color.

#### POTATOES

1. Do not wash exhibits. Brushing with a soft brush will remove the soil and leave the skin in its natural condition.
2. Select the exhibit at digging time if possible. Wrap each potato in paper as soon as selected, and store in a dry, dark, cool cellar.
3. Select the tubers of the average size for the variety that are in uniform size.
4. Select tubers of good type for the variety. Round blunt or block ends are characteristic of most varieties. Avoid pointed tubers, or irregular shapes.
5. Select only clean, bright specimens or those free from scab, black scurf, stems and rots, mechanical injury and sunburn.
6. Select full number as called for in the premium list, and correctly label the sample.

#### CLASS 1 – SEEDS

#### CLASS 2 – GRAINS (SHEAFs)

Same Lots for Both Classes

Profit by your experience by seeing the show and getting the judge's reason for placing.

All grain stems leaves stripped off. Seed samples need to be one quart.

Sheaf samples not less than three inches in diameter at the base of the sheaf. Grain samples from previous year's crop.

Sheaf samples from present year's crop. 3 stalks make a corn, sunflower or soybean sheaf.

**1st – \$4.00; 2nd – \$3.00; 3rd – \$2.00**

- |  |  |   |
|--|--|---|
| Lot 1 – Alfalfa                          | 15 – Oats  | 29 – Orchard Grass  |
| 2 – Alsike Clover                        | 16 – Pinto Beans                                     | 30 – Crested Wheat  |
| 3 – Barley                               | 17 – Red Clover Seed                                 | 31 – Safflower  |
| 4 – Blue Grass                           | 18 – Red Top   | 32 – Fescue   |
| 5 – Birdsfoot trefoil                    | 19 – Rye   | 33 – Hairy Vetch Clover   |
| 6 – Buckwheat                            | 20 – Soybeans - 6 stalks with roots                  | 34 – Crimson Clover   |
| 7 – Bromus Grass                         | 21 – Sunflowers, oil - 3 stalks with roots           | 35 – Sorghum  |
| 8 – Canary Grass                         | 22 – Sunflowers, confectionary - 3 stalks with roots | 36 – Navy Bean  |
| 9 – Canola                               | 23 – Sweet Clover                                    | 37 – Perennial Rye Grass  |
| 10 – Corn, Shelled                       | 24 – Peas, Field                                     | 38 – Other  |
| 11 – Corn, 6 ears or 3 stalks with roots | 25 – Timothy   | 39 – Crop Art, Wheat Weaving, Corn Husk, Seed Plaques, Cone Craft, etc. |
| 12 – Flax                                | 26 – Wheat, Durum                                    |   |
| 13 – Millet                              | 27 – Wheat, Spring                                   |   |
| 14 – Mustard                             | 28 – Winter Wheat                                    |   |

#### CLASS 3 – HAY, SILAGE, OR HAYLAGE

Exhibit 3 inch slice of a hay bale or an equal amount of stalk or chopped hay.

Use plastic containers. Exhibit one gallon of silage in a plastic container. Silage is about 65 percent moisture.

**1st – \$4.00; 2nd – \$3.00; 3rd – \$2.00**

- |                    |                   |                                  |
|--------------------|-------------------|----------------------------------|
| Lot 1 – Legume Hay | 4 – Legume Silage | 7 – Haylage (about 50% moisture) |
| 2 – Grass Hay      | 5 – Grass Silage  |                                  |
| 3 – Mixed Hay      | 6 – Corn Silage   |                                  |

#### CLASS 4 – GARDEN ROOT CROPS

**1st – \$3.00; 2nd – \$2.00; 3rd – \$1.00**

- |                                    |   |  |
|------------------------------------|---|--|
| Lot 1 – Beets, table, 3            | 9 – Onions, pickling, 6 (not peeled)        | 16 – Potatoes, other, 6 tubers             |
| 2 – Carrots, long, 3               | 10 – Onions, green bunching, 6 (not peeled) | 17 – Radishes, round, 6                    |
| 3 – Carrots, half long, 3          | 11 – Onions, purple, 3 (not peeled)         | 18 – Radishes, long, 6                     |
| 4 – Carrots, short, 3              | 12 – Parsnips, 3                            | 19 – Rutabagas, 3                          |
| 5 – Garlic, 3                      | 13 – Potatoes, red, 6 tubers                | 20 – Salsify, 3                            |
| 6 – Horseradish, 3                 | 14 – Potatoes, white, 6 tubers              | 21 – Turnip, 3                             |
| 7 – Onions, yellow, 3 (not peeled) | 15 – Potatoes, yellow flesh, 6 tubers       | 22 – Longest carrot (ribbon placings only) |
| 8 – Onions, white, 3 (not peeled)  |   |  |

**Kids ~ Come Play In The  
SOYBEAN PIT**

**Located Between the  
Yellow Barn and the Cattle Barn**

*Sponsored by Pennington, Red Lake Co Soybean Growers Assoc.*



**CLASS 5 – OTHER GARDEN CROPS**

1st – \$3.00; 2nd – \$2.00; 3rd – \$1.00

- |                                    |  |   |
|------------------------------------|--|---|
| Lot 1 – Asparagus, 3 spears        | 21 – Eggplant, 1 head                  | 33 – Pumpkin, 1                         |
| 2 – Beans, green pod, plate of 12  | 22 – Endive, 1 head                    | 34 – Rhubarb, 6, without leaves         |
| 3 – Beans, yellow pod, plate of 12 | 23 – Kale, 1 leaf                      | 35 – Spinach, 6                         |
| 4 – Beans, purple pod, plate of 12 | 24 – Kohlrabi, 3                       | 36 – Squash, summer, 1                  |
| 5 – Beans, lima, plate of 12       | a. White                               | 37 – Squash, winter, 1                  |
| 6 – Broccoli, 1 head               | b. Purple                              | 38 – Swiss Chard, 3 stalks              |
| 7 – Cauliflower, 1 head            | c. Large variety                       | 39 – Tomatoes, ripe, 3                  |
| 8 – Cabbage, early, 1 head         | 25 – Lettuce, leaf, 6                  | 40 – Tomatoes, green, 3                 |
| 9 – Cabbage, late, 1 head          | 26 – Lettuce, head, 1                  | 41 – Cherry Tomatoes, 12                |
| 10 – Cabbage, purple, 1 head       | 27 – Muskmelon, 1                      | 42 – Watermelon, 1                      |
| 11 – Celery, 3 stalks              | 28 – Parsley, 3                        | 43 – Zucchini, 1                        |
| 12 – Chives, bunch, 1 inch dia.    | 29 – Peas, early, plate of 12, pod     | 44 – Best collection of garden products |
| 13 – Citron, 3                     | 30 – Peas, main crop, pod, plate of 12 | 45 – Best collection of herbs           |
| 14 – Corn, sweet, 3 ears           | 31 – Edible podded peas, plate of 12   | 46 – Best collection of squash          |
| 15 – Corn, sweet, 3 stalks         | 32 – Peppers, 3                        | 47 – Best freak or novelty vegetable    |
| 16 – Popcorn, 3 ears               | a. Sweet Bell                          | 48 – Scarecrow for the garden 4-6 ft    |
| 17 – Cucumbers, slicers, 3         | b. Sweet, other                        | 49 – Vegetable Sculpture                |
| 18 – Cucumbers, ripe, 3            | c. Jalapeno                            | a. Youth 13 and under                   |
| 19 – Cucumbers, pickling, 6        | d. Other Hot Peppers                   | b. youth 14-18                          |
| 20 – Dill, 3 heads                 | e. Decorative                          | c. adult                                |

**CLASS 6 – FRUITS**

1st – \$3.00; 2nd – \$2.00; 3rd – \$1.00


- |   |  |
|---|--|
| Lot 1 – Currants, white, 5 stems  | 12 – Best plate of early apples, 3     |
| 2 – Currants, red, 5 stems  | 13 – Best plate of late apples, 3      |
| 3 – Currants, black, 5 stems  | 14 – Best collection named crabs, 10   |
| 4 – Raspberries, black, 1 pint  | 15 – Best plate of plums, 10           |
| 5 – Raspberries, red, 1 pint  | 16 – Best plate of ground cherries, 20 |
| 6 – Gooseberries, 1 pint  | 17 – Raspberry, wild, 1 pint           |
| 7 – Strawberries, 1 pint  | 18 – Buffalo Berry, 1 pint             |
| 8 – Chokecherries, 1 stem   | 19 – Cherry, 5                         |
| 9 – Best collection of grapes   | 20 – Black Walnuts, 10                 |
| (3 varieties)   | 21 – Pincherries, 12                   |
| 10 – Grapes (1 cluster)   | 22 – Blueberries, 12                   |
| 11 – Best collection wild fruit at least 3 kinds                                      | 23 – Juneberries, 12                   |
| 24 – Best collection of fall apples of named sorts, not less than 3 varieties, 3 each |  |
| 25 – Best collection of named summer apples, not less than 5 varieties, 3 each        |  |
- 1 Grand Champion For Each Class**

*Tickets To All  
Grandstand  
Events Will Only  
Be Available at  
the Grandstand*

**Adults \$20****Kids 12 & under \$10**


**Kids ~ Make a  
Mr. Potato Head**  
All Supplies Provided  
**Saturday, July 17**  
**1 - 3 p.m.**  
**Huck Olson Arena**

**LIBRARY DAY**  
**at the Pennington County Fair**  
**Saturday, July 17**  
**South Side of the Huck**  
**10 am - 2 pm**  
**Activities Stories Face Painting**


**2021 PENNINGTON COUNTY FAIR COLORING CONTEST**

For ages 0-12. Pickup at 5 p.m. on Sunday

Please bring your completed coloring page to the Front Table in the Huck Olson Arena. Prizes awarded,

Name: \_\_\_\_\_ Age: \_\_\_\_\_

Address: \_\_\_\_\_

Phone: \_\_\_\_\_

## DIVISION K – FLOWER DEPARTMENT

Pennington County Master Gardeners, Superintendent  
Contact People: Linda Helgeland 681-7633 or Kim Swanson 218-416-0385

**Entries Taken From 10 A.M. to 5 P.M. Wednesday, July 14**

Exhibitors please have itemized list of entries prior to entering. All exhibits must be grown by the exhibitor.

Grand Champion awarded in each class. No reserve champions awarded. Exhibits in west end of Huck Olson Arena.

## DIVISION L – YOUTH FLOWER DEPT.

Youth – Ages 16 and Under

### FLOWER DEPARTMENT RULES

- All flowers **MUST** be grown by exhibitors or collected in the wild.
- An exhibitor may enter only one exhibit in any lot (unless they have each entry identified by variety name in adult division only).
- Exhibitors are required to show the exact number of specimens called for in the premium list.
- Furnish your own containers and water.
- No filler should be used other than in arrangement.
- For best display, condition all flowers.
  - Cut early in the morning or very late afternoon
  - Use a sharp knife, cut at a slant.
  - Place immediately in slightly warm water.
  - Remove all foliage below water line.
  - Let flowers stand in a cool place out of a draft.
  - Stems with sticky sap should be singed on cut side and sealed by placing lower end of stem in boiling water for one to two minutes.
  - Woody stems should be crushed to increase water intake.
  - Lilies shown as cut flowers should have pollen left on. In an arrangement lily pollen sacs may be removed.
  - For more exhibiting tips see the Exhibiting and Judging Handbook published by the Minnesota Historical Society or <http://www.northerngardener.org/classes/judges>
- Try and put variety name on exhibit.
- Dish gardens are similar to planters, except they create a miniature landscape, tell a story or set a mood, includes trough gardens.

### SPECIAL AWARDS - ADULT SWEEPSTAKES AWARD

- |  |          |
|--|----------|
| 1 Point each entry<br>each blue ribbon                 | 3 Points |
| 2 Points each red ribbon<br>each grand champion ribbon | 5 Points |

**A \$10.00 gift certificate for exhibitor with the most points from MOC-CASIN GARDEN CLUB**  
**ARTISTIC ARRANGEMENT AWARD — \$10.00 gift certificate from PENNINGTON CO. MASTER GARDENERS**



**Residential • Commercial • Industrial**

• Heating • Air Conditioning • Ventilation

**Gas Fireplace Showroom**

1902 Hwy. 32 S., Thief River Falls, MN 56701  
(218) 681-4433 • 24-HOUR SERVICE

www.brodins.com • Email: [comfort@brodins.com](mailto:comfort@brodins.com)

**GOOD LUCK EXHIBITORS!**



220 Horace Ave. • Thief River Falls • 681-2656



THE LEADER IN THE FIELD

**Enjoy the Pennington County Fair!**

**PGI** *Paint & Glass Interiors*

Your Home Improvement Store

324 Horace Ave. N. • Thief River Falls • (218) 681-3012

## SPECIAL AWARDS - YOUTH

Each exhibitor will receive a participation ribbon from the PENNINGTON CO. FAIR BOARD ASSOCIATION.  
Grand Champion youth in each class will receive \$5.00 from the Pennington County Master Gardeners.

### CLASS 1 – CUT FLOWERS

1st – \$1.50; 2nd – \$1.00; 3rd – \$.50

- |  |  |  |
|--|--|--|
| Lot 1 – Achillea (2 stems) <ol style="list-style-type: none"> <li>Yellow</li> <li>Pearl</li> <li>Other</li> </ol> 2 – Asters (2 blooms)         3 – Baby's Breath (1 stem) <ol style="list-style-type: none"> <li>Annual</li> <li>Perennial</li> </ol> 4 – Bachelor Buttons (2 stems) <ol style="list-style-type: none"> <li>Annual</li> <li>Perennial</li> </ol> 5 – Calendula (3 blooms)         6 – Campanula (2 stems) <ol style="list-style-type: none"> <li>Single</li> <li>Double</li> </ol> 7 – Carnation (2 stems)         8 – Chrysanthemums (2 stems)         9 – Cleome (Spider Plant) (1 stem)         10 – Columbine (2 stems)         11 – Coreopsis (2 blooms)         12 – Cosmos (2 blooms) <ol style="list-style-type: none"> <li>Yellow/Orange</li> <li>Pink</li> <li>Red</li> <li>Other</li> </ol> 13 – Daisies (2 blooms) <ol style="list-style-type: none"> <li>Shasta Single</li> <li>Shasta double</li> <li>Small</li> <li>Gloriosa (Rudbeckia), single</li> <li>Gloriosa (Rudbeckia), double</li> </ol> 14 – Dahlia <ol style="list-style-type: none"> <li>Ball (2 blooms)</li> <li>Cactus (1 bloom)</li> <li>Dwarf (2 blooms)</li> <li>Giant (1 bloom)(over 6 inches)</li> <li>Any Other</li> </ol> 15 – Delphinium (1 spike) <ol style="list-style-type: none"> <li>Tall</li> <li>Miniature</li> </ol> 16 – Dianthus (Pinks) <ol style="list-style-type: none"> <li>Single (2 stems)</li> <li>Double (2 stems)</li> </ol> 17 – Echinacea (Coneflower) (2 blooms)         18 – Echinops (Globe Thistle) (1 stem)         19 – Feverfew (2 stems)         20 – Forget-Me-Not (2 stems) | 21 – Foxglove (Digitalis) (1 spike)         22 – Gaillardia (2 blooms)         23 – Gladioli <ol style="list-style-type: none"> <li>One Spike</li> <li>Collection (3 different color or varieties of spikes)</li> <li>Miniature (1 spike)</li> </ol> 24 – Heleopsis (golden glow) (1 stem)         25 – Hemerocallis (Day Lily, 1 scape) <ol style="list-style-type: none"> <li>Yellow</li> <li>Orange</li> <li>Other</li> </ol> 26 – Hollyhocks (1 stalk) <ol style="list-style-type: none"> <li>Single</li> <li>Double</li> </ol> 27 – Hosta - small, under 2" across, 3 leaves <ol style="list-style-type: none"> <li>Solid color</li> <li>Variegated</li> </ol> 28 – Hosta - medium, 2"-5", 3 leaves <ol style="list-style-type: none"> <li>Solid color</li> <li>Variegated</li> </ol> 29 – Hosta - large, over 5", 2 leaves <ol style="list-style-type: none"> <li>Solid color</li> <li>Variegated</li> </ol> 30 – Hosta - giant, over 8", 1 leaf <ol style="list-style-type: none"> <li>Solid color</li> <li>Variegated</li> </ol> 31 – Hydrangea (1 stem)         32 – Larkspur (2 spikes)         33 – Lavatera (1 stem)         34 – Liatris (1 stalk)         35 – Liqueflaria - (1 stem)         36 – Lilies (1 stalk) <ol style="list-style-type: none"> <li>Outward Facing</li> <li>Upward Facing</li> <li>Downward Facing</li> <li>Other</li> </ol> 37 – Marigold (2 blooms) <ol style="list-style-type: none"> <li>Large (over 3")</li> <li>Medium (Over 1-1/2" to 3")</li> <li>Small (1-1/2" and under)</li> </ol> 38 – Monarda (Bee Balm) (2 stems)         39 – Nasturtium (2 blooms)         40 – Osteospermum (2 blooms)         41 – Pansies (3 blooms) <ol style="list-style-type: none"> <li>Large (3" and over)</li> </ol> | b. Medium (under 3")         42 – Petunia (2 sprays - leave foliage on stems) <ol style="list-style-type: none"> <li>Single</li> <li>Double</li> <li>Miniature (Fantasy, Million Bells, Etc.)</li> </ol> 43 – Phlox (1 stem) <ol style="list-style-type: none"> <li>Annual</li> <li>Perennial</li> </ol> 44 – Poppies (2 blooms) <ol style="list-style-type: none"> <li>Single</li> <li>Double</li> </ol> 45 – Roses <ol style="list-style-type: none"> <li>Hybrid tea (1 bloom)</li> <li>Floribunda (1 cluster)</li> <li>Shrub Rose (1 spray)</li> <li>Grandflora (1 stem)</li> <li>Collection (3 different varieties)</li> <li>Miniature Rose (1 spray)</li> </ol> 46 – Salvia (2 stems)         47 – Scabiosa (2 blooms)         48 – Snapdragon <ol style="list-style-type: none"> <li>Giant (1 spike)</li> <li>Any Other Variety (2 spikes)</li> </ol> 49 – Strawflowers (2 blooms)         50 – Sunflower (2 stems)         51 – Sweet Peas (2 stems)         52 – Sweet William (1 stem)         53 – Verbena (2 stems)         54 – Veronica - (1 stem)         55 – Violets (2 stems)         56 – Zinnias <ol style="list-style-type: none"> <li>Giant (1 bloom, 4" and over)</li> <li>Pompon (2 blooms, 2" and under)</li> <li>Cactus (2 blooms)</li> <li>Others (2 blooms)</li> </ol> 57 – Dried Specimen         58 – Clematis (show about 1 foot spiraled around a dowel)         59 – Cut Flowers Not Specified <ol style="list-style-type: none"> <li>Annual (1 stem)</li> <li>Perennial (1 stem)</li> </ol> |
|--|--|--|

### CLASS 2 – POTTED PLANTS

1st – \$2.00; 2nd – \$1.50; 3rd – \$1.00

Pots are measured at the top

- |  |  |  |
|--|--|--|
| Lot 1 – African Violet <ol style="list-style-type: none"> <li>single</li> <li>double</li> </ol> 2 – Begonia <ol style="list-style-type: none"> <li>Fibrous             <ol style="list-style-type: none"> <li>Bedding Plant (wax)</li> <li>Angel or Dragon Wings</li> <li>Other</li> </ol> </li> <li>Rex Hybrids</li> <li>Tuberous             <ol style="list-style-type: none"> <li>Upright</li> <li>Trailing</li> </ol> </li> <li>Other</li> </ol> 3 – Cactus <ol style="list-style-type: none"> <li>Large (over 6" pot)</li> <li>Small (6" pot and under)</li> </ol> 4 – Coleus         5 – Ferns <ol style="list-style-type: none"> <li>Asparagus</li> <li>Boston</li> <li>Fluffy Ruffles</li> <li>Other</li> </ol> 6 – Fuchsia (1 plant) | 7 – Geranium (1 plant) <ol style="list-style-type: none"> <li>Single</li> <li>Double</li> <li>Other</li> </ol> 8 – Oxalis (Shamrock)         9 – Succulent         10 – Impatiens <ol style="list-style-type: none"> <li>Single</li> <li>Double</li> <li>Sun Patians</li> <li>New Guinea Impatiens</li> <li>Other</li> </ol> 11 – Ivy <ol style="list-style-type: none"> <li>Swedish</li> <li>English</li> <li>Other</li> </ol> 12 – Philodendron         13 – Pothos (Devil's Ivy)         14 – Bonsai         15 – Hanging Plants (indoor) <ol style="list-style-type: none"> <li>Hanging flowering</li> <li>Hanging foliage</li> </ol> 16 – Foliage plant | a. Varigated<br>b. Varicolored<br>17 - Foliage plant, green<br>18 - Topiary<br>19 – Hanging bag<br>20 – Hanging basket (outdoor), single flower variety<br>21 – Hanging basket, mixed flowers (outdoor)<br>22 – Herb container garden<br>23 – Terrariums (18" and under)<br>24 – Dish Garden (18" and under)<br>25 – Indoor Planter Combination of plants<br>26 – Living rooted exhibit - not a terrarium or dish garden<br>27 – Outdoor Planters (container) - combination of plants<br>28 – Calla Lily<br>29 – Fairy Garden<br>30 – Any Other Plants not specified |
|--|--|--|

### CLASS 3 – ARTISTIC ARRANGEMENTS ADULT – DIVISION K

Accessories your choice unless otherwise specified

1st – \$2.00; 2nd – \$1.50; 3rd – \$1.00

- |  |  |
|--|--|
| Lot 1 – Miniature (not over 3" in height or width)<br>2 – Small (not over 5" in height or width)<br>3 – Buffet<br>4 – Special Occasions (specify on entry)<br>5 – Corsages | 6 – Basket of flowers<br>7 – Centerpiece for dining table<br>8 – Centerpiece with accessories<br>9 – Dried arrangement<br>10 – "Let's Have Some Fun In 2021" |
|--|--|



**CLASS 4– ARTISTIC ARRANGEMENT ~ YOUTH – DIVISION L**

1st – \$2.00; 2nd – \$1.50; 3rd – \$1.00

Accessories permitted

Lot 1 – Floral Arrangement      2 – Dried Arrangement      3 – Arrangement In Or With A Toy

**CLASS 5 – ONE VEGETABLE / ONE COMMUNITY**

1st – \$2.00, 2nd – \$1.50, 3rd – \$1.00

Lot 1 – Potted plant

- a. Potted bean plant
- b. Mixed planter- container of at least one bean plant - a combination of any of the following: flowers, foliage plant and/or vegetables.

Lot 2 – Bean specimen - exhibit is a plate of 12

- a. Green pod bean
- b. Yellow pod bean
- c. Purple pod bean
- d. Any other bean

Lot 3 – (for youth only) Longest bean

Lot 4 – (for youth only) Most unique shaped bean

Lot 5 – Craft project with a bean theme

Lot 6 – Vegetable sculpture using beans and anything else. May purchase beans for this.

Lot 7 – Beanh culinary (same rules as culinary dept)

- a. Canned beans
- b. Pickled beans
- c. Other

Lot 8 – Floral design using at least one bean and any other plant material. May purchase bean and/or other vegetables for this. Floral material must be grown or collected in nature by the exhibitor.

**HOME AND FAMILY DEPARTMENT**

Overall Superintendent – Arlette Defreece, 681-3859; Asst. Superintendent – Sherry Sorenson, 681-2243, Arlene Thune, 681-1740

**RULES**

1. All articles must be exhibited by maker – must never have received a premium and completed within 2 years preceding the fair.
2. No person can enter more than one article under same lot number in any case except as collection or display. Entries cannot be made in the same lot by more than one member of a family.
3. The judge is instructed not to award premiums unless the articles are deemed for real merit, not to be borrowed or purchased.
4. Entries in this department are limited to residents of northwestern Minnesota.
5. Every precaution will be taken to protect the exhibits. The management will not be responsible for any loss or damage that may occur.
6. **Entry Day – Wednesday, July 14.** Exhibits will be taken from **10 A.M. to 5 P.M.** No entries will be admitted after 6 P.M.
7. **Judging Day – Thursday, July 15.** Exhibits will be judged starting at **10 A.M.**
8. **Closing Day – Sunday, July 18.** Exhibits must be picked up after **5 P.M.** Exhibits left after this time will be taken to the Fair Board office and disposed of the following day. Checks not picked up will be mailed the following day. The Fair Board will not be responsible for exhibits left after this time.

**DIVISION M – ADULT CULINARY**

Adult Includes Anyone 14 Years And Older

Sherry Sorenson, Superintendent, 681-2243 or 686-9757

**DIVISION N – CHILDREN'S CULINARY**

Children Includes Anyone 13 Years And Younger

Sherry Sorenson, Superintendent, 681-2243

Use Same Lot #'s For Both Divisions M And N

"BUTTER CAKES" must definitely be made with butter. Breads, pies, and cakes can be exhibited in smaller sizes than the customary size. All products must be made from a home recipe unless specified, as a MIX under lot number. **Products from frozen dough will be accepted in frozen lot only.**

Prizes: 1st – \$2.00; 2nd – \$1.50; 3rd – \$1.00

**CLASS 1 – BREADS**

If regular size loaves are displayed, one-half may be taken home after judging. If not picked up, it will be disposed of. To avoid unnecessary waste, mini-loaves may be displayed.

Lot 1 – White Bread

- 2 – Whole Wheat Bread
- 3 – Graham Bread
- 4 – Rye Bread
- 5 – Oatmeal Bread
- 6 – Cornmeal Bread
- 7 – Cracked Wheat
- 8 – Rolls, Fruit (3)
- 9 – Rolls
- a. Cloverleaf, white
- b. Butterhorn, white
- c. Dinner, white
- d. Parkerhouse, white
- e. Dark Cloverleaf
- f. Dark Butterhorn
- g. Dark Dinner
- h. Dark Parkerhouse
- i. Graham
- j. Crescent/Butterhorns
- k. Other

10 – Other

11 – Rolls: Frosted (3)

- a. Cinnamon
- b. Orange
- c. Lemon
- d. Twists
- e. Caramel
- f. Tea Ring
- g. Other

12 – Buns (3)

- a. White
- b. Whole Wheat
- c. Rye
- d. Graham
- e. Other

13 – Muffins (3)

- a. Plain

- b. Bran
- c. Cornmeal
- d. Jelly
- e. Oatmeal
- f. Spice
- g. Cheese
- h. English
- i. Blueberry
- j. Dry Cereal
- k. Rhubarb
- l. Zucchini
- m. Whole Wheat
- n. Rice
- o. Other

14 – Baking Powder Biscuits (3)

15 – Nut or Fruit Bread (Not Made With Yeast)

- a. Banana
- b. Date
- c. Pumpkin
- d. Poppyseed
- e. Cranberry
- f. Prune
- g. Apricot
- h. Rhubarb
- i. Zucchini
- j. Other

16 – Quick Bread (from a mix)

- a. Nut or Fruit Bread
- b. Date
- c. Poppyseed
- d. Cranberry
- e. Cornmeal
- f. Baking Powder Biscuits

- g. Lemon
- h. Other

17 – Muffins (from a mix)

- a. Plain
- b. Bran
- c. Cornmeal
- d. Chocolate Chip
- e. Blueberry
- f. Banana
- g. Other

18 – Loaf Bread (from frozen bread dough)

- a. White
- b. Dark

19 – Buns (3) (from frozen bread dough)

- a. White
- b. Dark

20 – Rolls (3) (from frozen bread dough)

- a. Cloverleaf (White)
- b. Cloverleaf (Dark)
- c. Butterhorn (White)
- d. Butterhorn (Dark)
- e. Dinner (White)
- f. Dinner (Dark)
- g. Parkerhouse (White)
- h. Parkerhouse (Dark)
- i. White
- j. Dark
- k. Other

21 – Rolls, Frosted (3) (from frozen bread dough)

- a. Cinnamon
- b. Orange
- c. Lemon

- d. Twists
- e. Caramel
- f. Other

22 – Bread Machine Bread (made with your own recipe)

- a. White
- b. Whole Wheat
- c. Graham
- d. Rye
- e. Oatmeal
- f. Other

23 – Bread Machine Bread (from a mix)

- a. White
- b. Whole Wheat
- c. Graham
- d. Rye
- e. Other

24 – Doughnuts (3)

- a. Raised, Made from Yeast
- b. Plain, Made without Yeast
- c. Blueberry
- d. Applesauce
- e. Other

25 – Gluten Free Bread

26 – Organic Bread

27 – Flax Bread

28 – Dill Bread

29 – Other



**NO DOGS ALLOWED**  
on fairgrounds  
premises during the  
fair by fairgoers,  
except service dogs  
and dog shows.  
**This will be enforced.**

**NO WATER BALLOONS or other  
WATER TOYS in the barns to  
prevent upsetting the animals.**

**Good Luck To All Exhibitors!**

Highway 59 West, Thief River Falls, MN 56701  
**681-2850**

For All Your Farm  
**SUPPLIES**

**Hope You Enjoyed The Fair!****RED LAKE WATERSHED**

1000 Pennington Ave. S. • Thief River Falls • (218) 681-5800

**JIM DAGG  
INSURANCE  
AGENCY, INC.**

Thief River Falls  
**(218) 681-2900**



**KEN NELSON  
INSURANCE AGENCY**

Warren

**(218) 745-5313**[www.jimdagginsurance.com](http://www.jimdagginsurance.com)

Providing All Lines Of Personal And Business Insurance

## QUALITY INN & SUNDANCE DINING

*The Area's Only Full-Service Facility*

★ Indoor Pool and Spa

★ HBO and Cable TV

★ High Speed Internet

★ Banquet and Meeting Facilities for  
Up To 350 People

★ Full Bar

★ Dinner Menu

**LOCAL 681-7555**

1060 State Hwy. 32 S., Thief River Falls

- |                                       |                   |             |                |
|---------------------------------------|-------------------|-------------|----------------|
| 4 oz. or 8 oz. jelly jar may be used. | 3 – Gooseberry    | a. Tame     | 11 – Raspberry |
|                                       | 4 – Ground Cherry | b. Wild     | a. Tame        |
| Lot 1 – Blueberries                   | 5 – Plum          | 7 – Tomato  | b. Wild        |
| a. Tame                               | a. Tame           | 8 – Rhubarb | 12 – Other     |
| b. Wild                               | b. Wild           | 9 – Pears   |                |
| 2 – Currant                           | 6 – Strawberry    | 10 – Peach  |                |
|                                       |                   |             | <b>1st</b>     |
| 13 – Collection (4 varieties) .....   |                   |             | <b>2nd</b>     |
|                                       |                   |             | <b>3rd</b>     |
|                                       |                   |             | 3.00           |
|                                       |                   |             | 2.50           |
|                                       |                   |             | 2.00           |



**CLASS 10 – MARMALADE**

Lot 1 – Apricot	3 – Grape	5 – Orange	7 – Other		
2 – Carrot	4 – Peach	6 – Rhubarb			
8 – Collection (4 varieties)				<b>1st</b> 3.00	<b>2nd</b> 2.50 <b>3rd</b> 2.00

**CLASS 11 – JELLIES**

Lot 1 – Apple	6 – Blueberry	a. Tame	12 – Crab Apple		
2 – Chokecherry	a. Tame	b. Wild	13 – Cherry		
3 – Cranberry	b. Wild	9 – Pincherry	14 – Gooseberry		
4 – Grape	7 – Raspberry	10 – Plum	15 – Strawberry-Rhubarb		
a. Tame	a. Tame	a. Tame	16 – Jalapeno		
b. Wild	b. Wild	b. Wild	17 – Appricot		
5 – Currant	8 – Strawberry	11 – Rhubarb	18 – Other		
19 – Collection (4 varieties)				<b>1st</b> 3.00	<b>2nd</b> 2.50 <b>3rd</b> 2.00

**CLASS 12 – JAMS**

Lot 1 – Raspberry	4 – Plum-	9 – Peach	14 – Refrigerator Jam		
a. Tame	a. Tame	10 – Ground Cherry	15 – Strawberry-Rhubarb		
b. Wild	b. Wild	11 – Gooseberry	16 – Triple Berry		
2 – Strawberry	5 – Apricot	12 – Blueberry	17 – Other		
a. Tame	6 – Juneberry	a. Tame			
b. Wild	7 – Rhubarb	b. Wild			
3 – Apple Butter	8 – Grape	13 – Cherry			
17 – Collection (4 varieties)				<b>1st</b> 3.00	<b>2nd</b> 2.50 <b>3rd</b> 2.00

**CLASS 13 – PICKLES**

Lot 1 – Bean	b. Sliced	7 – Mixed Mustard	13 – Tumeric		
2 – Beet	c. Sweet	8 – Onion	14 – Refrigerator		
3 – Carrot	d. Dill	9 – Peach	15 – Peppers		
4 – Crab Apples	e. Bread and Butter	10 – Pear	16 – Other		
5 – Cucumbers	f. Sandwich	11 – Watermelon			
a. Ripe	6 – Green Tomato	12 – Party Mix			
17 – Collection (4 varieties)				<b>1st</b> 3.00	<b>2nd</b> 2.50 <b>3rd</b> 2.00

**CLASS 14 – RELISH**

Lot 1 – Apple	4 – Corn	7 – Green Tomato	10 – Zucchini	13 – Other	
2 – Beet	5 – Cranberry	8 – Picalilli	11 – Pepper		
3 – Chow Chow	6 – Cucumber	9 – Ripe Tomato	12 – Carrot		
14 – Collection (4 varieties)					<b>1st</b> 3.00 <b>2nd</b> 2.50 <b>3rd</b> 2.00

**CLASS 15 – CANNED VEGETABLES**

Lot 1 – Asparagus	a. Cut	b. Cut	10 – Peas		
2 – Green Beans	b. Whole	c. Baby corn	11 – Pumpkin		
a. Cut	5 – Carrots	7 – Green Peppers	12 – Sauerkraut		
b. Whole	a. Diced	8 – Greens	13 – Squash		
3 – Yellow Beans	b. Sliced	a. Beet	14 – Tomatoes		
a. Cut	c. Whole	b. Spinach	a. Green		
b. Whole	6 – Corn	c. Swiss Chard	b. Yellow		
4 – Beets	a. Creamed	9 – Mixed Vegetables	c. Ripe		
15 – Other				<b>1st</b> 3.00	<b>2nd</b> 2.50 <b>3rd</b> 2.00
16 – Collection (4 varieties)					

**CLASS 16 – CANNED MEATS**

Lot 1 – Beef	4 – Pork	7 – Wild Game	c. Moose		
2 – Chicken	5 – Mince Meat	a. Duck	d. Venison		
3 – Fish	6 – Turkey	b. Goose	e. Other		
8 – Other				<b>1st</b> 3.00	<b>2nd</b> 2.50 <b>3rd</b> 2.00
9 – Collection (4 varieties)					

**CLASS 17 – QUICK MEALS**

Lot 1 – Soups	e. Pea	2 – Stews	e. Venison		
a. Bean	f. Turkey	a. Beef	f. Other		
b. Beef	g. Vegetable	b. Chicken	3 – Meat Balls		
c. Chicken	h. Venison	c. Turkey	4 – Other		
d. Chili	i. Other	d. Moose			

**CLASS 18 – MISCELLANEOUS**

Lot 1 – Tomato Sauces	e. Barbecue Sauce	g. Other Tomato Sauce	6 – Eggs		
a. Spaghetti Sauce	f. Salsa	2 – Honey (Pint)	a. Dark		
b. Tomato Sauce	1. Mild	3 – Soap (Homemade)	b. White		
c. Chili Sauce	2. Hot	4 – Horseradish	7 – Other		
d. Hot Sauce	3. Other	5 – Chutney			

**CLASS 19 – JUICES (FOR DRINKING)**

Lot 1 – Apple	4 – Cranberry	7 – Strawberry			
2 – Chokecherry	5 – Raspberry	8 – Tomato			
3 – Crab Apple	6 – Rhubarb	9 – Other			

**CLASS 20 – SYRUPS**

Lot 1 – Blueberry	4 – Cherry	7 – Box Elder			
2 – Chokecherry	5 – Raspberry	8 – Apple - Cinnamon			
3 – Cranberry	6 – Strawberry	9 – Other			

*Enjoy The Fair!*

★ **DIGITAL TELEPHONE**  
★ **CINEMAX**  
★ **DIGITAL CABLE**  
★ **HIGH SPEED INTERNET**  
**ACCESS VIA CABLE MODEM**

315 Main Ave. N. • Thief River Falls • 218-681-3044

**PENNINGTON COUNTY FAIR**

# Let's Have Some Fun In 2021

300 T-shirts will be tossed into the stands  
during the grandstand events!

T-shirt Toss Sponsors



*Petro Pumper/Falls Stay & Play ~ Kilen's Custom Cleaners*  
*Thygeson Construction ~ Styles by Amy ~ Robin Hood Business Services*



**CPA**  
**Benton,**  
**Safranski**  
**& Co. LLP**  
Certified Public  
Accountants

**Welcome to the  
Pennington  
County Fair!**

218-681-4287  
116 West Third Street  
Thief River Falls, MN 56701




**Monday -  
Friday**

**9 am - 6 pm**

**212 Atlantic Ave. • Thief River Falls • (218) 681-1006**

**FAIRTIME!**  
**SORVIG OIL**  
Mobil Distributor  
(218) 681-7331  
1501 Main Avenue North, Thief River Falls





# FIREWORKS EXTRAVAGANZA

## Wed., July 14

Dusk

### View From The Fairgrounds

~ Sponsored By ~

#### TODD ARMSTRONG SHOWS

#### PENNINGTON COUNTY FAIRBOARD



## Skalsky Electric, Inc.

Bruce Skalsky, Licensed Master Electrician

~ Commercial ~ Industrial ~ Residential ~

~ PLC ~ Automated Controls ~

12360 Center Street East  
St. Hilaire, MN 56754

Bus: (218) 964-5720  
Fax: (218) 964-5720  
Emergency: (218) 686-4757

Page 16
PENNINGTON COUNTY FAIR
2021

### CLASS 21 – DEHYDRATED FOODS

PREFER ZIPLOCK SANDWICH BAG

Limit of 1 per lot.

Lot 1 – Fruits	2 – Vegetables	3 – Meats	4 – Herbs	5 – Other
----------------	----------------	-----------	-----------	-----------

### CLASS 22 – MICROWAVED FOODS

Limit of 1 per lot.

Lot 1 – Quick Bread	a. Loaf	3 – Cookies	5 – Candies
2 – Cake	b. Cupcake	4 – Bars	6 – Other

### CLASS 23 – FOR DIABETICS

Limit of 1 per lot.

Lot 1 – Breads	3 – Cakes	5 – Bars	7 – Jelly	9 – Other
2 – Quick Breads	4 – Cookies	6 – Canned Fruit	8 – Jam	

## DIVISION O – NEEDLEWORK

Arlene Thune, Superintendent, 681-1740

Prizes: 1st – \$2.50; 2nd – \$2.00; 3rd – \$1.50

Enter between 10 a.m. and 5 p.m. Wednesday, July 14. All entries must be mounted, framed, finished and clean. All pictures must be ready to hang. All entries must be the work of the exhibitor and completed within 2 years preceding the Fair. Pick up entries Sunday after 5 p.m.

### CLASS 1 – EMBROIDERY

Lot 1 – Pillow Cases (2)	8 – Placemats (2)	15 – Drawn Thread
2 – Bedspread	9 – Cut Work	16 – Smocking
3 – Scarf or Runner	10 – Brazilian Embroidery	17 – Russian Punch
4 – Dinner Cloth	11 – Picture (Framed)	18 – Crewel
5 – Luncheon Cloth	12 – Wall Hanging	19 – Aprons
6 – Doily	13 – Embroidered Clothing	20 – Huck
7 – Towels (2)	14 – Purses	21 – Other

### CLASS 2 – HARDANGER

Lot 1 – Centerpiece	3 – Bell Pull	5 – Tablecloth	7 – Other
2 – Scarf or Runner	4 – Framed Piece	6 – Doily	

### CLASS 3 – COUNTED CROSS-STITCH

Lot 1 – Centerpiece	c. Samplers	j. Flowers
2 – Scarf or Runner	d. Words and Sayings	6 – Bell Pull/Wall Hanging
3 – Tablecloth	e. Original	7 – Purse
4 – Wall Hanging, Framed	f. Still Life	8 – Placemats (2)
5 – Picture, Framed	g. Landscape	9 – Set of Pictures
a. Mini – Under 25 Sq. In.	h. Animals	10 – Bibs
b. Over 25 Sq. In.	i. Birds	11 – Other

### CLASS 4 – CROSS-STITCH (Stamped or on Gingham)

Lot 1 – Pillow Cases (2)	6 – Doily	11 – Purse
2 – Bedspread	7 – Dish Towels (2)	12 – Crib Quilts
3 – Scarf or Runner	8 – Placemats (2)	13 – Other
4 – Dinner Cloth	9 – Picture	
5 – Luncheon Cloth	10 – Wall Hanging	

### CLASS 5 – HAND APPLIQUE

Lot 1 – Sweatshirts	3 – Tablecloths	5 – Wall Hanging
2 – Shirts	4 – Runner	6 – Other

### CLASS 6 – MACHINE WORK

Lot 1 – Machine Embroidery	a. Sweater, Plain	d. Child's Set
2 – Machine Applique	b. Sweater, Fancy	e. Cap, Mitten and Scarf Set
3 – Machine Knitting	c. Sweater, Sleeveless	f. Other

### CLASS 7 – KNITTING

Lot 1 – Sweater, Adult, Bulky	7 – Afghan	13 – Socks	20 – Home Spun Article
2 – Sweater, Adult, Fancy	8 – Bedspread	14 – Knit Lace	21 – Potholder
3 – Sweater, Adult, Plain	9 – Hat or Cap	15 – Baby Afghan	22 – Scarf
4 – Sweater, Child	10 – Mittens	16 – Child's Outfit	23 – Lap Robe
5 – Infant Wear, Set	11 – Slippers, Adult or Child	17 – Sleeveless Sweater	24 – Dish Cloth
6 – Shawl, Cape, Stole, etc.	12 – Coordinate Set of Cap, Mittens, Scarf	18 – Toys	25 – Felting
		19 – Doll Clothes	26 – Other

### CLASS 8 – CROCHETING

Lot 1 – Sweater, Adult	10 – Purse	18 – Outfit for Adult or Child (Coat, Dress, Suit)	27 – Towels
2 – Sweater, Child	11 – Slippers	19 – Coordinated Set of Cap, Scarf, Mittens	28 – Fillet Crochet
3 – Infant Wear, Set	12 – Edgings	20 – Baby Afghan	29 – Crocheted Dressed Dolls
4 – Shawl, Cape, Poncho, etc	13 – Dresser Set	21 – Toys	30 – Lap Robe
5 – Afghan	14 – Dresser Scarf	22 – Doll Clothes	31 – Rug
6 – Afghan – Granny Sqs. Pc.	15 – Placemats (2)	23 – Potholder	32 – Dish Cloth
7 – Bedspread	16 – Doily - Yarn	24 – Sun Catcher	33 – Other
8 – Tablecloth	a. Over 12"	25 – Collars	
9 – Hat, Cap, Scarf or Mittens	b. Under 12"	26 – Vest	

### CLASS 9 – TATTING

Lot 1 – Edging	2 – Framed Pieces	3 – Ornaments	4 – Other
----------------	-------------------	---------------	-----------



**CLASS 10 – NEEDLEPOINT**

Lot 1 – Petit Point  
2 – Bell Pull/Wall Hanging  
3 – Picture

4 – Long Stitch (Not Barbello)  
5 – Tote or Purse  
6 – Upholstered Article

7 – On Plastic  
8 – Other

**CLASS 11 – LATCH HOOK**

Lot 1 – Wall Hanging

2 – Rugs

3 – Other

**CLASS 12 – WEAVING**

Lot 1 – Placemats (2)  
2 – Picture or Wall Hanging

3 – Rug  
4 – Table Runner

5 – Swedish Weaving  
6 – Other

**CLASS 13 – QUILTING (Hand Quilted)**

Lot 1 – Embroidered (Hand)  
2 – Applique (Hand)  
3 – Cross Stitch

4 – Pieced Patchwork (hand pieced)  
5 – Wall Hanging  
6 – Crib

7 – Clothing  
8 – Quilts  
9 – Other

**CLASS 14 – PILLOWS**

Pillows must be assembled and filled.

Lot 1 – Knit  
2 – Crocheted  
3 – Embroidered

4 – Applique  
5 – Needlepoint  
6 – Swedish Weaving

7 – Hardanger  
8 – Cross Stitch  
9 – Counted Cross Stitch

10 – Latch Hook  
11 – Candlewicking  
12 – Other

**CLASS 15 – HOLIDAY DECORATIONS - NEEDLEWORK ONLY**

Lot 1 – Doilies  
2 – Wall Hangings  
3 – Table Runners  
4 – Napkins  
5 – Placemats  
6 – Picture

7 – Applique  
8 – Pillows  
9 – Sweatshirts  
10 – Tablecloth  
11 – Stocking  
12 – Potholder

13 – Sun Catcher  
14 – Hand Towels  
15 – Tree Skirt  
16 – Ornaments  
17 – Other

**DIVISION OTS - TABLE SETTING****CLASS 1 – ADULT****CLASS 2 – YOUTH - 13 AND UNDER**

Prizes: 1st – \$5.00; 2nd – \$4.00; 3rd – \$3.00

One place setting and centerpiece. Must be arranged by exhibitor. Tablecloth or placemat and napkins should be used. Flatware is optional. Candles, flowers and objects may be used to enhance appearance.

Judged on originality, theme, appearance and balance.

Each entrant will have 30" of linear space to use on a long table.

Lot 1 – Child's Birthday  
2 – Patriotic

3 – Christmas  
4 – Other Holiday

5 – Any Other

**DIVISION P – CHILDREN'S NEEDLEWORK**

Arlene Thune, Superintendent, 681-1740

13 Years and Under.

Prizes: 1st – \$2.00; 2nd – \$1.50; 3rd – \$1.00

Enter between 10 a.m. and 5 p.m. Wednesday, July 14. All Pictures Ready For Hanging.

**CLASS 1 – EMBROIDERY**

Lot 1 – Picture  
2 – Wall Hanging

3 – Linens  
4 – Clothing

5 – Dish Towel  
6 – Other

**CLASS 2 – APPLIQUE**

Lot 1 – Any Article

**CLASS 3 – MACRAME**

Lot 1 – Plant Holder

2 – Wall Hanging

3 – Other

**CLASS 4 – CROSS-STITCH**

Lot 1 – Pillow Cases (2)  
2 – Linens

3 – Picture or Wall Hanging  
a. Mini – Under 25 Sq. Inches

b. Over 25 Sq. Inches  
4 – Other

**CLASS 5 – COUNTED CROSS-STITCH**

Lot 1 – Scarf or Runner  
2 – Picture  
a. Mini – Under 25 Sq. Inches

b. Over 25 Sq. Inches  
c. Samplers  
d. Word or Sayings

3 – Wall Hanging  
4 – Bell Pull  
5 – Other

**CLASS 6 – KNITTING**

Lot 1 – Sweater  
2 – Slippers

3 – Mittens, Cap or Scarf  
4 – Doll Clothes

5 – Dishcloth  
6 – Other

**CLASS 7 – NEEDLEPOINT**

Lot 1 – Picture

2 – Wall Hanging

3 – Other

**CLASS 8 – CROCHETING**

Lot 1 – Slippers  
2 – Cap, Scarf or Mittens  
3 – Doll Clothes

4 – Afghan  
5 – Potholder  
6 – Dishcloth

7 – Other

**CLASS 9 – WEAVING**

Lot 1 – Potholder  
2 – Wall Hanging

3 – Belt  
4 – Other

**CLASS 10 – LATCH HOOK**

Lot 1 – Rug

2 – Wall Hanging

3 – Picture

4 – Other

**CLASS 11 – HARDANGER**

Lot 1 – Doily

2 – Bell Pull

3 – Framed Piece

4 – Other



Home is where the heart is, and home is where your insurance should be. See your local Minnesota Township Mutual . . . they keep your insurance dollars at home . . . working for you and your community.

*Minnesota Companies Serving Minnesota People*



**BRAY-GENTILLY  
MUTUAL  
INSURANCE CO.**

2017 US Hwy 59 SE • Thief River Falls • 218-683-3200

**SENIOR CITIZEN PROGRAM  
TRI-VALLEY BUS GARAGE**

**Friday, July 16 • 1:00 P.M.**

*Speakers - Presenting Outstanding Senior Citizen  
Grandparent Essays - Snacks & Coffee  
Entertainment by Gary Tyson*

**TONNABELL'S**  
LOCAL WARES ~ ART ~ TREASURES

114 3RD ST. E, THIEF RIVER FALLS • 218-686-3365

**BLACK CAT**  
SPORTS BAR & GRILL  
THIEF RIVER FALLS, MN

•Burgers  
•Chicken  
•Pizza •Salads  
•Appetizers

**(218) 681-8910**

1080 Hwy 32 S • TRF

**FREE BUS ROUTE  
TO THE FAIR**

*Provided By Tri-Valley Bus*

**BUSSES WILL RUN EVERY HOUR**

Wednesday and Thursday – 4-11 P.M.

Friday, Saturday – 1 P.M. - 12 Midnight

Sunday – 1 P.M. - 11 P.M.

**BUS STOPS INCLUDE:**

Floyd B. Olson Park • Heritage Center • Wal-Mart  
Tractor Supply • Hugo's • Front Door of the Arena

7 – Pieced  
8 – Other



CLASS 9 – QUILT (Top Sewn By Machine)

Prizes: 1st – \$3.00; 2nd – \$2.50; 3rd – \$2.00

- Lot 1 – Hand Quilted – Self

a. Wool, pieced

b. Cotton, pieced

c. Knits, pieced

d. Applique (machine)

e. Embroidered (machine)

f. Other
- 2 – Hand Quilted By Someone Else, Top Sewn By Exhibitor

a. Wool, pieced

b. Cotton, pieced

c. Knits, pieced

d. Applique

e. Embroidered

f. Other
- 3 – Machine Quilted – Self

a. Wool, pieced

b. Cotton, pieced

c. Knits, pieced

d. Applique

e. Embroidered

f. Recycled

g. Other
- 4 – Machine Quilted By Someone Else, Top Sewn By Exhibitor

a. Wool, pieced

b. Cotton, pieced

c. Knits, pieced

d. Applique

e. Embroidered

f. Recycled

g. Other
- 5 – Long Arm Quilting

Judged on Quilting Only
- 6 – Hand Tied

a. Wool, pieced

b. Cotton, pieced

c. Knits, pieced

d. Applique

e. Embroidered

f. Other
- 7 – Crib – Hand or Machine Quilted

a. Pieced

b. Appliqued

c. Embroidered

d. Other

CLASS 10 – PILLOW

Prizes: 1st – \$2.50; 2nd – \$2.00; 3rd – \$1.50

- Lot 1 – Sofa, Quilted

2 – Sofa, Appliqued
- 3 – Bed, Quilted

4 – Bed, Appliqued
- 5 – Floor

6 – Other

CLASS 11 – QUILTED ARTICLES

Prizes: 1st – \$2.50; 2nd – \$2.00; 3rd – \$1.50

Please indicate if you have had someone else do the quilting (machine or hand).

- Lot 1 – Applique

2 – Patchwork

3 – Clothing Items

4 – Table Runners
- 5 – Wall Hanging

a. Applique

b. Piecework

c. Stained Glass
- d. Other

6 – Seasonal

7 – Household Items

8 – Sleeping Bags
- 9 – Other

CLASS 12 – DOLL CLOTHES

Prizes: 1st – \$2.50; 2nd – \$2.00; 3rd – \$1.50

- Lot 1 – Dress

2 – Coat
- 3 – Suit

4 – Quilt
- 5 – Other

CLASS 13 – RECYCLED ITEMS

Prizes: 1st – \$2.50; 2nd – \$2.00; 3rd – \$1.50

- Lot 1 – Mittens
- 2 – Totes
- 3 – Other

Northwest Eye Center welcomes you  
back to the Pennington County Fair!

We continue to serve our community for your eyecare needs:  
Comprehensive Exams \* Glaucoma Testing \* Optical Department

Eric Tjelle,  
Optometrist

901 Hanson Dr, TRF \* 681-3300 \* trfeyecare.com

Eric Borgen,  
Optometrist

HealthCare Accessories

ONE STOP SHOPPING FOR:

Oxygen Supply

CPAP's

Lift Chairs

Orthotics/Prosthetics

Ostomy Supplies

Women's Boutique and much, much more!

DME: Walkers w/c etc.

Nebulizers

Scooters

Assistive Devices

Uniforms

(218) 683-2588

HealthCare Accessories 1-866-965-9553  
1845 Hwy 59, Suite #100, Thief River Falls, MN 56701



BORDER  
BANK

Customer  
first.  
Community  
focused.

www.border.bank



# GRANDSTAND LINEUP

July 14-18, 2021  
Thief River Falls, MN



**THURSDAY, JULY 15**  
*Opening Act Shell Shock ~ 6-7:30 P.M.*

## ROCK GODS

8-10 P.M.



**WEDNESDAY**  
**PARADE ~ 7 P.M.**  
**FIREWORKS at Dusk**

**Tickets For All Shows**  
**Available at The Grandstand**  
**\$20 Adults • \$10 Kids 12 & under**

**SATURDAY ~ BAJA RACING 2:30 P.M.**



**FRIDAY ~ MOTOCROSS 7:00 P.M.**



**SUNDAY ~ DEMO DERBY 4:30 P.M.**



Check Out Our Website for Activity Updates ~ [www.penningtoncountyfair.org](http://www.penningtoncountyfair.org)



**SUNDAY, JULY 18<sup>TH</sup>**

**IN THE BANDSHELL**

## **CHURCH SERVICES**

**w/PASTOR DAVIS 1:30 - 2:30 P.M.**

**GOSPEL MUSIC 2:30 - 5:00 P.M.**

2:30 - 3:00	Paul and Bruce
3:00 - 3:30	Trochman Family
3:30 - 4:00	Community Church
4:00 - 4:30	Bethlehem Church
4:30 - 5:00	Waterworth Family

## *Talent Show*

**5:30 P.M. Free Admission**

**IN THE BANDSHELL**  
**Thursday, July 15<sup>th</sup>**

**ENTER BY JULY 15, 12 NOON ~ 1ST PRIZE – \$100 in Each Division**  
Winner May Enter State Fair Show To Enter contact Sally Erickson 689-1069  
sallye@mncable.net, Visit <http://www.penningtoncountyfair.org> or leave at Kezar Music

Name of Act or Group \_\_\_\_\_

Contact Person \_\_\_\_\_

Address \_\_\_\_\_ Phone \_\_\_\_\_

City, State, Zip \_\_\_\_\_


Brief Description Of Act \_\_\_\_\_

Members of Group & Ages \_\_\_\_\_

Division you will participate in: ☐ Pre-Teen (12 and under); ☐ Teen (13-18); ☐ Open (any age)  
*Can only enter one division*



**GARY TYSON**  
**COMIC MAGICIAN**



**EAGLE CREEK**



**DARIANN LEIGH**



**JORDYN JOHNSRUD LIVE**



**SHELL SHOCK**



**COLD SHOT**



**OCTOBER ROAD**



**TAMI LEE & THE NORTHERN LIGHTS**

## **BANDSHELL SCHEDULE**

TIME	WEDNESDAY	THURSDAY	FRIDAY	SATURDAY	SUNDAY
12:30	Jordyn Johnsrud LIVE	Tami Lee & Northern Lights	Gary Tyson Comic Magic		
1:30	Family Connection Band	Gary Tyson Comic Magic	Shell Shock Band		Church Services
2:30	Jordyn Johnsrud LIVE	Tami Lee & Northern Lights	Gary Tyson Comic Magic		Gospel Music (See Schedule Above)
3:30	Family Connection Band	Gary Tyson Comic Magic	Shell Shock Band		Gospel Music (See Schedule Above)
4:30	Jordyn Johnsrud LIVE	Tami Lee & Northern Lights	Gary Tyson Comic Magic		Gospel Music (See Schedule Above)
5:30	Family Connection Band	Local Talent Contest	Shell Shock Band		6 p.m. - Dariann Leigh Band
7:00	Tami Lee & Northern Lights	Cold Shot Band	Eagle Creek Band	October Road	Dariann Leigh Band
8:00	Tami Lee & Northern Lights	Cold Shot Band	Eagle Creek Band	October Road	Dariann Leigh Band
9:00	Tami Lee & Northern Lights	Cold Shot Band	Eagle Creek Band	October Road	Dariann Leigh Band
10:00	Tami Lee & Northern Lights	Cold Shot Band	Eagle Creek Band	October Road	

## DIVISION QC – CHILDREN'S SEWING

13 and Under

### CLASS 1 – GARMENTS

Prizes: 1st – \$2.50; 2nd – \$2.00; 3rd – \$1.50

- Lot 1 – Dress  
2 – Jumper  
3 – Slacks  
4 – Blouse  
5 – Skirt

- 6 – Apron  
7 – Suit  
8 – Shorts  
9 – T-Shirt  
10 – Sleepwear  
11 – Robe  
12 – Jeans  
13 – Shirt  
14 – Vest  
15 – Jacket

- 16 – Sweatshirt  
17 – Sweat Pants  
18 – Other

### CLASS 2 – DOLL CLOTHES

Prizes: 1st – \$2.00; 2nd – \$1.50; 3rd – \$1.00

- Lot 1 – Dress  
2 – Coat

- 3 – Hat  
4 – Quilt  
5 – Pillow  
6 – Toy

- 7 – Other

### CLASS 3 – OTHER SEWN ITEMS

Prizes: 1st – \$2.00; 2nd – \$1.50; 3rd – \$1.00

- Lot 1 – Quilt (Please indicate if you have someone else do the quilting)  
a. hand-pieced and hand-quilted  
2 – Pillows  
3 – Table Runners/Placemats  
4 – Wall Hangings

- 5 – Seasonal  
6 – Kitchen Items  
7 – Pet Items  
8 – Pillowcases

- 9 – Stuffed Animals  
10 – Quilt  
11 – Other

## DIVISION R – ARTS & CRAFTS DEPT.

Superintendents: Gale Cota 681-4570, Trudy Hyland 378-4233

Prizes: 1st – \$2.50; 2nd – \$2.00; 3rd – \$1.50

### CLASS 1 – PICTURES

All Pictures Must Be Framed And Ready To Hang. (Please do not use serrated tooth hangers.)

- Lot 1 – Oil Painting  
a. Still Life  
b. Portrait  
c. Landscape  
d. Seascape  
e. Animal  
f. Flowers  
g. Birds  
h. Abstract  
i. Winterscape  
j. Other  
2 – Watercolor Painting  
a. Still Life  
b. Portrait  
c. Landscape  
d. Seascape  
e. Animal  
f. Flowers  
g. Abstract  
h. Bird  
i. Other  
3 – Acrylic Painting  
a. Still Life  
b. Portrait  
c. Landscape  
d. Seascape  
e. Animal

- f. Flowers  
g. Birds  
h. Abstract  
i. Painted Box  
j. Winterscape  
k. Panorama  
l. Other  
4 – Drawings  
(Use these lots for each of lots a-h)  
1. Still Life  
2. Portrait  
3. Landscape  
4. Seascape  
5. Animal  
6. Flowers  
7. Birds  
8. Abstract  
9. Winterscape  
10. Vehicle  
11. Other

- h. Other  
5 – Collage  
6 – Calligraphy  
7 – Painting On Wood  
8 – Paint By Number  
9 – Prints  
a. Wood Cut  
b. Silk Screen  
c. Linoleum  
d. Other  
10 – Batik  
11 – Sketch Books  
12 – Air Brush Painting  
13 – Saw Painting  
14 – Sculpture  
a. Clay  
b. Wire  
c. Wood  
d. Metal  
e. Papier-mache  
f. Other  
15 – Original Computer Art  
a. Drawing  
b. Painting  
16 – Mixed Media  
17 – Oil Pastel  
18 – Other

### CLASS 2 – CRAFTS

- Lot 1 – Felt Articles  
2 – Quilling  
3 – Decorated Trays & Plates  
4 – Lamps  
5 – Copper Tooling  
6 – Stuffed Toys  
7 – Decoupage  
8 – Rosemaling  
9 – Bauernmalerei  
10 – Tole Painting  
11 – Flower Arrangements  
a. Dried Flowers  
b. Silk Flowers  
c. Potpourri  
d. Wreath  
e. Corsage  
f. Other  
12 – String Art  
13 – Stained Glass  
a. Lead Came  
b. Copper Foil  
c. Plastic  
d. Other  
14 – Candlemaking  
15 – Seed, Shell, Rock Craft  
16 – Bead Work  
17 – Folk Art  
18 – Soft Sculpture  
19 – Doll (Made and dressed by exhibitor)  
a. Rag Doll  
b. Mop Doll

- c. Hand Crocheted Doll  
d. Animal Doll  
e. Porcelain Head and Hands Doll  
f. Soft Body Doll  
g. Hard Body Doll  
h. Other  
20 – Rag Baskets  
21 – Weaving  
22 – Rug Hooking  
23 – Applique  
24 – Shirt Painting  
25 – Puppets  
26 – Straw Weaving  
27 – Baskets  
a. Large Reed  
b. Small Reed  
28 – Diorama  
29 – Jewelry  
a. Cast Pewter  
b. Scroll  
c. Coil Chains  
d. Semiprecious Stone  
e. Silver Work  
f. Beaded  
g. Plastic  
h. Other  
30 – Etching  
a. Glass  
b. Petals  
c. Other  
31 – Fabric  
a. Photo Albums  
b. Bags

- c. Other  
32 – One Step Painting  
a. Gazing Balls  
b. Stationery  
c. Metal Painting  
d. Other  
33 – Painting on  
a. Metal  
b. Rock  
34 – Wood  
a. Painted  
b. Wall Hanging  
c. Useful Articles  
d. Ornaments  
e. Animals  
f. Plaques  
g. Toys  
h. Pre-cut or Kit  
i. Novelty  
j. Other  
35 – Scrapbooks  
a. Digital  
b. Regular  
36 – Coin purses  
37 – Lawn Ornaments  
a. Metal Art  
38 – Paper Craft  
39 – Spun Wool  
40 – Repurposed or Recycled Items  
41 – Clay Art  
42 – Creative Coloring



*Thief River*  
**CARE CENTER**

2001 Eastwood Dr. • Thief River Falls • 683-8100

ENJOY  
OUR  
COUNTY  
FAIR



**ACE Hardware**

YOUR LOCAL ACE HARDWARE STORE SINCE 1945

**ATM Machine**

**Open 24 Hours**




• GAS • DIESEL • SNACKS • POP  
• ICE • BEER • GROCERIES

- AUTOMATIC CAR WASH • LOTTERY
- FULL & SELF-SERVICE TRUCK WASH
- PET WASH • RV PARK • PROPANE
- MINI GOLF
- GO-CART TRACK



LOCATED JUST WEST OF THE FAIRGROUNDS

**IN CASE OF WEATHER  
EMERGENCY GO TO THE  
RALPH ENGELSTAD ARENA**



**ANDREW'S  
SERVICE  
CENTER**

901 Highway 59 N.  
Thief River Falls  
**683-5286**

*Styles By Amy*

"The Most Fun You Can Legally Have With Hair"

311 3rd St. East • 681-3722 • Thief River Falls

Check Out Our Great Evening Hours



- 43 – Gourds  
a. Decoration
- b. Bowl  
c. Lamps
- d. Painted  
e. Jewelry
- f. Other  
44 – Other

CLASS 3 – LEATHERWORK

- Lot 1 – Billfold  
2 – Purse
- 3 – Key Case  
4 – Belt
- 5 – Comb  
6 – Collection
- 7 – Other

CLASS 4 – CERAMICS

- Lot 1 – Traditional  
a. Hand Constructed  
b. Wheel Thrown  
c. Other
- 2 – Modernistic  
a. Hand Constructed  
b. Wheel Thrown  
c. Other
- 3 – Molded Forms (Bisque)  
a. Painted  
b. Glazed  
c. Chalked
- d. Combination  
4 – Mosaics  
5 – Tile  
6 – Other

CLASS 5 – PORCELAIN ART (China Painting)

- Lot 1 – Dishes  
a. Flowers  
b. Scenery
- c. Fruit  
d. Conventional  
2 – Mugs
- 3 – Place Settings  
4 – Other

CLASS 6 – DECORATIONS

- Lot 1 – Greeting Cards  
2 – Ornaments  
3 – Table Decorations  
4 – Tablecloths
- 5 – Wreath  
6 – Wall Hanging  
7 – Doily  
8 – Wooden Wall Display
- 9 – Doll  
10 – Other

CLASS 7 – LIQUID EMBROIDERY

- Lot 1 – Small Article  
2 – Towels (2)  
3 – Tablecloths  
4 – Kitchen Items or Sets  
5 – Pillow Cases
- 6 – Pillows  
7 – Pictures  
8 – Placemats  
9 – Scarf or Runner  
10 – Crib Spread
- 11 – Clothing  
12 – Holiday Item  
13 – Wall Hanging  
14 – Other

CLASS 8 – CREATIVE WRITING

- Lot 1 – Poetry  
2 – Storybook - Childrens with  
pictures (either drawn or photos)
- 3 – Story - other  
4 – Cards  
5 – Calligraphy
- 6 – Other

DIVISION RT – TAXIDERMY

All entries in the taxidermy class will have to follow Minnesota Game and Fish Laws which pertain to taxidermy. Any entrants who have questions about mounting specimens should contact their local conservation officer or D.N.R. office prior to obtaining or mounting the specimen.

- Lot 1 – Birds
- 2 – Small Animals
- 3 – Large Animals
- 4 – Fish

DIVISION S – CHILDREN'S  
ARTS & CRAFTS DEPT.

Ages 8 and under

Denice Nelson, Superintendent, 681-6403

Enter between 10 a.m. and 6 p.m. on Wednesday, July 14

Pictures should be ready to hang. Framing nice, not required. Pictures must recognizably fit in a category.

Adult additions will lower judged ranking.

Note: Using two materials (example: pencil and crayon) makes it a mixed media.

Prizes: 1st – \$2.00; 2nd – \$1.50; 3rd – \$1.00

All entrants will receive ribbons.

Use the following sublots in Class 1 and Class 2 for each lot.

- a. Realistic  
b. People  
c. Animals  
d. Abstract/Experimental
- e. Patriotic  
f. Science Fiction  
g. Seasonal  
h. Scientific
- i. Water Life  
j. Wilderness  
k. Flowers  
l. Other

CLASS 1 – ORIGINAL PAINTING

- Lot 1 – Tempera  
2 – Watercolor
- 3 – Fingerpaint  
4 – Mixed Media
- 5 – Acrylic  
6 – Other

CLASS 2 – ORIGINAL DRAWING

- Lot 1 – Pencil  
2 – Pen and Ink (BALLPOINT IS  
FINE)  
3 – Chalk (Set with Hairspray)  
4 – Charcoal (Set with Hairspray)
- 5 – Oil Pastel (Set with Hairspray)  
6 – Colored Pencil  
7 – Crayon  
8 – Marker  
9 – Mixed Media
- 10 – Computer Generated (**Must be done  
by child alone**)  
11 – Other

CLASS 3 – ORIGINAL DESIGNS/MAZES

- Lot 1 – Paint (any type)  
2 – Pencil  
3 – Ink
- 4 – Chalk/Oil Pastel (Set with Hairspray)  
5 – Charcoal (Set with Hairspray)  
6 – Crayon/Marker/Colored Pencil
- 7 – Mixed Media  
8 – Computer Generated

CLASS 4 – PRINTS/RUBBINGS

- Lot 1 – Rubber Stamp  
a. Black and White  
b. Color  
2 – Other Printmaking
- a. Black and White  
b. Color  
3 – Rubbings (Set chalk or charcoal with
- hairspray)  
a. Black and White  
b. Color  
4 – Handprint/Footprint

CLASS 5 – SAME AS DIVISION T

Please see items for this class under the Division T listing.

Pennington Co. Fair

POWER  
WHEELS  
DEMO DERBY

Sunday, July 18th

In Front of the Grandstand  
3:30 p.m. before the Demo Derby

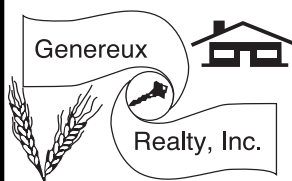
RULES

- Any regular electric Power Wheel is allowed. 4-Wheeler type vehicles are allowed, however the child's legs must be protected.
- Kids 3-9 years of age may participate.
- Helmats must be worn, bicycle helmets can be used.
- The vehicle is allowed to have UP TO a 12-volt lawn mower battery, which can-not be mounted in the passenger seat and the battery must be secured and sealed away from the child.
- All doors and tailgates must be strapped shut. No sharp edges. Use zip ties or duct tape or other flexible product for making them stay shut.
- Tires may be covered in duct tape to prevent them from breaking. All tires can be wrapped with rubber for traction.
- Motor must remain stock. The only modification you may use that will be allowed is using a lawn mower battery.
- Decorative changes can be made to the Power Wheel to make it look like a derby car, however there can be no reinforcement to the Power Wheel. Changes and additions are only decorative, such as header pipes sticking up or painting the car, etc.
- Remember this is to be something fun for the kids as well as the parents!
- Payouts will be as follows:  
Each child will receive a T-shirt  
Prize will be given for best looking Power Wheel.  
Prize will be given for most bumps.
- Please pre-register so we are sure we have prizes for all participants.
- To preregister, or if you have questions, please call Joey Halvorson at (218) 689-0608**
- 5 lb. bag of sand for weight is allowed. Must be in a bag inside the vehicle.

# Street Wizards

Meet, Greet and Display  
on the Fairgrounds after parade

**Wednesday  
Evening, July 14**



## Genereux Realty, Inc.

Hwy. 32 South  
304 Riverside South, P.O. Box 385  
Thief River Falls, MN 56701



(218) 681-HOME (4663)

**1-800-447-0382**

**www.genereuxrealty.com**

**Kermit Genereux, Broker ..... 681-8493**

**Jan Ness, Sales ..... 686-6696**

**Chris Reiersen, Sales ..... 207-8343**

**Patty Wold, Sales ..... 689-4661**

**Joe Salwei ..... 686-8164**

# DUNKING STAND

## AVAILABLE FOR YOUR ORGANIZATIONS

Reserve For Your Organization  
Contact Brittney Olson 689-2524

**4-HOUR TIME SLOTS AVAILABLE**



*Leaders in Separation Technology*  
1210 Pennington Ave.

Thief River Falls

**www.forsbergs.com**

**Phone: (218) 681-1927, Fax: (218) 681-2037**

**Toll-Free: (Continental U.S.) 1-800-654-1927**

**e-mail: forsberg@forsbergs.com**



**Have Fun At The Fair!**

## H & H SALES & NATIONWIDE ADVERTISING

*Keegan Hamre*

**(218) 681-1788 • Thief River Falls**

## DIVISION T – CHILDREN'S ARTS & CRAFTS DEPT.

Ages 9 - 12 years

Lois Benson 683-3120

Enter between 10 a.m. and 6 p.m. on Wednesday, July 14

Pictures should be ready to hang. Framing nice, not required.

Adult additions will lower judged ranking.

Pictures must recognizably fit in a category.

Note: Using two materials (example: pencil and crayon) makes it a mixed media.

Make sure the correct lot is chosen. Incorrect choice will affect judging.

**Prizes: 1st – \$2.00; 2nd – \$1.50; 3rd – \$1.00**

**All entrants will receive ribbons.**

**Use the following sublots in Class 1 and Class 2 for each lot.**

a. Landscapes/Seascapes  
b. Still Life

c. Floral  
d. Animals

e. People

f. Abstract/Scientific

g. Portrait

h. Seasonal

i. Logos

j. Other

### CLASS 1 – ORIGINAL PAINTING

Lot 1 – Oil  
2 – Acrylic

3 – Watercolor  
4 – Tempera

5 – Finger Paint  
6 – Dry Brush

7 – Mixed Media  
8 – Other

### CLASS 2 – ORIGINAL DRAWING

Lot 1 – Pencil  
2 – Pen and Ink  
3 – Chalk (set with hairspray)  
4 – Charcoal (set with hairspray)  
5 – Oil Pastel (set with hairspray)

6 – Colored Pencil  
7 – Crayon  
8 – Marker  
9 – Mixed Media  
10 – Scratch Art

11 – Computer Generated (**Must be done by child alone**)  
12 – Other

### CLASS 3 – ORIGINAL DESIGNS/MAZES

Lot 1 – Paint (any type)  
2 – Pencil  
3 – Ink  
4 – Chalk

5 – Charcoal (Set with hairspray)  
6 – Crayon  
7 – Mixed Media

8 – Computer Generated  
9 – Wood  
10 – Paper  
11 – 3-Dimensional

12 – Oil Pastel  
13 – Marker  
14 – Colored Pencil

### CLASS 4 – PRINTS/RUBBINGS

Lot 1 – Wood Block  
a. Black and White  
b. Color  
2 – Linolium Block  
a. Black and White  
b. Color

3 – Rubber Stamp  
a. Black and White  
b. Color  
4 – Print Making  
a. Black and White  
b. Color

5 – Rubbings (set chalk or charcoal with hairspray)  
a. Black and White  
b. Color

### CLASS 5 – OTHER ART & CRAFT MEDIA

This class is for both Division S and Division T

Lot 1 – Art by Number/Pattern  
a. Paint  
b. Sand Art  
c. Crayon/Marker  
d. Colored Pencil

2 – Diorama/  
3-Dimensional  
a. Original  
b. Complete/Built from Set

3 – Mobiles  
a. Original  
b. Complete/Built from Set

4 – Posters  
a. Original  
b. Completed

5 – Calendars  
a. Original  
b. Completed

6 – Collage  
a. Paint  
b. Crayon/Marker  
c. Mixed Media  
d. Nature  
e. Other

7 – String Art  
a. 2-Dimensional  
b. 3-Dimensional

8 – Paper Crafts  
a. Cut  
b. Torn  
c. Folded  
d. Woven  
e. Picture/Design  
f. Mixed media  
g. 3-Dimensional  
h. Paper making  
i. Scratch Art  
j. Seasonal

9 – Plastic Crafts  
a. Original  
1. Floral

2. Animal  
3. People  
4. Seasonal  
5. Abstract  
6. Patriotic

b. Pattern/Kit  
1. Floral  
2. Animal  
3. People  
4. Seasonal  
5. Abstract  
6. Patriotic  
7. Other

10 – Leather Work  
a. Original Pieces  
b. Kit or Preformed

11 – Metal Work  
a. Relief Work  
b. Etching  
c. 3-Dimensional

12 – Glass  
a. Etching  
b. Stained Glass  
1. Original  
2. Kit  
c. Other

13 – Tile (Ceramic or Plastic)  
a. Mosaics  
b. Decorated  
c. Relief Work

14 – Sculpture  
a. Modeling - Clay  
b. Modeling - Fimo, Sculplay, Other  
c. Cast (Mold Used)  
d. Wire  
e. Assemblage  
f. Relief  
g. Paper-mâché  
h. Bottle Art  
i. Other  
15 – Models  
a. Original

b. Pattern  
c. Kit  
16 – Ceramics  
a. Hand Built  
b. Painted  
c. Decorated

17 – Basketry  
a. Original  
b. Pattern/Kit

18 – Masks  
a. Original  
b. Decorated Form

19 – Candles  
a. Formed  
b. Molded

20 – Sand/Rock/Seed Art/  
Seashell  
a. 2-dimensional  
b. 3-dimensional

21 – Original Written and/or  
Illustrated Works (Not to include colored in copied patterns/pictures.)  
a. Original  
1. Scrapbooks  
2. Books or Stories  
3. Poems  
4. Cards

b. Calligraphy  
c. Specialty Writing

22 – Handmade Toys  
a. Dolls, Made  
b. Dolls, Dressed  
c. Puppets  
d. Instruments  
e. Other

23 – Collections  
a. Natural Materials  
b. Stamps/Coins  
c. Self-Made Items  
d. Other Items

24 – Fabric Crafts  
a. Tie-Dye

b. Paint/Liquid Embroidery  
1. Original  
2. Pattern  
3. Printed  
c. Marker/Crayon  
1. Original  
2. Pattern

d. Sequin/Other Decoration  
1. Original  
2. Pattern  
3. Printed

e. Latch Hook  
1. Original  
2. Pattern  
3. Printed

f. Felt Craft  
1. Original  
2. Pattern  
3. Kit

g. Fleece  
1. Blanket  
2. Pillow  
3. Other

h. Other Fabric Craft  
1. Original  
2. Pattern  
i. Ribbon Art  
j. Yarn Art

25 – Jewelry, Barrettes  
a. Original  
b. Pattern/Kit  
c. Bracelet  
d. Necklace

26 – Quilling, other native craft  
a. Original  
b. Pattern/Kit

27 – Bead Work  
a. Original  
b. Pattern/Kit

28 – Novice Woodcraft  
(Simple)  
a. 2-dimensional Original  
b. 3-dimensional Original



- |                               |                                  |                               |                        |
|-------------------------------|----------------------------------|-------------------------------|------------------------|
| c. Pattern/Kit of above types | c. Wall Use/Magnets              | a. Original                   | d. Moveable Parts      |
| d. Simple Cuts & Painted      | d. Floor/Ground Use              | b. Pattern                    | e. Mixed               |
| e. Simple Burning             | e. Ornaments                     | c. Kit                        | 40 – Erector Sets      |
| f. Basic Bird Feeders/Houses  | 31 – Home Décor Craft            | d. Moveable Parts             | a. Original            |
| 1. Original                   | a. Free Standing (small)         | e. Mixed                      | b. Pattern             |
| 2. Kit/Preformed Pieces       | b. Hanging                       | f. Realistic                  | c. Kit                 |
| g. Popsicle Stick Art         | c. Wall Use/Magnets              | 36 – Cling Art                | d. Moveable Parts      |
| 1. Frames                     | d. Floor/Ground Use              | a. Original                   | e. Mixed               |
| 2. Structure                  | e. Frames                        | b. Kit                        | 41 – Recycled Craft    |
| 3. Painted                    | f. Other                         | 37 – Foam Craft               | a. Plastic             |
| 4. Home Decor                 | 32 – Craft of Current Popularity | a. Shapes                     | b. Metal               |
| h. Puzzles                    | a. Original                      | b. Letters                    | c. Glass               |
| 1. Original                   | b. Pattern/Kit                   | c. Structure                  | d. Other               |
| 2. Kit                        | 33 – Scientific Representation   | d. Seasonal                   | 42 – Duct Tape Art     |
| i. Decoupage                  | a. Charts                        | e. Mixed Media                | a. Billfolds           |
| 29 – Novice Carving           | b. Graphs                        | f. Frames                     | b. Flowers             |
| a. Wood                       | c. Diagrams                      | g. Childrens Wear/Accessories | c. Jewelry             |
| b. Soap                       | d. Photos                        | h. Mosaic                     | d. Other               |
| c. Styrofoam                  | e. Drawn Pictures                | 38 – Design                   | 43 – Creative Coloring |
| d. Other                      | f. Mixed Media                   | a. Portfolio                  | 44 – Macrame           |
| 30 – Seasonal Decorations     | 34 – Card/Book Making            | b. Sketch Books               | 45 – Canvas Art        |
| a. Free Standing (small)      | a. Scrapbooking                  | 39 – K-nex/Other              | 46 – Self Portrait     |
| b. Hanging                    | b. Albums                        | a. Original                   | 47 – Puppets           |
|                               | c. Cards                         | b. Pattern                    | 48 – Slime             |
|                               | d. Original/Bookmaking           | c. Kit                        | 49 – Other             |
|                               | 35 – Lego                        |                               |                        |

## DIVISION U – STUDENT ART

Ages 13-18 Years

Phyllis Miller

Enter between 10 a.m. and 5 p.m. on Wednesday, July 14

Pictures Framed For Hanging.

Prizes: 1st – \$2.50; 2nd – \$2.00; 3rd – \$1.50

### CLASS 1

- |                        |                            |                                   |
|------------------------|----------------------------|-----------------------------------|
| Lot 1 – Drawing        | 5. Animals                 | d. Weaving                        |
| a. Chalk               | 6. Other                   | e. Rug Hook                       |
| b. Charcoal            | b. Watercoloring           | f. Multi-Media                    |
| c. Crayon              | 1. Still Life              | g. Needle Craft – Original Design |
| d. Pencil              | 2. Portrait                | h. Needle Craft – Pattern         |
| 1. Perspective         | 3. Landscape               | i. Printed                        |
| 2. Portrait            | 4. Seascape                | j. Blanket                        |
| 3. Animals             | 5. Animals                 | k. Burlap                         |
| 4. Landscape           | 6. Other                   | l. Duct Tape                      |
| 5. Still Life          | c. Acrylic                 | m. Other                          |
| 6. Abstract            | 1. Still Life              | 8 – Jewelry                       |
| 7. Floral              | 2. Portrait                | a. Copper Enameling               |
| 8. Buildings           | 3. Landscape               | b. Hand Wrought Metal             |
| 9. Wildlife            | 4. Seascape                | c. Other                          |
| 10. Farm Animals       | 5. Animals                 | 9 – Metal Craft                   |
| 11. Pets               | 6. Other                   | a. Copper Tooling                 |
| 12. Sea life           | d. Collage                 | b. Other                          |
| 13. Other              | 3 – Modernistic Painting   | 10 – Papier-mache                 |
| e. Ink                 | a. Acrylic                 | 11 – Decoupage                    |
| 1. Perspective         | b. Oil                     | 12 – Collage (Only)               |
| 2. Portrait            | c. Watercolor              | 13 – Posters                      |
| 3. Animals             | d. Multi-Media             | 14 – Cartoons                     |
| 4. Landscape           | e. Other                   | 15 – Novelty Crafts               |
| 5. Other               | 4 – Sculpture              | a. Leatherwork                    |
| f. Colored Pencil      | a. Assemblage              | b. Collections                    |
| 1. Perspective         | b. Casting (Use of a Mold) | c. Novelties                      |
| 2. Portrait            | c. Construction            | d. Puzzles                        |
| 3. Animals             | d. Carving                 | e. Other                          |
| 4. Landscape           | e. Modeling (Clay, etc.)   | 16 – Candles                      |
| 5. Other               | f. Relief Sculpture        | 17 – Mosaics                      |
| g. Scratch Art         | g. Paper                   | 18 – String Art                   |
| 1. Perspective         | h. Other                   | 19 – Quilling                     |
| 2. Portrait            | 5 – Ceramics               | 20 – Basketweaving                |
| 3. Animals             | a. Traditional             | a. Machines                       |
| 4. Landscape           | 1. Hand Constructed        | b. Tools                          |
| 5. Other               | 2. Wheel Thrown            | c. Other                          |
| h. Oil Pastel          | b. Modernistic             | 21 – Woodburning                  |
| 1. Perspective         | 1. Hand Constructed        | 22 – Glass Etching                |
| 2. Portrait            | 2. Wheel Thrown            | 23 – Creative Design              |
| 3. Animals             | c. Mold Formed             | 24 – Model Kit                    |
| 4. Landscape           | 1. Figurines               | 25 – Paper Cutting                |
| 5. Other               | 2. Vases                   | 26 – Sand Art                     |
| i. Markers             | 3. Other                   | 27 – Beadwork                     |
| 1. Perspective         | 6 – Printing               | 28 – Wood Carving                 |
| 2. Portrait            | a. Linoleum Block          | 29 – Computer Generated Art       |
| 3. Animals             | b. Wood Block              | 30 – Mixed Media                  |
| 4. Landscape           | c. Silk Screen             | 31 – Scrapbook                    |
| 5. Other               | d. Metal Etching           | 32 – Creative Writing             |
| 2 – Realistic Painting | e. Other                   | 33 – K-nex and Legos              |
| a. Oil                 | 7 – Fabric                 | 34 – Calligraphy                  |
| 1. Still Life          | a. Batik                   | 35 – Creative Coloring            |
| 2. Portrait            | b. Macrame                 | 36 – Other                        |
| 3. Landscape           | c. Tye Dye                 |                                   |
| 4. Seascape            |                            |                                   |

**We'll Be Serving At 10 AM Daily  
On The Fairgrounds!**

**Of-da Tacos**

**HERE COMES THE FAIR**

**Dr. Kenton D. Kain 3**  
**1302 Main Ave. N. 681-553 7**

**REED REALTY**

[www.reedrealty.com](http://www.reedrealty.com) (218) 683-5263

*Sign up for our weekly email to get all the newest MLS listings and updates in NW MN at [www.reedrealtymn.com](http://www.reedrealtymn.com)*

**Les's Sanitation**  
**681-7312**

**1345 Hwy. 32 S., Thief River Falls**

**LET'S HAVE SOME  
FUN IN 2021**  
**WEDNESDAY, JULY 14TH  
7 P.M.**

### PARADE ROUTE

**From the Pennington County Fairgrounds  
On 6th Street East to Knight Avenue  
Over to 4th Street and back to the  
Pennington County Fairgrounds on 4th Street**

*Interested in participating in the Parade this year as  
a Business, Group, Club, Individual Car, Music or  
just an entry?*

*Parade Participants - Enter parade route on  
Hwy. 59 and 6th Street ONLY!*

**REGISTER AT BENTON, SAFRANSKI & CO.**

**681-4287**

**OR ONLINE [www.penningtoncountyfair.com](http://www.penningtoncountyfair.com)**

## DIVISION V – ADULT PHOTOGRAPHY

18 and Over  
Chris Burnham, 681-2412  
Prizes: 1st – \$2.50; 2nd – \$2.00; 3rd – \$1.50

## DIVISION W – CHILDREN'S PHOTOGRAPHY

17 and Under  
Chris Burnham, 681-2412  
Prizes: 1st – \$2.50; 2nd – \$2.00; 3rd – \$1.50

Enter Wednesday, July 14 between 10 a.m. and 5 p.m.

All photos must be taken by entrant.

Photographs must be mounted on poster board and placed in a clear plastic zipper storage bag or sheet protector.

Use a gallon storage bag for 8x10 photos and a quart storage bag for 5x7 photos, use a 2 gallon storage bag for 11x14 photos.

**NO FRAMES, NO GLASS, NO MATS, PLEASE.**

### CLASS 1 – COLOR PHOTOGRAPHY CLASS 2 – BLACK AND WHITE/SEPIA PHOTOGRAPHY

Same photo may not be used for Class 1 and Class 2  
Use Same Lot Numbers for Adults (Division V) and children (Division W)

Individual Photos must be – 5x7, 8x10 or 11x14

#### Lot 1 – Animals

- Domestic or Farm Animal(s)
- Wild Animal(s)
- Wild Birds
- Person/People with Animals
- Insects
- Action or movement
- Fish, turtle, underwater animals
- Portrait
- Working
- Other

#### Lot 2 – Scenic

- Buildings
- Farm
- Rural Scene
- Landscape
- Seasonal
- Sunset
- Sunset
- Water, Lake, Ocean, River
- Natural Disaster or Phenomena
- Night Scene
- Urban Scene
- Historical, Landmark, Vacation
- Sky/Clouds
- Other

#### 3 – People

- Natural Light Portrait (one or more persons)
- Artificial Light Portrait (one or more persons)
- Self Portrait (hand held or made with a timer)
- Environmental portrait (people at work or at home with surroundings)
- Entertainers (one person or group)
- Action or Movement (not sports)

#### 4 – Plants

- Single Bloom Flower
- Multiple Bloom Flower
- Fruits and/or Vegetables
- Trees and/or Shrubs
- Grain
- Garden
- Foliage

#### 5 – Sports

- Participant(s) In Action
- Groups

#### 6 – Miscellaneous

- Humorous
- Still Life
- Patriotic
- Architectural
- Fair/Festival/Fireworks

#### f. Transportation

- Machinery
- Other

#### 7 – Special Photographic Techniques

- Maximum Depth of Field
- Narrow Depth of Field or Selective Focus

- Silhouette
- Other

#### 8 – Digital Effects

- Digitally Manipulated
- Digitally Painted
- Digital Collage or Mosaic
- Use of Filters
- Other

#### 9 – Photo Sequence - 3 to 6 Photographs Mounted Together on Tag Board

*Sequence photos or printed together; do not need to be in a clear plastic zipper storage bag.*

- Photos Related by Theme or Telling a Story
- Photo Study of Same Subject with Different Photographic Techniques.
- Panoramic Sequence



# DEMOLITION DERBY

## CLASSES OF CARS

1/2 Ton 2WD Limited Weld Pick-Up • Bone Stock Cars • Baja Car

Limited Weld Cars • Herbie, Compact Class- Max Engine Size - 6-cyl. (No V-8s)

## GUARANTEED PAYOUTS:

### Limited Weld Class

1st: \$1,500; 2nd: \$750; 3rd: \$400; 4th: \$200; 5th: \$100

### Bone Stock Class

1st: \$1,200; 2nd: \$600; 3rd: \$300; 4th: \$200; 5th: \$100

### 2WD 1/2-Ton Pickup Class

1st: \$1,200; 2nd: \$600; 3rd: \$300; 4th: \$200; 5th: \$100

### Herbie Compact Class - FWD Only

1st: \$1,000; 2nd: \$600; 3rd: \$300; 4th: \$200; 5th: \$100

### Baja - Stock only, 4 & 6-cyl.

1st: \$300; 2nd: \$200; 3rd: \$100

**Grand Slam  
with  
\$600 and \$300  
Purses**

## ENTRY FEES \$40

*The entry fee includes driver and car.*

Pit passes are an  
additional **\$25**

**SUNDAY  
JULY 18<sup>TH</sup> – 4:30 P.M.**  
*in the GRANDSTAND*

*Run By  
WFO  
Promotions*

## OFFICIAL RULES & REGULATIONS

The Rules for this Demo Derby season  
are located on our Facebook page:  
Pennington County Fair Demo Derby

*If you have any questions feel free to contact Tyler Miller at (218) 686-7488 after 5 pm*



DIVISION X – WOODWORKING

Jan Lundin, Superintendent, 681-3670  
Enter between 10 a.m. and 5 p.m. on Wednesday, July 14  
Prizes: 1st – \$3.00; 2nd – \$2.50; 3rd – \$2.00

CLASS 1 – YOUNG WOODWORKERS

Age 18 and younger

- Lot 1 –Gun Cabinet

2 – China Hutch

3 – Picnic Table

4 – Table

5 – Chair

6 –Rocking Horse

7 –Bookcase

8 – Gun Rack

9 – Bird Feeder

10 – Birdhouse
- 11 – Shelves

12 – Cradle

13 – Breadboard

14 – Bookends

15 – Trivet

16 – Toolbox

17 – Plaque

18 – Child’s Toy

19 – Woodturning

20 – Clock
- 21 – Woodburning

22 – Hand Carving

23 – Refinished Item

24 – Kit or Pre-Cut

25 – Bench

26 – Footstool

27 – Wood turning

28 – Crane/Catapult

29 – Other

CLASS 2 – CARVING BY HAND

- Lot 1 – Waterfowl

2 – Upland Birds

3 – Nongame Birds

4 – Decoys

5 – Animals

6 – Fish

7 – Caricatures

8 – Low Relief

9 – High Relief
- 10 – Furniture

11 – Miniature

12 – Carved People

13 – Chip Carving

a. Box

b. Plate

c. Chest

d. Cake Stand

e. Other
- 14 – Norwegian Boxes (Tee-na)

a. Large box

b. Small Box

15 – Bark Carving

a. Houses

b. Caricatures

c. Faces

d. Other

17 – Other

CLASS 3 – WOOD TURNING

- Lot 1 – Bowl

2 – Plate

3 – Lamp
- 4 – Table

5 – Chair

6 – Novelty
- 7 – Clock

8 – Cradle

9 – Other

CLASS 4 – LARGE FURNITURE

- Lot 1 – Cradle

2 – Desk

3 – Gun Cabinet

4 – Chest

5 – Chair

6 – Bookcase
- 7 – End Table

8 – Coffee Table

9 – Hall Table

10 – Dining Table

11 – China Hutch

12 – Cabinet
- 13 – Headboard

14 – Dresser

15 – Entertainment Center

16 – Coat Rack

17 – Other

CLASS 5 – CHILD'S TOYS

- Lot 1 – Doll House

2 – Doll Furniture

3 – Doll Cradle

4 – Rocking Horse
- 5 –Car

6 – Train

7 – Carousel

8 – Toy Chest
- 9 – Wagon

10 – Bank

11 – Animals

12 – Music Box
- 13 – Novelty

14 – Other

CLASS 6 – PRE-CUT OR KIT

- Lot 1 – Doll House

2 – Clock
- 3 – Toy

4 – Cabinet
- 5 – Chest

6 – Other

CLASS 7 – REFINISHED ITEM

- Lot 1 – Table

2 – Chair

3 –Rocking Chair

4 – Trunk
- 5 – Chest

6 – Desk

7 – High Chair

8 – Wash Stand
- 9 – Ice Box

10 – China Hutch

11 – Upholstery

12 – Other

CLASS 8 – PAINTED CRAFTWORK

- Lot 1 – Lawn Ornaments

2 – Bird House

3 – Home Crafts

4 – Jewelry Box
- 5 – Birds

6 – Animals

7 – Whirligigs

8 – Plaques
- 9 – Wind Chimes

10 – Silhouettes

11 – Barn

12 – Other

CLASS 9 – SCROLL SAW/ROUTER

- Lot 1 – Shelf

2 – Picture

3 – Cabinet

4 – Trivet

5 – Sign
- 6 – Clock

7 – Intarsia

8 – Picture Frame

9 – Music Box

10 – End Table
- 11 – Fish Picture

12 – Dog Picture

13 – Puppy Picture

14 – Horse Picture

15 – Other

CLASS 10 – INLAY OR MARQUETRY

- Lot 1 – Jewelry Box
- 2 – Picture

3 – Gameboards

4 – Other

CLASS 11 – WOODBURNING

- Lot 1 – Wild Animals

2 – Birds

3 – Fish
- 4 – Domestic Animals

5 – Scenic

6 – Still Life
- 7 – Portrait

8 – Caricatures

9 – Other

CLASS 12 – SMALL FURNISHINGS

- Lot 1 – Single Shelf

2 – Series of Shelves

3 – Quilt Rack

4 – Clock

5 – Jewelry Box

6 – Stool

7 – Bench

8 – Mirror

9 – Caning
- 10 – Bookends

11 – Picture Frame

12 – Flag Case

13 – Display Case

14 – Magazine Rack

15 – Planter

16 – Cribbage Boards

17 – Cutting Board

18 – Birdhouse
- 19 – Candleholder

20 – Pizza Paddle

21 – Lazy Susan

22 – Sewing Cabinet

23 – Paper Towel Holder

24 – Napkin Holder

25 – Other

CLASS 13 – GOURDS

- Lot 1 – Bowl

2 – Bird House

3 – Decorative Item

4 – Carved Gourd
- 5 – Christmas Tree Ornament

6 – Birds

7 – Musical Gourd

8 – Vase
- 9 – Windchimes

10 – Miniature Gourd

11 – Gourd Jewelry

12 – Other

CLASS 14 – MINIATURE MODELS

- Lot 1 – Dozer

2 – Front-End Loader

3 – Skid Steer Loader

4 – Car
- 5 – Truck

6 – Motorcycle

7 – Combine

8 – Farm Equipment
- 9 – Semi Truck

10 – Pickup

11 – Backhoe

12 – Other

CLASS 15 – UPHOLSTRY

- Lot 1 – Chair

2 – Stool
- 3 – Chair Cushions

4 – Other

DIVISION Y – SENIOR CITIZEN

Susan Olson, Deb Fulton  
Enter between 10 a.m. and 5 p.m. on Wednesday, July 14 – 60 - 80 years.  
Exhibitors May Also List Articles For Sale If They Desire.

DIVISION Z – SENIOR CITIZEN

Same Classes as Division X – 80 and Over.  
Prizes: 1st – \$2.50; 2nd – \$2.00; 3rd – \$1.50

CLASS 1 – RUGS

- Lot 1 – Hooked, Wool

2 – Hooked, Cotton

3 – Crocheted, Wool
- 4 – Crocheted, Cotton

5 – Braided, Wool

6 – Braided, Cotton
- 7 – Woven, Wool

8 – Woven, Cotton

9 – Other

CLASS 2 – QUILTS

- Lot 1 – Pieced, Wool

2 – Pieced, Cotton

3 – Pieced, Silk

4 – Quilted By Hand

5 – Featherstitch, By Hand
- 6 – Featherstitch, By Machine

7 – Non-Quilted

8 – Baby Quilts

9 – Applique

10 – Machine Quilted
- 11 – Table Runner

12 – Lap Quilt

13 – Wall Hangings

14 – Tied Quilts

15 – Other

CLASS 3 – WOODWORK

- Lot 1 – Carving

2 – Furniture

3 – Toys

4 – Plaques & Wall Hangings
- 5 – Shelves

6 – Bird House

7 – Large Furniture Item

8 – Small Furniture Item

9 – Refinished
- 10 – Bowl

11 – Chip Carving

12 – Relief Carving

13 – Other

CLASS 4 – THRIFT SECTION

- Lot 1 – Anything Made From Used Material

CLASS 5 – SWEDISH DARNING

- Lot 1 – Dresser Scarf

2 – Placemats
- 3 – Towels

4 – Other

CLASS 6 – PILLOWS

- Lot 1 – Boudoir

2 – Knit

3 – Woven
- 4 – Crocheted

5 – Smocked

6 – Needlepoint
- 7 – Applique

8 – Embroidery

9 – Other

CLASS 7 – AFGHANS

- Lot 1 – Knit Regular

2 – Knit Lap

3 – Knit Baby
- 4 – Crocheted Regular

5 – Crocheted Lap

6 – Crocheted Baby
- 7 – Knit Granny Squares

8 – Crocheted Granny Squares

9 – Other

CLASS 8 – HOBBIES

- Lot 1 – Plaques

2 – Etching

3 – Toys

4 – Novelties

5 – Tin Punch

6 – Collections
- 7 – Pictures, other than other lots

8 – Dolls

9 – Handbags

10 – Art Foam

11 – Felt

12 – Puffed/Padded Pictures
- 13 – Decoupage

14 – Quilling

15 – Stuffed Toy

16 – Holidays

17 – Creative Coloring

18 – Other

CLASS 9 – FANCY WORK – CROCHETING

- Lot 1 – Pillow Case

2 – Dresser Scarf

3 – Handkerchief

4 – Bedspread

5 – Tablecloth or Lunch Cloth

6 – Gloves, Mittens
- 7 – Pot Holder

8 – Doily

9 – Slippers

10 – Doll Clothes

11 – Hairpin Lace

12 – Booties

13 – Baby Sets
- 14 – Baby Toys

15 – Kitchen Towel

16 – Dolls

17 – Christmas Doily

18 – Dish Cloth

19 – Other

CLASS 10 – KNITTING

- Lot 1 – Mittens

2 – Sweater, Adult

3 – Sweater, Child

4 – Baby Sweater

5 – Machine Knitting

6 – Recycled Knitting
- 7 – Booties

8 – Doll Clothes

9 – Cap or Hat

10 – Bedroom Slippers

11 – Stockings

12 – Baby Sets
- 13 – Baby Quilts

14 – Baby Toys

15 – Scarf

16 – Other

CLASS 11 – WEAVING		
Lot 1 – Placemats (2)	3 – Rugs	
2 – Pot Holders (2)	4 – Other	
CLASS 12 – APPLIQUE		
Lot 1 – Luncheon Cloth	4 – Huckweaving	7 – Towels
2 – Dresser Scarf	5 – Aprons	8 – Other
3 – Pillow Cases	6 – Placemats	
CLASS 13 – EMBROIDERY & NEEDLEWORK w/FLOSS		
Lot 1 – Pillow Cases	5 – Luncheon Cloth	9 – Crewel
2 – Dresser Scarf	6 – Tablecloth	10 – Pictures
3 – Dish Towels (2)	7 – Wall Hanging	11 – Other
4 – Bedspread	8 – Doilies	

CLASS 14 – NEEDLEWORK w/YARN		
Lot 1 – Chair Covers	3 – Handbags, Totes	5 – Other
2 – Pictures	4 – Wall Hanging	
CLASS 15 – PAINTING & DRAWING		
Lot 1 – Textile	7 – Oil Animals	13 – Acrylic Ethnic
2 – Tole	8 – Oil Ethnic	14 – Watercolor Picture
3 – Rosemaling	9 – Pencil Sketches	15 – Pen and Ink Picture
4 – Ceramics	10 – Acrylic Picture	16 – Folk Art Painting
5 – Oil Picture	11 – Acrylic Landscape	17 – Rosemaling
6 – Oil Landscape	12 – Acrylic Animals	18 – Other
CLASS 16 – SEWING		
Lot 1 – Adult Garment	4 – Holiday Item	7 – Tablecloth
2 – Child’s Garment	5 – Kitchen Item	8 – Other
3 – Apron	6 – Outerwear	



## 4-H CLUB DEPT.

Ashley Nerhus, Extension Educator  
Cindi Kilen, Office Manager  
Kyle Jore, Ag Services Director  
Amy Halvorson, Summer Assistant



### 4-H RULES

- Eligibility** - This Department is open to bona fide members of the 4-H clubs of Pennington County.  
a) Absentee Judging of Projects. Please visit <http://www.4-H.umn.edu/policies> for information  
b) Judging experiences for youth with disabilities or injuries. Contact Extension Office for more info.
- Registration** - All entry registration forms are due in the county extension office or on Fair Entry by **June 21**. Members may enter 2 exhibits in a class and livestock science exhibits entry is limited to one per lot. If you are showing 2 exhibits in the same class please put it on the registration form twice.
- Exhibit/Livestock arrival** – Thursday, July 15, 9 a.m. – 3 p.m.
- Exhibit/Livestock release** – Sunday, July 18, 5 p.m. – 7 p.m.
- Judging Schedules**  
Tues. June 21 – Demonstrations, Food Review, Performing Arts, Clothing Construction, Purchased Clothing, Quilting & Fashion Revue  
Tues. July 13, 2:30 – 7 p.m. – General project exhibit judging  
Thurs. July 15, 9 a.m. – 3 p.m. – Livestock entry day  
Thurs. July 15, 10 a.m. – 4-H Horse Show  
Fri. July 16, 9 a.m. – Swine, Sheep, Meat Goat & Beef; 9:30 a.m. – Rabbit; 1 p.m. – Poultry  
Sat. July 17, 8:30 a.m. – Dairy Goats; 10 a.m. Dairy;  
4 p.m. Premium Only Market Livestock Auction  
Sun. July 18, Noon. - Fashion Revue; 5 – 7 exhibit/livestock release  
TBD – 4-H Dog Show  
Visit [local.extension.umn.edu/local/pennington](http://local.extension.umn.edu/local/pennington) for up-to-date schedule.
- Cloverbud Policies** –  
a) The Cloverbud program serves as an introduction to 4-H. It is non-competitive and experience-driven. Premiums and ribbons are awarded to Cloverbuds for their successful participation in the fair.  
b) Cloverbuds are limited to entry in 5 projects.  
c) When a Cloverbud shows an animal, an adult or youth leader needs to be in control of the animal at all times. When showing small pets, poultry, rabbits, etc., an adult or youth leader will handle the animal and be in control at all times.  
d) Cloverbuds must abide by all other rules, guidelines, expectations, and qualification requirements except as noted.
- Grievance Policy** – A grievance may be filed and a local volunteer grievance committee convened to address rule violations and alleged wrongdoing. A grievance committee will not be convened for the following situations: a) decisions made by judges, which are final; b) missed deadlines which are covered through the "one-time member exemption process;" and, c) code of conduct related violations which will be addressed by staff according to an established process. Please direct any questions to the 4-H Program Coordinator or the Fair Superintendent.
- Procedure for checking in Club Projects at the fair** – For general exhibit projects, please register with Extension Staff in the Huck Olson Arena on July 13 from 2:30 – 7 p.m. to receive entry cards. For livestock exhibits, check in with Extension Staff in the barns to pick up barn cards.
- Exhibits will be placed in blue, red and white ribbon classes, except where stated otherwise.
- Please cash all checks by September 21.

### EXHIBIT RULES

- Youth will be eligible for all show related premiums, awards, and participation in the state event when exhibition requirements are met (and appropriate permissions are granted by 4-H Program Staff). Participation in the auction is at the discretion of the Extension staff. Approved early release is an exception to the rule and becomes a 4-H staff and fair board decision based on each situation.
- When choosing a grade division, choose the grade in which you have completed, not the grade you are entering in the fall. All work on projects entered should be done by the 4-H member and completed during the current 4-H year unless otherwise noted.
- Note - Cloverbud exhibits, including livestock posters, should not be judged blue, red and white. Instead, all should receive participation recognition.
- Poster** exhibits may not exceed 22” wide x 28” high. They may be smaller. Please be aware that foam poster board is 20” x 30”. It is highly recommended that posters come prepared to be hung (otherwise staples will be used to hang them).
- Education Exhibits / Tri-Fold / Science Exhibits** for all project areas may not exceed 12" deep x 24" wide x 36" high. (Center back 24" wide x 36" high, right and left wings each 12" wide x 36" high.)
- All exhibits will be evaluated by a conference with the judge.  
Project judging criteria:  
Exhibit quality.....25%  
Educational value .....25%  
Knowledge and ability to explain .....50%  
Decision of the judge is final and may not be appealed.

- Floor Space** for any exhibit should not exceed 20 square feet. If your exhibit exceeds this space limitation, contact the extension office.
- All exhibits must be labeled** with name, club and county. Other appropriate information for the project (i.e., vegetable varieties) should be included. If the exhibit has multiple pieces, each part needs to be labeled and should indicate 1 of 4, 2 of 4, etc.
- Meeting exhibition requirements of the local County Fair Board/Agricultural Association and the 4-H Youth Development Program from 4-H exhibit entry day through release time: If exhibition requirements are not met (and permission is not granted by 4-H and fair), youth will not be eligible for all show related premiums, awards, and participation in the state event. Approved early release is an exception to the rule and will be decided on a case-by-case basis.
- Copyright Law and Infringement:  
a) Copyright is a form of protection given to authors and creators of “original work.” Original work includes a person’s ideas captured in writing or as an image, photograph, song, audio recording, or visual recording.  
b) All original work – including information found on the web – is subject to copyright protection. The author/creator has exclusive rights to reproduce, distribute, display, perform or make derivative works.  
c) Before using another person’s work a part of your 4-H exhibit, be sure that the work is subject to fair use, has a creative commons license or that you have requested and received permission (in writing) to use the original work. If an exhibit infringes on copyright law, a decision may need to be made to remove the exhibit from display at the county or state fair.

### ANIMAL SCIENCE RULES

- All beef, dairy, dog, dairy goat, horse, rabbit, llama, sheep and swine** shown in 4-H livestock shows must have the required State 4-H ID System ear tag and/or tattoo. **Animal ID data must be submitted online, arrive in the Extension Office, or be postmarked no later than May 17, 2021 (with the exception of Market Beef due Feb. 16, 2021)**
- All animals exhibited must be owned solely by the member, member’s family or leased by agreement. The family includes the 4-H’ers parents or guardians and siblings living together as a family unit. The definition of family includes an extended family where the animals may be owned by grandparents with the 4-H’ers parents actively involved with and working on the farm. **Animals owned in partnership with non-family members (as defined above) must be leased and follow guidelines within the lease agreement.**
- Registered animals, not leased, must be registered in the exhibitor’s name and/or the exhibitor’s family name.
- 4-H’ers exhibiting livestock at the County Fair **are responsible** for the care and feeding of animals they exhibit.
- Cloverbud exhibits, including livestock posters, should not be judged blue, red and white. Instead, all should receive participation recognition.
- All livestock exhibits, including showmanship, must be pre registered.** Members in animal projects may exhibit one animal per class, unless stated otherwise.
- All 4-H’ers exhibiting livestock at the county fair are eligible to participate in showmanship. 4-H’ers must show their own animals. During showmanship, the exhibitor may only show one animal and it must be an animal which the exhibitor has already exhibited with. **Please sign up for showmanship on your fair registration.**
- State Grooming & Fitting Rules: All grooming of livestock, including clipping, trimming and manipulation of hair/wool (such as blocking on sheep, pulling up hair on beef and working up top lines on dairy) must be done by the exhibitor, members of the immediate family or a livestock resource chosen by the 4-H family. Immediate family members are defined as being parents, step-parents, legal guardians, brothers or sisters. A livestock resource is defined as someone who is working with the 4-H’er/4-H family to help them learn management, and fitting and grooming skills in their project area. An identified livestock resource person would be allowed to work with the 4-Her and their family during the fitting and grooming process to guide and teach these skills. The 4-H’er exhibiting the animal should be present and involved in the fitting process at the county fair.
- To show in the registered breed classes, animals must meet the registration requirements for that breed and registration papers must be available. Animals without proper registration papers (cross-breeds and grades) must be shown as commercial.
- For exhibitors with two animals showing in the same class, one animal must be shown by the exhibitor and the other must shown by an **enrolled** Minnesota 4-H member. The exception to this rule is for state fair line-up in which an immediate family member may enter the show ring with an animal.
- All animal health regulations will be in effect as stipulated by the Minnesota Board of Animal Health and the County Agricultural Society.

## LIVESTOCK HEALTH REQUIREMENTS

### ALL LIVESTOCK

WARTS, RINGWORM, CONTAGIOUS DISEASES - all animals must be free of warts, ringworm or other contagious diseases to be entered in a show. If they arrive at a show with these diseases, they will be sent home.  
Full animal ID information and health requirements can be found online at <https://extension.umn.edu/projects-and-more/4-h-animal-id>

### SHEEP

All breeding ewes and market ewes must have a USDA scrapie tag. Contact the Minnesota Board of Health at 651-296-2942 ext. 30 to get a tag. All sheep need a Premise number. Contact the Minnesota Board of Animal Health at 651-201-6816 or [www.bah.state.mn.us/bah/nais/](http://www.bah.state.mn.us/bah/nais/). All commercial/crossbred



breeding ewes need a 4-H ear tag. Registered ewes must have 4-H tag, tattoo, or individual ID tag that matches registration papers.

HORSES

A Coggins test for Equine Infectious Anemia is required.

RABBITS AND WATERFOWL

No health certificates required.

POULTRY

PULLORUM-TYPHOID - An official form to show a record of a negative test for pullorum-typhoid disease conducted within 90 days or a Statement of Origin to show they originate directly from parent stock tested and found negative within 12 months.

SWINE

PSEUDORABIES – All Swine must:  
Need a premise number. Contact the MN Board of Animal Health - 651-201-6816 or [www.bah.state.mn.us/bah/nais/](http://www.bah.state.mn.us/bah/nais/).

DOGS

Dogs must have DHLPP and rabies vaccination form issued by a licensed veterinarian.

GOAT

All breeding goats and market goats must have a USDA scrapie tag. Contact the Minnesota Board of Health 651-296-2942 - ext. 30, to get a tag. All market goats need a 4-H ear tag.

STATE FAIR OR STATE SHOW ELIGIBILITY

- Trips for State Fair, State Horse Show, and State Dog Show will be selected from blue ribbon exhibits only (see State Dog Show Rules for exceptions). **Exhibit classes eligible for State Fair are marked with an asterisk \*.**
- Members selected to represent the county at State Fair and State Horse Show **must have completed sixth grade.**
- To be eligible for a livestock trip to the State Fair, 4-H'ers must have completed Quality Assurance Training. State Policy: All youth participating at the Minnesota State Fair as a 4-H livestock exhibitor in beef, dairy, sheep, swine, poultry, rabbits, meat goat, dairy goat and llama must have completed a Livestock Quality Assurance training in which there are two training options 1) a 3-hour in-person workshop (LQA&E), or 2) a 1-hour online training (YQCA). Youth competing either quality assurance training option will receive a certificate of completion.
- Along with their qualifying State Fair exhibit trip(s), 4-H members may participate in activities such as Share-the-Fun, demonstrations, Arts-In, cooking events, animal science educational exhibits or judging teams.
- The 4-H'er is responsible for providing transportation to and from the State Fair if their exhibit is oversized.
- Competitive events, deadlines, consequences and exemption options: Every Minnesota 4-H member is eligible for a "one-time" member exemption. This exemption provides the ability (one-time in a 4-H member's career) for the 4-H member to acknowledge they missed a 4-H deadline related to enrollment or competitive event participation and waive the consequences for the named deadline.
- Distribution of Unused Livestock Trips: Minnesota 4-H wants to provide as many 4-H members as possible the opportunity to experience the Minnesota State Fair judging process. To ensure that as many youth as possible have the opportunity to participate in a livestock experience at the Minnesota State Fair, staff and volunteers are asked to follow the outlined process for the distribution of unused livestock quota trips.

PREMIUM SCHEDULE

Please use the following table to determine the premiums awarded for exhibit ribbon placements

Project Area	Blue	Red	White
Banner, Community Pride	\$15.00	\$12.00	\$10.00
Scrapbook	10.00	8.00	6.00
Cloverbud / Participation	1.00		
Demonstrations	4.00	2.50	1.00
Cat, Dog, Pet, with animal	4.00	2.50	1.00
Dog	4.00	2.50	1.00
General Exhibits	3.00	2.00	1.00
Beef, Dairy, Horse	10.00	7.00	5.00
Beef cow/calf, Dairy Herd	12.00	10.00	8.00
Sheep, Swine, Goats	7.00	5.00	3.00
Advanced Swine	10.00	7.00	5.00
Poultry, Rabbits, Llama	4.00	2.50	1.00
Showmanship	5.00		
Fashion Review	3.00		

\* Cloverbuds will receive a special ribbon and premium for successful completion of and display of their projects. Standard ribbon colors do not apply to Cloverbud exhibits.

CLUB ACTIVITIES

CLUB BANNER

Club Banner

Two banners will be selected for State Fair exhibit.

Requirements:

- Banner must be 3' x 5' and designed to hang vertically.
- It must be completed and equipped with a dowel (min. size 3" 8") and ready to hang.
- Banner must be of fabric and can be one or two-sided (no paper).
- Club name on 3 x 5 card pinned to back (Any assembly technique can be used).
- Register under club name

COMMUNITY PRIDE - Club

Club activity - Community Pride

One exhibit will be selected for State Fair.

Requirements:

- The exhibit may include a 3-sided display, video or other visual method which visually highlights the entire project or certain parts in a manner which tells the public what positive effects the project had on the community.
- Two club youth who participated in the project may represent the club in conference judging.
- Register under club name.

4. Community Pride exhibits should include events from the current 4-H year only (beginning October 1, 2020)

Please note: Community Pride participants at State Fair may exhibit another individual project.

Suggestion:

1. An example of a Community Pride Summary Form is available from the Extension Office. You may use all or parts of this form. It is not mandatory.

CLUB SCRAPBOOK

Club Activity - Scrapbook (not eligible for state fair trip)

Requirements:

- The scrapbook should depict club activities and participation in community and county events.
- The book should include events only from the two previous 4-H years (from October 1, 2018 to September 30, 2020).
- When registering, please register under the club name.

PUBLIC PRESENTATIONS

DEMONSTRATIONS

Grades 9+ - Individual	Grades 3-5 - Individual
Grades 9+ - Team	Grades 3-5 - Team
Grades 6-8 - Individual	Cloverbud - Individual
Grades 6-8 - Team	Cloverbud - Team

LIVESTOCK DEMONSTRATIONS

Grades 9+ - Individual	Grades 6-8 - Team
Grades 9+ - Team	Grades 3-5 - Individual
Grades 6-8 - Individual	Grades 3-5 - Team

ILLUSTRATED PRESENTATIONS

Grades 9+ - Individual	Grades 6-8 - Team
Grades 9+ - Team	Grades 3-5 - Individual
Grades 6-8 - Individual	Grades 3-5 - Team

YOUTH IN ACTION DEMONSTRATIONS

Grades 9+ - Individual	Grades 6-8 - Team
Grades 9+ - Team	Grades 3-5 - Individual
Grades 6-8 - Individual	Grades 3-5 - Team

Requirements:

- **Demonstration / Illustrated presentations** may be related to any project that the member is enrolled in or to any area of interest or expertise the 4-Her has. Presentations may be an individual or a two-person team. Individual presentations shall not exceed 15 minutes in length and team presentations should not exceed 25 minutes in length.

- **Demonstrations** are an oral presentation that includes actually demonstrating the hands-on steps required to accomplish a task or process. This most often includes the use of physical objects and actual doing or showing. For example, a demonstration could involve using bedding plants, potting soil and related items to demonstrate how to plant a flower pot. At the end of the Demonstration there should be something of a "finished product." Demonstrations may also include the use of supporting visuals like posters, charts or overhead transparencies. Supporting visuals can include technology based options like presentation software (i.e. MS PowerPoint). However, the focus of the Demonstration should be on the "doing," not the supporting visuals.

- **Illustrated Presentations** are an oral presentation that presents an idea, concept, viewpoint or experience in an educational or informative format. For example, an Illustrated Presentation could be a report on leadership lessons learned through a trip to Washington, D.C. or an educational presentation that explores sustainable energy options. Illustrated Presentations most often consist of interaction with supporting visuals like posters, charts or overhead transparencies. Supporting visuals can include technology based options like presentation software (i.e. MS PowerPoint). Supporting visuals may include tangible items, but generally little or no activity takes place with the item.

- **Youth in Action** presentations are interactive, continuous presentations that are approximately 25 - 30 minutes in length. Topics selected for a Youth in Action demonstration may be related to a project in which the member is enrolled or to any other area of interest or expertise the member has. Involving the audience in the process is the primary focus of Youth in Action and constitutes a major portion of the evaluation results.

- **Presentation Software (i.e. MS PowerPoint)** may be used for both Demonstrations and Illustrated Talks. If Presentation Software is used in a Demonstration, the presentation software should supplement the Demonstration (hands-on demonstrating should still be the basis of the entry). If used for an Illustrated Talk, the presentation software can be the basis for the entire talk; however, the member must interact with the presentation and information - not just step to the side and let the presentation play. (Self-presenting entries created with presentation software should be burned on to a DVD and entered in the "Video" class.)

**Special NOTE:** If presentation software is utilized in either a Demonstration or an Illustrated Talk, the 4-H'er is responsible for securing any equipment necessary for judging. Extension staff may be able to assist in this process, but it is the responsibility of the exhibitor to contact Extension staff WELL BEFORE the scheduled judging.

**NOTE:** 4-H'ers who complete a Public Presentation at the State Fair will receive a \$30 cash award. These payments are made in October. 4-H'ers must be grade eligible to participate at the State Fair.

ANIMAL SCIENCE

Animal science projects are focused on the care, well-being, and maintenance of livestock and live animals, and most of these projects involve the exhibition of a live animal. More information is available online at <https://extension.umn.edu/projects-and-more/4-h-animal-science-projects>. The following are the projects and classes available in the area of Animal Science:

BEEF

Birth Dates

Spring Calf	Jan. 1-April 30, 2021
Fall Calf	Sept.1-Dec. 31, 2020
Summer Yearling	May 1-Aug. 31, 2020
Junior Yearling	Jan. 1-April 30, 2020
Senior Yearling	Sept. 1-Dec. 31, 2019
Cow/Calf	Calf born on or after January 1, 2021
Prospect Calf	January 1-April 30, 2021
Market Beef/Market Heifer	January 1 - August 31, 2020
Dairy Steer	January 1 - August 31, 2020

BREEDING HEIFER

Combined (registered & commercial)  
Use the following classes and birth dates above to indicate the age of your project animal(s):

- Beef - Spring Calf

Beef - Fall Calf

Beef - Summer Yearling
- Beef - Junior Yearling

Beef - Senior Yearling

MARKET BEEF

- Beef - Market Steer
- Beef - Market Heifer

Requirements:

- Recommended minimum weight for State Fair is 1,000 pounds; recommended maximum weight is 1,500 pounds.

DAIRY STEER

- Dairy Steer (crossbred or purebred)

Requirements:

- Recommended minimum weight for State Fair is 1,000 pounds; recommended maximum weight is 1,600 pounds. Pure Breed Dairy Steers must be 100% dairy breed. These breeds will be accepted without registration papers: Ayrshire, Brown Swiss, Guernsey, Holstein, and Jersey. Milking Shorthorn dairy steers must be registered with American Milking Shorthorn Society and not carry the “S” suffix.  
- Dairy Steers showing permanent teeth may be shown, but they can place no higher than a red ribbon and they will not be eligible for State Fair or auction.  
- Crossbred Dairy Steers must be at least 50% from the acceptable breeds listed for the Pure Breed Dairy Steer division, with the balance being from any other beef or dairy breed; however, the steers must show adequate dairy steer characteristics, as determined by the screening committee. Exhibitors should be prepared to identify the breeds of their crossbred dairy steer.

COW AND CALF

- Beef - Cow and Calf Pair

PROSPECT CALF

- Beef Prospect - Heifer Calf
- Beef Prospect - Steer Calf

Requirements

- Feeder calf can be weaned or sucking and must be castrated. Bull calves are not eligible.

CLOVERBUD BEEF

- Cloverbud Beef
- Cloverbud Beef Poster

BEEF SHOWMANSHIP

- Jr Beef Showmanship – 8th grade & below

Sr. Beef Showmanship – 9th grade & above

BEEF POSTER

Beef Poster – see Science of Animals Exhibit

DAIRY

Birth Dates:

- Spring Calf

Winter Calf

Fall Calf

Summer Junior Yearling

Spring Junior Yearling

Winter Senior Yearling

Fall Senior Yearling

Junior 2-Year-Old

Senior 2-Year-Old

Three-Year-Old Cows

Four-Year-Old Cows

Cow, Five Years & Older

Dry Cow
- March 1 - May 31, 2021

Dec 1, 2020 - Feb 28, 2021

Sept 1 - Nov 30, 2020

June 1 - August 31, 2020

March 1 - May 31, 2020

Dec 1, 2019 - Feb 29, 2020

Sept 1 - Nov 30, 2019

March 1 - Aug 31, 2019

Sept 1, 2018 - Feb 28, 2019

Sept 1, 2017 - Aug 31, 2018

Sept 1, 2016 - Aug 31, 2017

Born before Sept 1, 2015

Dry cow of any age

All Breeds - Registered and Grade

Use the following classes and birth dates above to indicate the age of your project animal(s):

- Dairy - Spring (Junior) Calf

Dairy - Calf (Fall & Winter calves)

Dairy - Junior Yearling (Summer & Spring yearlings)

Dairy - Senior Yearling (Winter & Fall yearlings)

Dairy - Two-Year-Olds (Jr. & Sr.)

Dairy - Cow - Three Years & Older (may show as many aged cows as you want but no 2 cows the same age)

Dairy - Dry Cow

Requirements:

- You may show one of each age category animal. Put the animal in the same class but list them separately on the registration form. For example: Fall calf, Winter calf. Exhibition rules apply when showing multiple animals in the same class..

DAIRY PRODUCTION

- Dairy Production

Requirements:

Exhibitors may enter any two-year-old or older animal currently enrolled in central processed DHIA record at the time of the fair. Add information to animal entry. The ribbon awards will be based on the value of product in the last completed lactation based on 305 days M.E. Only official verified central processed DHIA record will be considered for this recognition. The value of the milk produced will determine the ribbon placing, not milk yield.  
NOTE: No state fair trip available in Dairy Production.

DAIRY HERD

- Dairy Herd

Requirements:

1 cow with 450 lbs. fat record and 2 other animals, calf or yearling, from cows owned by exhibitor. All 3 must be shown in 4-H classes by 1 exhibitor.  
NOTE: No state fair trip available in Dairy Herd.

CLOVERBUD DAIRY

- Cloverbud Dairy
- Cloverbud Dairy Poster

DAIRY SHOWMANSHIP

- Jr. Dairy Showmanship – 8th grade & below

Sr. Dairy Showmanship – 9th grade & above

DAIRY POSTER

Dairy Poster – see Science of Animals Exhibits

DOG

DOG OBEDIENCE

- Obedience - Foundation

Obedience - Beginner

Obedience - Graduate Beginner

Obedience - Novice

Obedience - Graduate Novice

Obedience - Pre-Open

Obedience - Open

Obedience - Graduate Open

Obedience - Pre-Utility

Obedience - Utility

Obedience - Veteran

Obedience - Brace - Beginner Score Card will be used in judging.

Obedience - Four-Dog Team - Graduate Beginner Score Card will be used in judging.

DOG RALLY

- Rally – Foundation

Rally – Pre-Novice

Rally – Novice

Rally – Pre-Advanced

Rally – Advanced

Rally – Excellent

Rally – Veterans

DOG AGILITY

- Agility – Beginner

Agility – Elementary

Agility – Intermediate

Agility – Senior

Dogs participating in agility must take classes on agility and follow rules in the MN Show Guide-Agility, and must be accompanied by a signed release form, before the county fair. Details on Agility can be found using the Dog Agility Rules & Guidelines book found at z.umn.edu/mn4hdogproject

CLOVERBUD DOG

- Cloverbud Dog

Cloverbud Dog Poster

DOG SHOWMANSHIP

- Junior Novice - Grades 3-8

Junior Open - 4-H'ers that have achieved a blue ribbon in Junior Novice must move to this class.

- Senior Novice - Grades 9+

- Senior Open - 4-H'ers that have achieved a blue ribbon in Senior Novice must move to this class.

Requirements:

- A dog may be shown in the dog show or the pet show, not both!

- 4-H'ers - 3rd grade and up are eligible for county and state dog show.

- 4-H'ers shall exhibit in the classes corresponding to the level of training they and their dog have received. Additional information, class requirements and rules/regulations can be found in the Minnesota 4-H Agility, Obedience, Rally and Showmanship rules and guidelines (4 separate publications) available on the MN 4-H dog project Website (z.umn.edu/mn4hdogproject).

- All dogs must be vaccinated according to the requirements listed on the MN 4-H Dog Project ID Affidavit and Vaccination Form.

GOAT

DAIRY GOAT

BIRTH DATES:

- Junior Doe Kid

Jr. Buck (no state trip)

Senior Doe Kid

Dry Yearling Doe

Milking Yearling Doe

Milking Two-Year-Old Doe

Milking Three-Year-Old Doe

Milking Four-Year-Old Doe

Milking Five-Year-Old+ Doe
- April 1 - June 30, 2021

Under 6 mo. of age at fair

January 1 - March 31, 2021

Born in 2020

Born in 2020

Born in 2019

Born in 2018

Born in 2017

Born in 2016 or before

The following breeds are eligible: Alpine, Lamancha, Nubian, Oberhasli, Saanen, Toggenburg, Recorded Grades, Nigerian Dwarfs, Sables, Unrecorded Grades and Golden Guernsey.

**Note: For safety reasons, all dairy goats must be dis-budded/ dehorned. Regrowth of less than 1 inch is allowed.**

Use the following classes and birth dates above to indicate the age of your project animal(s):

- Dairy Goat - Junior Doe Kid

Dairy Goat - Senior Doe Kid

Dairy Goat - Dry Yearling Doe

Dairy Goat - Milking Yearling Doe

Dairy Goat - Milking Two-Year-Old Doe

Dairy Goat - Milking Doe - Three or Four Years Old

Dairy Goat - Milking Doe - Five Years and Older

Dairy Goat - Jr. Buck (No State Fair Trip)

DAIRY GOAT PRODUCTION

- Dairy Goat Production

- Exhibitors may enter any two-year-old or older animal currently enrolled in central processed DHIA record at the time of the fair. Bring last completed DHIA record to be considered for this recognition.

NOTE: No state fair trip available in Dairy Goat Production

DAIRY GOAT SHOWMANSHIP

- Jr. Dairy Goat Showmanship (8th grade & below)

Sr. Dairy Goat Showmanship (9th grade & above)

DAIRY GOAT CLOVERBUD

- Cloverbud Dairy Goat

Dairy Goat Cloverbud Poster



DAIRY GOAT POSTER

Dairy Goat Poster – see Science of Animals Exhibits

GOAT MEAT

Meat Market Goat (wether or doe)	Dec 1, 2020 - April 30, 2021
Dairy Market Goat (wether)	Dec. 1, 2020 - April 30, 2021
Sr. Yrlg. Meat Breeding Doe (never kidded)	Dec. 1, 2019 - Feb. 28, 2020
Jr. Yrlg. Meat Breeding Doe (never kidded)	March 1, 2020 - May 31, 2020
Fall Yrlg. Meat Breeding Doe (never kidded)	June. 1, 2020 - Nov. 30, 2020
Sr. Meat Breeding Doe Kid	Dec. 1, 2020 - Feb. 28, 2021
Jr. Meat Breeding Doe Kid	March 1, 2021 - May 31, 2021

*Note: Pygmy goats (all breeds) are classified as Meat Goats.*

MARKET GOAT

- Meat Market Goat – Wether
- Meat Market Goat – Doe
- Dairy Market Goat – Wether

MEAT GOAT BREEDING DOE

- Meat Goat – Sr Yrlg. Breeding Doe reg. or grade (never kidded)
- Meat Goat – Jr. Yrlg. Breeding Doe, reg. or grade (never kidded)
- Meat Goat – Fall Yrlg. Breeding Doe, reg. or grade (never kidded)
- Meat Goat – Sr. Meat Breeding Doe Kid
- Meat Goat – Jr. Meat Breeding Doe Kid

Requirements: Market animals must be a minimum of 40 lbs., but not exceed a maximum of 110 lbs. by state fair.

**Note: For safety reasons, all market goats must be de-horned/disbudded. Re-growth must not exceed 1 inch. Does shown in market classes must be disbudded in accordance with market animal rules. Cut (saws) off horns are not permitted. Meat breeding does may have horns and they do not need to be capped or blunted. However, if an animal is deemed a safety concern at the discretion of the committee, additional safety measures may be required.**

MEAT GOAT CLOVERBUD

- Cloverbud Meat Goat
- Cloverbud Meat Goat Poster

MEAT GOAT SHOWMANSHIP

- Jr. Meat Goat Showmanship – 8th grade & below
- Sr. Meat Goat Showmanship – 9th grade & above

MEAT GOAT POSTER

Meat Goat Poster – see Science of Animals Exhibits

HORSE

HORSE SHOW

- Horse - Showmanship at Halter, grades 6+
- Horse - Showmanship at Halter, grades 3-5
- Horse - English Equitation, Hunt/Saddle Seat, grades 6+
- Horse - English Equitation, Hunt/Saddle Seat, grade 3-5
- Horse - English Pleasure, grades 6+
- Horse - English Pleasure, grades 3-5
- Horse - Western Horsemanship, grades 6+
- Horse - Western Horsemanship, grades 3-5
- Horse - Western Pleasure, grades 6+
- Horse - Western Pleasure, grades 3-5
- Horse - Trail Class, grades 6+
- Horse - Trail Class, grades 3-5
- Horse - Pole Weaving, grades 6+
- Horse - Pole Weaving, grades 3-5
- Horse - Jumping Figure 8, grades 6+
- Horse - Jumping Figure 8, grades 3-5
- Horse - Key Race, grades 6+
- Horse - Key Race, grades 3-5
- Horse - Barrel Race, grades 6+
- Horse - Barrel Race, grades 3-5
- Horse - Driving Horse, grades 6+
- Horse - Driving Horse, grades 3-5
- Horse - Driving Team

Requirements:

- HORSE HELMET POLICY

All 4-H’ers participating in any 4-H sponsored mounted activity are required to wear properly fastened ASTM/SEI approved protective headgear. Helmet use is required when mounted. This policy also extends to 4-H volunteers when they are working with 4-H youth in a 4-H volunteer role during mounted activities.

- Classes may be combined or split depending on number of entries.

- A horse may be used only once in any event per show. Age, grade or type divisions are considered class divisions and not separate events. The horse may be used in an additional non-qualifying class in the same event. For example :

a) If a member shows in Western Pleasure, another member may not also use the same horse for Western Pleasure. The second member may use the horse in other events, such as Western Horsemanship or English Pleasure.

b) If a member shows a horse in Barrels, another member may not also use the same horse for a Barrel class. The second member may use the horse for other game events, such as Key Race.

c) If a member shows in English Pleasure, another member that is too young to qualify for state show may also show in English Pleasure.

If riding 2 horses, points are counted toward either games or performance classes. Points are not combined for the rider.

- Each horse is allowed 1 premium, but will receive ribbons in all classes.

- Additional information can be found on the Horse project page (z.umn.edu/4HHorseProject).

**Please note: classes for points cannot be changed from the time you submit your fair registration. Please sign up for anything you might be participating in. You may drop a class during the show, but you may not add.**

Ribbons: In Performance & Games, ribbons will be awarded by the judge according to quality of performance.

State Horse Show Rules:

1. Only senior 4-H’ers (6th grade and above) are eligible.
2. Points are counted on one horse per Senior 4-H'er
3. Points are counted on blue ribbons only.
4. If a 4-H’er qualifies for 2 State Horse Show Trips, they will choose the trip they want and the next in line for the one they did not choose will be offered the trip.
5. If there is an ineligible rider who places, that rider’s points will go unassigned. Reasons for ineligibility include late ID of animal without exemption, late enrollment, etc. For an example of this rule:

Example: County Points

Barrels results	Western Pleasure results
Sasha - 1st blue	Jane - 1st blue
Jane - 2nd blue	Bart - 2nd blue
Bart - 3rd blue	Sasha - 3rd blue
Oliver - 4th blue	Oliver - 4th blue

NAME	BARRELS	WESTERN PLEASURE	TOTAL
Sasha	6	4	10
Oliver	3	3	6
Bart (Inel.)	XX	XX	XX
Jane	5	6	11

Selection of State Trip Winners

Pennington County 4-H Horse enrollment will be finalized June 1st. The State 4-H Horse Show Trips will be selected as follows:

Even Distribution between Pleasure and Games

\* Even distribution of your quota between games and pleasure: if county has odd number of quota trips then extra trip goes to discipline with most participation.

Points will be awarded as follows: 1st - 6, 2nd - 5, 3rd - 4, 4th - 3, 5th - 2, 6th – 1

Tie Breakers

1. Person with the most 1st places.  
Exhibits are conference judged with the exhibitor present
2. Person with the most 2nd places.
3. Person with the most 3rd places
4. Draw out of a hat.

CLOVERBUD HORSE

Cloverbud Horse - Western Pleasure

Cloverbud Horse - Showmanship

Cloverbud Horse - Barrels

Cloverbud Horse - Poster

Requirements:

- Cloverbud Policy: An adult must be in control of the horse at all times. Failure to adhere to the policy may result in disqualification from the show.
- Cloverbuds must follow the helmet rule.
- Cloverbuds are not required to ID their horse and can show a horse already participating in the county show.
- Cloverbuds can compete in any or all of the above Cloverbud Horse classes. “Cloverbud Horse” counts as 1 project toward their limit of 5 regardless of how many horse classes they do.

HORSE TRAINING

Horse Training - Steps 1-6

HORSE ACHIEVEMENT

Horse Achievement

HORSE RELATED

*Premium: Blue - \$3, Red, \$2, White - \$1*

Horse Related - Grades 6+

Horse Related - Grades 3-5

Requirements:

- Must be enrolled in the Horse project to exhibit in this division
- Exhibits may be a model, poster, scrapbook, essay and/or article. The exhibit should show or explain something the 4-H member has made, done or learned in the project.
- Exhibits are conference judged with the exhibitor present.

HORSELESS HORSE

*Premium: Blue - \$3, Red - \$2, White - \$1*

Horseless - Grades 6+

Horseless - Grades 3-5

Requirements:

- Exhibits may be a model, poster, scrapbook, essay and/or article. The exhibit should show or explain something the 4-H member has made, done or learned in the project.
- Exhibits are conference judged with the exhibitor present.

LLAMA - ALPACA

Llama – Alpaca - Showmanship

Llama – Alpaca - Obstacle Course

Llama – Alpaca - Costume

Birthdates:

4-H Llama projects must be born prior to January 1, 2021.

Requirements:

No sexually intact male above 18 months is eligible for exhibition.

All castrated males born prior to January 1, 2021 are eligible for exhibition.

All females born prior to January 1, 2021 are eligible for exhibition.

CLOVERBUD LLAMA-ALPACA

Cloverbud Llama-Alpaca - Showmanship

Cloverbud Llama-Alpaca - Costume

Cloverbud Llama-Alpaca - Poster

POULTRY

CHICKENS

Chickens - Market pen of two males or two females, must be hybrid

Chickens - Breeding pen of one male & two females, must be purebred

Chickens - Bantam Breeding pen of one male & two females, must be purebred

Chickens - Egg production pen of two pullets, white egg layers, hybrid recommended

Chickens - Egg production pen of two pullets, brown egg layers, must be commercial purebred

or hybrid (hybrid preferred)  
*Note: For breeds with colored eggs, check the color of the ear lobes: white or pale mean a white layer; red or dark mean brown layers.*  
Breeding pens are ineligible for Premium Only Livestock Market Auction.

**DOVES**

Doves - Purebred breeding pair

**DUCKS**

Ducks - Market pen of two males or two females  
Ducks - Breeding pen of one male & two females  
Ducks - Bantam Breeding pen of one male & two females

**GEESE**

Geese - Market pen of two males or two females  
Geese - Breeding pen of one male & two females

**GUINEA**

Use the following Classes, with the Divisions to indicate the type of your project animal(s). Note: ONLY Pearls, Whites and Lavender breeds can be shown:  
Guinea - Market pen of two males or two females - same breed  
Guinea - Breeding pen of one male & two females - same breed

**PIGEONS**

Pigeons - Utility  
Pigeons - Fancy  
Pigeons - Flying

*Note: A pair consists of 1 male and 1 female of the same breed at least 1 year old.*

**TURKEYS - DOMESTIC ONLY**

Turkeys - Market pen of two males or two females  
Turkeys - Breeding pen of one male & two females

**POULTRY INTERVIEW**

Jr. Poultry Interviews - Grades 8 & below  
Sr. Poultry Interviews - Grades 9 & above

Requirements:

-Exhibitors at the Junior level will be asked a minimum of 4 questions relating to their selected animal, their involvement in the project area, and their knowledge in the project area. Exhibitors at the Senior level will be asked a minimum of 5 questions on the same topics.  
-Exhibitors will be judged based on the content of their answers and on their ability to effectively communicate their answers. It is strongly suggested that exhibitors practice interviews. Sample judging forms are available at this address: <http://www.extension.umn.edu/projects-and-more/4-h-poultry-project>

**POULTRY POSTER**

Poultry Poster - Educational or promotional poster may be selected to advance to the state fair. See state fair poster requirements under poultry information sheet.

**POULTRY SHOWMANSHIP**

Jr. Poultry Showmanship - Grades 8 & below  
Sr. Poultry Showmanship - Grades 9 & above

**CLOVERBUD POULTRY**

Cloverbud Poultry Cloverbud Poultry Poster

**OTHER POULTRY**

Show & Hobby (other fowl) – pen of one male & one or two females. Birds must have hatched before Jan. 1. Not eligible for State Fair Trip.  
Requirements:  
- Poultry exhibited must be of this year's hatch (except advanced classes). All, except waterfowl and pigeons, must have health certificate.  
- Breeding classes will be judged on breed characteristics using the American Standard of Perfection as a guide.

**RABBITS**

**SMALL BREEDS**

Rabbit - Small Breed - Purebred Senior Buck over 6 months of age  
Rabbit - Small Breed - Purebred Senior Doe over 6 months of age  
Rabbit - Small Breed - Purebred Junior Buck under 6 months of age  
Rabbit - Small Breed - Purebred Junior Doe under 6 months of age  
Rabbit - Small Breed - Non-Purebred Senior Buck over 6 months of age  
Rabbit - Small Breed - Non-Purebred Senior Doe over 6 months of age  
Rabbit - Small Breed - Non-Purebred Junior Buck under 6 months of age  
Rabbit - Small Breed - Non-Purebred Junior Doe under 6 months of age

Note: Does, bucks and fryer or meat pen rabbits must be purebred to compete at State Fair trips.  
4 Class (small) rabbit breeds include Dutch, Florida White, Holland Lop, Jersey Wooly, Mini Lop, Mini Rex, Netherland Dwarf, Polish, Rex, American Fuzzy Lop, American Sable, Dwarf Hotot, English Angora, French Angora, Satin Angora, Belgian Hare, Britannia Petite, Standard Chinchilla, Harlequin, Havana, Himalayan, Lilac, Silver, Lion Head, Silver Marten, English Spot, Rhinelander, Thrianta and Tan.

**LARGE BREEDS**

Rabbit - Large Breed - Purebred Senior Buck over 8 months of age  
Rabbit - Large Breed - Purebred Senior Doe over 8 months of age  
Rabbit - Large Breed - Purebred Intermediate Buck 6-8 months of age  
Rabbit - Large Breed - Purebred Intermediate Doe 6-8 months of age  
Rabbit - Large Breed - Purebred Junior Buck under 6 months of age  
Rabbit - Large Breed - Purebred Junior Doe under 6 months of age  
Rabbit - Large Breed - Non-Purebred Senior Buck over 8 months of age  
Rabbit - Large Breed - Non-Purebred Senior Doe over 8 months of age  
Rabbit - Large Breed - Non-Purebred Intermediate Buck 6-8 months of age  
Rabbit - Large Breed - Non-Purebred Intermediate Doe 6-8 months of age  
Rabbit - Large Breed - Non-Purebred Junior Buck under 6 months of age  
Rabbit - Large Breed - Non-Purebred Junior Doe under 6 months of age

Note: Does, bucks and fryer or meat pen rabbits must be purebred to compete at State Fair trips

6 Class (large) rabbit breeds include New Zealand, Satin, American Giant Angora, Belgian Hare, Bevern, Californian, Champagne Dargent, American Chinchilla, Giant Chinchilla, Cinnamon, Crème

Dargent, Flemish Giant, Hotot, English Lop, Palomino, Checkered Giant, French Lop and Silver Fox.  
Requirements:  
- All breeds recognized by the American Rabbit Breeders Association are eligible. Rabbits will be judged according to ARBA standards.  
- Each rabbit must be permanently tattooed in the left ear for identification purposes.  
- No crossbred breeding classes will be conducted at State Fair.  
- Rabbits must be owned & ID affidavits submitted into 4-H Online by June 1st.

**RUNNING BREEDS**

Rabbit - Running Breed - Senior Buck over 8 months of age  
Rabbit - Running Breed - Senior Doe over 8 months of age  
Rabbit - Running Breed - Intermediate Buck 6-8 months of age  
Rabbit - Running Breed - Intermediate Doe 6-8 months of age  
Rabbit - Running Breed - Junior Buck under 6 months of age  
Rabbit - Running Breed - Junior Doe under 6 months of age

Requirements:

- Breeding Rabbit requirements apply to Running Breeds  
- Running Breeds include Checkered Giant, English Spot, Rhinelander and Tan

**MARKET RABBIT**

Market Rabbit - Single fryer, 3-1/2 to 5-1/2 pounds, not over 70 days old  
Market Rabbit - Pen of three fryers, 3-1/2 to 5-1/2 pounds, not over 70 days old

Note: Fryers or meat pens may not be leased.

**CLOVERBUD**

Cloverbud Rabbit  
Cloverbud Rabbit Poster

**RABBIT POSTER**

Rabbit Poster - Educational or promotional poster may be selected to advance to the state fair. See state fair poster requirements under rabbit information.

**RABBIT SHOWMANSHIP**

Rabbit Showmanship

**CAVIE** (No State Fair Trip)

Cavie - Senior Boar (over 6 months of age and more than 32 oz)  
Cavie - Senior Sow  
Cavie - Intermediate Boar (up to 6 months of age or over 22 oz to and including 32 oz)  
Cavie - Intermediate Sow  
Cavie - Junior Boar (up to 4 months of age, minimum weight of 12 oz to and including 22 oz)  
Cavie - Junior Sow

Requirements:

- Will be judged according to the ARBA rules for Standard of Breeds and will be judged after rabbit judging. There are no State Fair Trips awarded in Cavies. This is an exhibition class only.  
- There will be no showmanship awards in this class.

**CLOVERBUD CAVIE**

Cloverbud Cavie  
Cloverbud Cavie Poster

**SHEEP**

**BIRTH DATES**

January Ewe Lamb	Born in January of current year
February Ewe Lamb	Born in February of current year
March Ewe Lamb	Born in March of current year
Yearling Ewe	Born on or after January 1 of previous year and must not show evidence of four permanent incisors.
Market Lamb	Born on or after January 1 of current year

**BREEDING EWE**

Use the following classes and birth dates above to indicate the age of your project animal(s):  
Sheep - Ewe Lamb born on or after Jan. 1 of current year (not eligible for market auction)  
Sheep - Yearling Ewe

**MARKET LAMB**

Market Lamb Ewe  
Market Lamb Wether

Requirements:

- Recommended minimum weight for State Fair is 105 pounds; recommended maximum weight is 170 pounds.

**CLOVERBUD SHEEP**

Cloverbud Sheep Cloverbud Sheep Poster

**SHEEP SHOWMANSHIP**

Jr. Sheep Showmanship - 8th grade & below  
Sr. Sheep Showmanship - 9th grade & above

**SHEEP POSTER**

Sheep Poster - see Science of Animals Exhibits

**SWINE**

Market Gilts will be shown at State Fair.  
(Note: Champion barrows and gilts will never compete and auction limitations will be in place.)

**BIRTH DATES:**

January Gilt	Born in January of current year
February Gilt	Born in February of current year
March Gilt	Born in March of current year
Market Barrow	Born on or after January 1 of current year. Recommended farrow date of February 1 or after.
Market Gilt	Born on or after January 1 of current year. Recommended farrow date of February 1 or after.

**BREEDING GILTS**

Use the following classes and birth dates above to indicate the age of your project animal(s):  
Swine – Gilt born on or after January 1 of current year (not eligible for premium-only market livestock auction)

**MARKET BARROW/MARKET GILT**

Use the following classes and birth dates above to indicate the age of your project animal(s):  
Swine - Market Barrow  
Swine - Market Gilt





- Cat - Grades 3-5
- Cat - Exhibit with Cat
- Cat - Cloverbud

Requirements:

- A cat may be entered with the exhibit. The exhibitor must maintain control of the cat at all times, and the cat must be taken home after conference judging. If selected, the cat does not go to the State Fair.

Exhibit Suggestions:

- Educational exhibits may include models, diagrams or pictures. Members must have a photograph of themselves with their cat shown on display or poster. Be prepared to answer questions about your cat and its care.

❖ **CHILD & FAMILY DEVELOPMENT**

- Child & Family Development - Grades 9+
- Child & Family Development - Grades 6-8
- Child & Family Development - Grades 3-5

Requirements:

- Exhibitors should be prepared to discuss, in conference judging, the age and other characteristics of the child for whom the exhibit is intended and how the exhibit contributes to the child's growth, development and well-being.

- If the exhibit is designed to be interactive with children the item is to be used with children before exhibiting and a photograph of this activity must accompany exhibit. Signs of use will not detract from the placing of the exhibit.

Exhibit Suggestions:

- Toy, game, puzzle, puppets, art/craft materials, etc., made from new or recycled/throw-away material.
- Babysitting kit/travel kit/rainy day kit, including at least one item made by exhibitor.
- Original book, story, poem, song, play, cookbook, audio or video tape and narrative, activity book, safety manual for children, file about children and/or families.
- Scrapbook, photographs, items, reports, video, etc., on family heritage with description of what was learned about self and family.
- A creatively developed program and/or item used for or with a person with a special need (gifted, developmentally delayed, physically impaired, etc.).

❖ **CITIZENSHIP**

- Citizenship - Grades 9+                      Citizenship - Grades 6-8                      Citizenship - Grades 3-5

Exhibit Suggestions:

- Three-ring binder, report binder or 3-sided display reporting on community projects and/or citizenship activities which you or your club completed under your leadership. Include plans of action as well as the evaluation of each.
- A written narrative and/or visual communication presentation of 8 to 10 minutes, using photos, video and/or slides, to show how you worked with others in your community to solve problems.

❖ **CLOTHING AND TEXTILES**

- |   |                              |
|---|------------------------------|
| Clothes You Make - Grades 9+                | Clothes You Buy - Grades 9+  |
| Clothes You Make - Grades 6-8               | Clothes You Buy - Grades 6-8 |
| Clothes You Make - Grades 3-5               | Clothes You Buy - Grades 3-5 |
| Clothes You Make - Cloverbud                | Clothes You Buy - Cloverbud  |
| Non-Garment - Grades 9+                     | Non-Garment - Grades 3-5     |
| Non-Garment - Grades 6-8                    | Non-Garment - Cloverbud      |
| Fashion Revue Clothes You Make - Grades 9+  |                              |
| Fashion Revue Clothes You Make - Grades 6-8 |                              |
| Fashion Revue Clothes You Make - Grades 3-5 |                              |
| Fashion Revue Clothes You Make - Cloverbud  |                              |
| Fashion Revue Clothes You Buy - Grades 9+   |                              |
| Fashion Revue Clothes You Buy - Grades 6-8  |                              |
| Fashion Revue Clothes You Buy - Grades 3-5  |                              |
| Fashion Revue Clothes You Buy - Cloverbud   |                              |

Clothes or Non Garment You Make Requirements:

- Each garment must include an information tag listing: pattern company name and number, fiber content of fabric and care instructions, member name and club. Contact the Extension office for an information tag.
- Garments may have been worn before showing but should be cleaned before exhibiting.
- Items constructed should be appropriate for skill level and experience of exhibitor.

Clothes or Non Garment You Make Exhibit Suggestions:

- Grades 3-5
- A simple constructed garment (i.e. shorts, pants, top, jumper/dress). Garment can, but is not required to include any of the following: collar, set-in sleeves, buttons/button holes, gathers, tucks, pleats, zipper, or waistband.
  - A non-garment project such as a pillow top, tote bag, chef’s apron, backpack, etc.

Grades 6-8

- A constructed garment (i.e. blouse, shirt, skirt, pants, sweatshirt, jumper, etc.) and can include any of the following if appropriate to 4-H’er’s skill level and experience: collar/lapel, set-in or ragan sleeves, cuffs/ribbing, buttons, zipper, waistband, pockets, etc.
- Creative sewing such as wearable art, costume, purse, or use of techniques such as knitting, cross-stitch, etc. that have been incorporated into the garment.

- A garment mended, repaired, or recycled along with a photo of the original garment and the steps taken to mend, repair, or recycle.

Grades 9+

- A constructed garment appropriate to 4-H’er’s skill level and experience. 4-H’er can use new fabrics, techniques, tailoring, etc. expanding on the grades 6-8 suggestions.
- Creative sewing appropriate to skill level and experience.

Clothes or Non Garment You Buy Requirements:

- The purchased garment or outfit **must** be accompanied by an 8-1/2"x 11" binder with, at minimum, the following information:
  - a) Colored photo of member wearing the garment. Label photo with name, county, and color of complexion, hair and eyes.
  - b) Cost of garment. Explanation of why garment was purchased and examples of ways it will be used in existing wardrobe and include inventory of wardrobe.
  - Garments may have been worn before showing but should be cleaned and pressed before exhibiting.
  - For intermediate (grades 6-8) and advanced (grades 9 & up), exhibits should include a 22” x 28” poster expanding on information in the notebook. Possible ideas include cost comparisons, cost per wearing, wardrobe building, accessorizing, fabric structure, care, etc. For beginners (grades 3-5),

a poster is optional.

Clothes or Non Garment You Buy Exhibit suggestions:

- A purchased garment that fits into your wardrobe plan.
- A poster showing cost comparisons, wardrobe building, accessorizing, care, etc. (required for intermediate and advanced, optional for beginner)

Fashion Revue Clothes You Make or Buy Requirements

- Participants may model any clothing they have constructed, restyled or purchased as a part of their 4-H clothing project.

Note: At State Fair, clothing exhibitors can use the same garment to participate in both Fashion Revue and regular clothing in the same year.

❖ **CLOVERBUDS**

Cloverbud - Project Made at Home or at a Meeting

- |                                      |                              |
|--------------------------------------|------------------------------|
| Cloverbud - Dairy                    | Cloverbud - Beef             |
| Cloverbud - Goat                     | Cloverbud - Dog              |
| Cloverbud - Poultry                  | Cloverbud - Rabbit           |
| Cloverbud - Sheep                    | Cloverbud - Swine            |
| Cloverbud Demonstration - Individual | Cloverbud - Horse            |
| Cloverbud - Clothes you Buy          | Cloverbud - Clothes You Make |

- Cloverbud - Fashion Revue Clothes You Buy
- Cloverbud - Fashion Revue Clothes You Make

- Cloverbud - Food Review
- Cloverbud - Non-Garment
- Cloverbud – Performing Arts

Cloverbud – Poster (Dairy, Beef, Goat, Dog, Horse, Poultry, Rabbit, Sheep or Swine)

- Cloverbuds is an introductory program to 4-H. The focus of Cloverbud participation in the fair is on gaining experience preparing and presenting their projects individually. As such, participation in the fair is non-competitive, and Cloverbuds who successfully exhibit their projects will receive a ribbon and premium as specified in the Exhibit Rules.

- Cloverbud members have completed grades K - 2
- Cloverbuds are permitted to submit entries into a maximum of 5 exhibits
- For more information on Cloverbud animal projects, please see the desired animal in the Animal Science section of this book and the Cloverbud information sheet provided to Cloverbud members.

Exhibit Suggestions:

- Any item made by the Cloverbud member at an afterschool Cloverbud program or Project Day
- Any item made at home, examples include 3 cut flowers in a vase, a potted plant, vegetable creature or creation, a nutritious food snack, a simple item you made for your home like a pillow, placemat, etc., rock creature, paper bag puppet, 4 interesting objects of nature, tree leaf collection, display of insects, simple craft item, or anything else you can think of.

**No State Fair trips in this division.**

Note – Cloverbud exhibits, including livestock posters, should not be judged blue, red and white. Instead, all should receive participation recognition.

❖ **COMPUTER**

- Computer - Grades 9+                      Computer - Grades 6-8                      Computer - Grades 3-5

Requirements:

- Computers may be used in judging, but emphasis is on documentation, screen print and summary. 4-H'ers are responsible for providing and securing any hardware used for judging; hardware may not be left on display.
- Reports and written summaries should be bound in a booklet or placed in a folder.

Exhibit Suggestions:

- Display showing the parts of a computer and how they work, consumer choices involved when buying a computer, how computer software can be put to use. Include statement of purpose, written plan for use, and examples of use.
- Program/software developed by the 4-H member including a statement of objectives and discussion of program. Program/software to be original or adapted by the member from an existing program.

❖ **CONSUMER EDUCATION**

- Consumer Education - Grades 9+
- Consumer Education - Grades 6-8
- Consumer Education - Grades 3-5

Requirements:

- Exhibitor should be able to explain his/her choices and the reasons for those choices.

Exhibit Suggestions:

- Label comparison showing different types of labels and/or models of same included.
- Consumer comparison comparing several models of the same item, showing feature, costs, etc., with best item selected and reasons why.

❖ **CRAFTS & FINE ARTS**

Note: Members enrolled in Crafts & Fine Arts can exhibit in both Fine Arts and Crafts.

**CRAFTS**

- Crafts - Grades 9+                      Crafts - Grades 6-8                      Crafts - Grades 3-5

Requirements:

- Each exhibit will be evaluated on its individual merit as a craft/kit.
- Emphasis is on the creative process and the employment of design elements and principles.

The craft/kit exhibit develops from someone else’s ideas and can be exactly replicated or replicated with modifications.

- All art objects must be appropriately finished. Exhibits will be disqualified if not ready for hanging, displaying, etc. (i.e. wire or hooks on paintings, bases for 3 dimensional work, etc.)

Exhibit Suggestions:

- For a beginner, choose a project that teaches new techniques. For advanced, choose a project requiring masterful craftsmanship.
- Basket making, tie dye, beading, ceramics, leather tooling, calligraphy, work from kits, etc.

**FINE ARTS**

- Fine Arts - Grades 9+                      Fine Arts - Grades 6-8                      Fine Arts - Grades 3-5

Requirements:

- Each exhibit will be evaluated on its individual merit as an original fine art.
- Emphasis is on the creative process and the employment of design elements and principles.

The fine art exhibit should show proof that it is developed from the 4-H’ers own ideas and imagination.

- All art objects must be appropriately finished. Exhibits will be disqualified if not ready for hanging, displaying, etc. (i.e. wire or hooks on paintings, bases for 3 dimensional work, etc.).

Exhibit Suggestions:

- For a beginner, choose a project that teaches new techniques. For advanced, choose a project



requiring mastery.  
- Original work (no kits) in drawing, painting, sculpture, print process, textiles, pottery, etc.

❖ CROP SCIENCES

- ❖ **CORN**  
See “Agronomy” section
- ❖ **SMALL GRAINS & LEGUMES**  
See “Agronomy” section

- ❖ **DOG**  
Dog - Grades 9+                      Dog - Grades 6-8                      Dog - Grades 3-5  
Dog - Exhibit with Dog              Dog - Cloverbud

Note: The Dog Show is a different project and can be found in the Animal Science section.

- Requirements:
- A dog may be entered with the exhibit. The exhibitor must maintain control of the dog at all times, and the dog must be taken home after conference judging. If selected, the dog does not go to the State Fair.
- Exhibit Suggestions:
- Educational exhibits may include models, diagrams or pictures.
  - Examples: dog diseases, breeding, training, etc.

- ❖ **ELECTRIC**  
Electric - Grades 9+                      Electric - Grades 6-8                      Electric - Grade 3-5

- Requirements:
- A wiring diagram or schematic must accompany all electric and electronic exhibits.
- Exhibit Suggestions:
- Working electrical item constructed for home, yard or farm.
  - Diagram of wiring in your home/farm showing switch locations, fuse boxes, wire size, capacities, fuse sizes, total bulk wattage, appliance wattage, number of circuits and type of wiring installation.
  - Electronic item built from kit, plan, or own design with an explanation of what it is and how it is used.
  - Display ideas: Careers in electrical field, electrical experiment (may or may not have worked), educational display used in teaching others, etc.

❖ ENGINEERING DESIGN

See <https://extension.umn.edu/4-h-stem-projects/4-h-engineering-design-project> for more info.

- ❖ **AQUATIC ROBOTICS**  
Aquatic Robotics - Grades 9+                      Aquatic Robotics - Grades 6-8  
Aquatic Robotics - Grades 3-5

- Requirements:
- Design and build their own remote-operated vehicle (ROV)
  - Use and adapt ROV to monitor water quality/Aquatic Invasive Species (AIS) education
  - May work in teams of 3 or more youth, or an individual may exhibit
  - Illustrate the community partnership (example: DNR, Water Resource or Lake Association)
- Exhibit Suggestions:
- Display, binder, poster illustrating the process of doing the activity/project
  - Exhibit of ROV
  - Display showing the ROV’s use in Aquatic Invasive Species (AIS) Education
  - Booklet showing team’s efforts in addressing Aquatic Invasive Species (AIS) education

- ❖ **ENGINEERING DESIGN**  
Engineering Design - Grades 9+                      Engineering Design - Grades 6-8  
Engineering Design - Grades 3-5

- Requirements:
- Include description of the problem/challenge being solved
  - Include description of the Engineering Design process and each of the steps used to solve the problem
- Exhibit Suggestions:
- 4-H members should use the 4-H Engineering Design Process: Ask, Imagine, Plan, Create and Improve as they work on their 4-H Engineering Design projects. Examples:
- Engineering a roller coaster – Use KNEX or other materials to engineer and create a roller coaster
  - Engineering a bridge – using everyday items, create a bridge to sustain 5 pounds of weight
  - Engineering a catapult/trebuchet – using everyday items to create a machine to launch a marshmallow 3 feet
  - Engineer a wind turbine to solve a problem (example: using the wind energy to lift a bucket)
  - Thinking like an engineer – brainstorm an idea, create a model, test it and document the process from beginning to end and share your findings on a display board, poster or three ring binder
  - Using everyday items to build a simple machine to complete a simple task
  - Using everyday items to create a product to solve a real life situation

ENGINEERING DESIGN CHALLENGE LEVEL 1 & 2

Engineering Design Challenge Team Member (choose level):

- Level 1 - Grades 3 -8
- Level 2 - Grades 9 - 12

**Each member (regardless of age) needs to register in one of these classes.**

An Engineering Design Challenge machine is based on Rube Goldberg, an overly complex contraption designed to accomplish a simple task. The best machines use a variety of everyday items to create a series of chain-reaction steps to accomplish a simple task. In the project, youth not only employ physics and engineering, but humor and storytelling, to create their machine.

This program requires a team event of at least 3 and no more than 10 youth members

- Requirements:
- Please refer to the Engineering Design Challenge Level 1 and 2 Handbooks at [z.umn.edu/4hedc](http://z.umn.edu/4hedc) for complete details.
  - Teams of at least 3 youth
  - Machine must complete a minimum of 10 steps
  - Machine must operate in 2 minutes or less
  - Exhibit physical size limited to 6 ft x 6 ft x 6 ft
  - Explain one thing/step on the machine that they use science content and skills to help solve a problem/challenge
  - Need to keep a written record illustrating the process of doing the project.
- Exhibit Suggestions:
- Engineering Design Challenge machine itself
  - Display, binder, poster illustrating the process of doing the activity/project

Note: In 2021, the State Engineering Design Challenge state showcase event for Level 1 and 2 teams will be held virtually. However, challenge teams are invited to showcase their machine and project at their local county fair and the State Fair. Participants can also have other general projects judged.

- ROBOTICS**
- Robotics - Grades 9+
  - Robotics - Grades 6-8
  - Robotics - Grades 3-5

Note: The goal of the 4-H robotics program is for the 4-H members to explore science, technology and engineering through designing and building a functioning robot. The robot can be either programmable or remote controlled. The robot can be created by an individual or a group.

- Requirements:
- Exhibits must be labeled with name and county on all pieces of exhibit.
  - Include a description of the robot’s ability to sense, follow a plan and complete an act.
  - Exhibits may have a one-page report explaining the function, purpose and construction of the robot.
- Exhibit Suggestions:
- a display, diagrams of programming, booklets, etc.

- ❖ **ENTOMOLOGY**  
Entomology - Grades 9+  
Entomology - Grades 6-8  
Entomology - Grades 3-5

- Requirements:
- Insect Collection exhibits:
1. Collections shall be contained in a glass topped case (drawers available for purchase in varying sizes); approximately 19" x 16.5" x 3" to 24" x 18" x 3". Arrange so that the case may be displayed in a horizontal position. Place project label on lower right corner of glass top. Only one case per exhibitor is allowed.
  2. Specimens must be collected. Purchased insects are not acceptable.
  3. Exhibitors must be the collector of the specimens in the project.
  4. Specimens must be properly pinned with insect pins. Small insects may need to be placed on cardboard points.
  5. Specimens must be properly labeled.
    - a. The location, date, and collector must be included on the labels. County and state (and country, when applicable) are minimum location information that should be included. It is valuable to include nearest town or township where the specimen was collected, the type of habitat it was collected from (e.g. on elm tree; on lake shore; indoors), and the common name of the insect.
    - b. All labels should be visible so they can be read. Use permanent ink marker or pencil to write labels. Labels produced by a computer printer are acceptable. Ballpoint ink or non-permanent markers are not acceptable.

For more specific information on pinning, labeling, other information, see Collecting and Preserving Insects, A MN 4-H Entomology Resource, <https://extension.umn.edu/4-h-environment-earth-science-projects/4-h-entomology-project>.

- A. Emphasis of project must relate to an aspect of entomology.
- B. Project must demonstrate specific knowledge of insects. Be prepared to discuss references and sources (e.g. books, magazines, internet, interviews with an expert etc.)
- C. Live projects (e.g. bee or ant colony) will be accepted if the project can be self-sustaining for up to 14 days without special care.
- D. A written report or journal should accompany the project, introducing the subject, describing the process (materials and method), predicting an outcome, stating the results, and discussing any conclusions. Pictures, drawings, charts, tables, or other figures may be used.

- Exhibit Suggestions:
- General Insect Collection: must consist of a minimum of 50 species of adult insects representing at least 8 orders. Beginners (grades 3-5) only need 25 specimens and no restrictions on orders.
  - Specialty insect collection can include but is not limited to a collection of a single order (e.g. Coleoptera or Lepidoptera), a collection of immature insects, a collection of insects from a particular habitat (e.g. aquatic, forest, or prairie) or a collection of economic pests of a specific crop (e.g. insects attacking corn).
  - Non-Collection Project can include but is not limited to life history displays (e.g. insect life cycle), scientific investigation (e.g. insect habitats or effects of environment factors on insects), or insects in current events.

- ❖ **EXPLORING ANIMALS**  
Exploring Animals - Grades 9+  
Exploring Animals - Grades 6-8  
Exploring Animals - Grades 3-5

- Requirements:
- This area is for 4-H'ers who wish to learn more about a given species. **Animal ownership is not required.**
  - 4-H'ers enrolled in Exploring Animals, Beef, Dairy, Goat, Poultry, Rabbit, Sheep or Swine may exhibit in this category.

- Exhibit Suggestions:
- An educational exhibit to show or explain something the 4-H'er made, did or learned, or may explore consumer issues, breeds or careers related to their selected animal.

- ❖ **EXPLORING THE ENVIRONMENT**  
Exploring the Environment - Grades 9+  
Exploring the Environment - Grades 6-8  
Exploring the Environment - Grades 3-5

- Exhibit Suggestions:
- Display on environmental pollution describing the causes, effects on people and other living things, and methods to correct the situation.
  - Display showing features of soils such as color, structure, texture.
  - A display or journal of Minnesota plants, insects, animals, birds or fish. Include pictures or drawings and information on habits, foods, and shelter needs.
  - Display showing erosion control practices such as minimum tillage, terraces, contour strips, grassed waterways, field windbreaks, water control structures, etc.

- ❖ **FISHING SPORTS**  
Fishing Sports - Grades 9+                      Fishing Sports - Grades 6-8  
Fishing Sports - Grades 3-5

- Exhibit Suggestions:
- Fish identification. Describe the habitat and food needs of selected Minnesota fish; develop a panel display explaining the life history of a fish; create a model or exhibit identifying the parts of a

- fish.
- Fishing Knots. Identify how and where each knot is used; fishing equipment which is made or repaired such as lures, fishing rods and reels, ice fishing rig, or other fishing equipment
  - Safety practices and techniques that are related to fishing or boating
  - Examples of how water quality affects the fish eco-system

❖ **FLOWER GARDENING**  
See “Horticulture” section

❖ **FOODS AND NUTRITION**

**FOOD AND NUTRITION**

- Food & Nutrition - Grades 9+
- Food & Nutrition - Grades 6-8
- Food & Nutrition - Grades 3-5
- Food & Nutrition - Bread
- Food & Nutrition - Dairy Foods
- Food & Nutrition - Microwave Cooking
- Food & Nutrition - Meats

Requirements:

- Exhibit may be food items and/or displays.
- Exhibitors should be prepared to discuss with the judge references and information sources, nutritional values, methods, menu, costs, etc., as appropriate to that exhibit.
- The exhibit may be a poster, mobile, three-dimensional display, scrapbook, balance beam, charts, journals, pictures, slides, equipment, supplies, photographs, puppet play, skit, judging comparison, taped interview, file of ideas, research study, etc.
- Pictures, food models, plaster, plastic, papier-mâché, etc., are preferable to perishable foods in an educational exhibit. Perishable foods should be used only if they add to or help explain the educational exhibit. If perishable food is a part of the exhibit, the food is to be brought just for judging.
- Exhibits containing perishable foods, which will be discarded, must include a colored photograph of the food. The photograph should be taken prior to the County Fair and attached to the display. This photograph and a 3? x 5” card listing nutrition information and the recipe will be displayed at the exhibit instead of the food.

Exhibit Suggestions:

Suggested exhibit amounts:

- 4 cookies or bars
- 4 muffins, biscuits, yeast rolls
- 4” square cake, unfrosted
- 1 angelfood cake
- 4 rounds lefse
- 1 loaf of bread, yeast or quick bread
- 6 pieces of candy made in microwave
- 4” square cake made in microwave
- One serving of a nutritious food (vegetable or fruit dish, snack, loaf of bread, dairy, etc.).

Include 8-1/2 x 11 poster showing nutritional value, recipe, and a photo of the food.

- Study of nutrients needed for yourself or someone else, using the dietary guidelines and MyPlate.
- Make a food or fitness plan for yourself or someone else and show how it relates to nutritional and energy needs. (Example: an athlete on a volleyball team, a teen who doesn't have a lot of time).
- Adapt a recipe(s) to show healthier ingredient choices.
- Study of how physical fitness and/or food choices are related to disease (ex.: cancer, heart disease, osteoporosis, diabetes, etc.).
- Study of labels from similar food items, comparing important nutrient content like fat, fiber and sugar.
- Exhibit showing food and/or kitchen safety.
- Nutrition/food science experiment.

**FOOD PRESERVATION**

- Food Preservation - Grades 9+
- Food Preservation - Grades 6-8
- Food Preservation - Grades 3-5

Requirements:

- All recipes, procedures, and times followed must be according to current USDA and/or National Center for Home Food Preservation recommendations.
- All food preservation exhibits must be labeled with a 2” x 3” label. Labels to include county, name, grade, product, style of pack, processing method (boiling water bath or pressure canner), date, processing time, date processed & source of recipe. Pressure canned items indicate dial or weighted gauge and how many pounds of pressure used.
- Jars must be heat-tempered glass canning jars.
- All jars must be sealed. Leave screw bands on two piece jar lids. Jellies and jams must be covered with lids.
- Use pint jars for fruit, vegetables, and fish; one-half pint jars for jams and jellies; one pint jar for pickled products.
- Jellies and jams must be processed in boiling water bath according to USDA and/or University of Minnesota food preservation publications, available through the Extension Office. Note: Paraffin is not acceptable.
- No artificial food coloring should be added to entries.
- Dried foods may be stored in glass jars, self-sealing plastic bags or airtight plastic bags. The quantity of dried foods should be: fruits and vegetables - 1/2 cup or more of each, herbs - 1/4 cup of each in whole leaf form, meat - 3 strips, i.e. venison or beef jerky.
- All entries must be preserved within the past year.

Exhibit suggestions:

Include one (1) jar or one (1) bag of product

- vegetables or fruits
- jams, jellies, preserves, low-sugar spreads (no frozen)
- pickled products (fermented or added acid, including pickles, sauerkraut, relishes, salsa)
- meats, poultry and/or fish (fish must be in pint jars)
- dried vegetables or dried fruits
- dried herbs
- beef or venison jerky
- food science experiment or educational display

**FOOD REVIEW** (judged prior to county fair)

- Food Review - Grades 9+
- Food Review - Grades 6-8

- Food Review - Grades 3-5
- Food Review - Cloverbud

Note: Food Review is conducted and judged prior to the County Fair. It will be held at Lincoln High School at 4:30 p.m. on Tuesday, June 23.

Judging: The Food Review competition is judged 50% on knowledge and 50% on the appearance of the food, posters/menu and table setting. The judge may or may not taste the food.

Exhibit suggestions:

- The following Guidelines will help you prepare for the Food Review.
- 1. Select a tested recipe from a reliable cookbook, 4-H foods bulletin or other dependable source.
- 2. Practice preparing the selected recipe until it can be done easily and a good product is achieved. Be able to tell how it is done, if asked.
- 3. Plan and design a menu for the family for a meal or snack including your selected recipe. Put the menu on an 8-1/2”x4” card.
- 4. Plan the table coverings or mats, dishes, glassware, silver and centerpiece to use for serving the food. Set up the display including the recipe and menu. For members planning a snack, only the plate, glass and flatware.
- 5. Calculate the total cost of preparing and presenting the meal/snack, including the price per serving.
- 6. Bring a poster, photo, menu, and/or recipe to the fair for display purposes (there will not be food preparation at the fair).

❖ **FOREST RESOURCES**

- Forest Resources - Grades 9+
- Forest Resources - Grades 6-8
- Forest Resources - Grades 3-5

Requirement:

- Exhibits should be mounted on cardboard or other sturdy material.

Exhibit Suggestions:

- Collection of leaves or needles with twigs, identified with their common name. Common name should be printed near the identified leaf/needle.
- Photographic display of forest products--include the name of the product/use to identify the photograph.
- Display showing tree growth; annual ring cross-sections; make a seed collection.
- Prepare a report with drawings about your favorite tree--include name of tree, drawings or pictures of tree, facts and uses of the tree, and other appropriate information.
- Display showing layers of the forest; renewable versus non-renewable resources; forestry careers; leaf and twig identification; taxonomic keys; tree road maps.
- Display showing forest succession; tree and forest measurements; fire's effect on the forest; how trees grow; forest types; harvesting methods; entomology of the forest; pathology of the forest.
- Display showing forest products, including maple syrup production; wood products; Christmas trees or other forest resources (recreation, wildlife, etc.).
- Display showing specialized woodland management, including shelterbelts/windbreaks and urban forestry.

**FRUIT, VEGETABLE AND HERB GARDENING**

❖ **FRUIT**

- Fruit - Grades 9+
- Fruit - Grades 6-8
- Fruit - Grades 3-5

Requirements:

- If displaying a fruit sample, exhibitor should bring 4-6 items of one variety of fruit and include a 3 x 5 index card listing the varieties of fruit, name and club of exhibitor.

Exhibit Suggestions:

- Display showing a comparison of several varieties of the same fruit (labeled); display using a branch to illustrate proper pruning of fruit trees and explaining the process; illustrate the many uses of fruits (fresh, jams, juices, cooking, baking, salads and recipes); illustrate the use of fruits as natural dyes.
- Educational display illustrating diseases (actual specimens) or insects (actual specimens) and methods of control.

❖ **HERB GARDENING**

- Herb Gardening - Grades 9+
- Herb Gardening - Grades 6-8
- Herb Gardening - Grades 3-5

Exhibit Suggestions:

- Educational display showing some aspect of raising or using herbs.
- An herb container garden planted in a tub, pot, or planter.
- A dried sample of herbs you have raised, harvested, and dried (in an airtight container)

❖ **POTATOES**

- Potatoes - Grades 9+
- Potatoes - Grades 6-8
- Potatoes - Grades 3-5

Requirements:

- If displaying a potato box, you need 6-10 potatoes of the same variety or 2-3 varieties (this year's crop) similar in size with variety identified on a 3 x 5 card.
- Be familiar with crop input costs and the growing process.

Exhibit Suggestions:

- Display a box of potatoes that contains all the potatoes in that hill (all the potatoes one plant produced)
- Display a box of potatoes of 6-10 potatoes
- Educational display illustrating diseases and control, methods of mulching and reasons, causes and effects of sun scald.

❖ **VEGETABLE GARDENING BOX**

- Vegetable Gardening Box - Grades 9+
- Vegetable Gardening Box - Grades 6-8
- Vegetable Gardening Box - Grades 3-5

Requirements:

- Label vegetables with proper variety names.
- When exhibiting a collection of vegetables, the collection should include six different kinds of vegetables (For example: 1 large specimen + 3 medium specimens + 2 small specimens = 6 dif-



ferent vegetable specimens for this project, choosing any combination of the following:

- One large vegetable specimen (cabbage, squash, melon, pumpkin, cauliflower, etc.)
- Three different medium sized vegetable specimens and 3 of each specimen (tomatoes, onions, peppers, cucumbers, kohlrabi, carrots, beets, turnips, etc.)
- Two small vegetable specimen and 6-12 of each specimen (green beans, peas, lima beans, etc.)
- Potatoes may not be included (enter under the Potato project).

#### ❖ **VEGETABLE PLATE**

- Vegetable Plate - Grades 9+
- Vegetable Plate - Grades 6-8
- Vegetable Plate - Grades 3-5

#### Requirements:

- Label vegetables with proper variety names.

#### Exhibit Suggestions:

- On a disposable plate, display a collection of vegetables that includes one or more kinds of vegetables, choosing any combination of the following:
  - Large vegetable specimen: 1 sample (cabbage, squash, melon, pumpkin, cauliflower, etc.)
  - Medium sized vegetable specimen: 3 of each specimen (tomatoes, potatoes, onions, peppers, cucumbers, kohlrabi, carrots, beets, turnips, asparagus, etc.)
  - Small vegetable specimen: 6- 12 of each specimen (green beans, peas, cherry tomatoes, jalapenos, lima beans, etc.)

#### ❖ **LARGEST VEGETABLE**

- Largest Vegetable - Grades 9+
- Largest Vegetable - Grades 6-8
- Largest Vegetable - Grades 3-5

#### Requirements:

- Include an information card with name, plant variety and date planted.
- Stalks of Field Corn should have roots on the stalk.

#### Exhibit Options:

- Squash            - Cabbage
- Pumpkin        - Melons
- Tallest Stalk of Field Corn

#### ❖ **GEOLOGY**

- Geology - Grades 9+
- Geology - Grades 6-8
- Geology - Grades 3-5

#### Requirement:

- Attach specimens securely to a backboard and display in a glass-topped case of the same model as used by the entomologists (approximately 19" x 16.5" x 3"). Specimens should be approximately 2" x 2". Label each specimen using the label described on page seven of the Geology Manual, found at <https://extension.umn.edu/projects-and-more/4-h-geology-project#learning-more-249061>. Size of label may be reduced to fit display case, if needed. Attach specimens so they will not fall if case is set on its edge. Member must have knowledge of how specimens are identified as to rock or fossil type.

#### Exhibit Suggestions:

- Display of birthstones, a rock plate, or an egg carton collection (see geology bulletin), six silly silicates.
- Rocks, minerals, or fossils from within Minnesota or on a definite theme such as metamorphism, weathering, quartz minerals, ores, or a theme of your own choosing.
- Polished rock types used to make decorative items such as paperweights and jewelry; include an unpolished specimen of each rock type.
- Educational exhibit showing the "science hows and whys" dealing with the principles of geology and natural earth sciences.

#### ❖ **GLOBAL CONNECTIONS**

- Global Connections - Grades 9+
- Global Connections - Grades 6-8
- Global Connections - Grades 3-5

#### Exhibit Suggestions:

- Poster or report explaining what you learned as a result of a cross-cultural home stay experience.
- Report or display on mission trip, school trip, pen pal, etc.

#### ❖ **HEALTH**

- Health - Grades 9+
- Health - Grades 6-8
- Health - Grades 3-5

#### Exhibit Suggestions:

- Report on a health issue (i.e. alcohol and chemical abuse, eating disorders, sexuality, sexually transmitted disease, pregnancy, stress, depression, etc.) of your choice.
- Report on a community project that you conducted on a health issue. Include objectives, audience, timetable, program description, materials, community support and evaluation.

#### ❖ **HOME ENVIRONMENT**

- Home Environment - Grades 9+
- Home Environment - Grades 6-8
- Home Environment - Grades 3-5

#### Requirements:

- Members exhibiting in this project should be prepared to discuss and/or have written information to show how their exhibit applies to the home, how and where it is used or displayed, and all details of how it was made or selected. They should know about the subject matter of the specific exhibit, the materials used, how and why it was done, costs involved and alternatives considered.
- A photograph and report showing its place in the home environment must accompany exhibits that are items for the home.
- Pictures and wall hangings that are exhibited should be finished and ready to hang.
- Purchased kits are allowed to be used.

#### Exhibit Suggestions:

- Finished or refinished wood item, or reupholstered furniture.
- Repaired, restored or remodeled item for the home.
- Chart and/or plan for the care and maintenance of the inside or outside of the home including daily, weekly, monthly and yearly jobs.
- An article remade or reclaimed for the home with a link to the past, including history of use.
- Description, diagrams/photos, samples and cost of a redecorating or remodeling plan showing before and after.

## HORTICULTURE

#### ❖ **FLOWER GARDENING**

- Flower Gardening - Grades 9+
- Flower Gardening - Grades 6-8
- Flower Gardening - Grades 3-5

#### Requirements:

- Label each container according to kind or variety.
- Outdoor living flowers and plants are to be exhibited in this area (including Outdoor Fairy Gardens)
- Live plant material will be accepted if it can be maintained in a fresh condition with ease.

#### Exhibit Suggestions:

- When exhibiting cut flowers, we suggest:
  - three stems of one variety of annual flowers, or
  - one stem of a hardy perennial, or
  - one stem of summer flowering bulbs, or
  - one blossom of a tea rose, or
  - one stem of a hardy shrub rose.
- Flower bouquet or arrangement on any theme.
- Display of dried flowers with a card explaining the drying method.
- My Flower Garden - Exhibit on poster board, not to exceed 22" x 28". Include a plan of the garden drawn to scale, the correct variety name and pictures (or photographs) of the flowers grown. Be prepared to discuss the process from soil preparation to blooming.
- Educational Exhibit showing the principles of propagation or reproduction, nutrition, culture and physiology (how a plant lives and grows).

#### ❖ **INDOOR GARDENING**

- Indoor Gardening - Grades 9+
- Indoor Gardening - Grades 6-8
- Indoor Gardening - Grades 3-5

#### Requirements:

- Indoor living flowers and plants are to be exhibited in this area (including Indoor Fairy Gardens)
- Potted Plants:

- Flowering plants should be in bloom.
- Foliage plants should be in vigorous condition.
- Plants should be grown in the exhibited container for at least one month prior to fair.

- Plants In Hanging Containers:

- Container for the plant should not be more than 10" in depth or diameter.
- Maximum total length of hanger and plant should not exceed 4'
- Evaluation will include appropriateness of plant for a hanging container, condition, arrangement, hanger to container to plant relationship, and plants being well established.

- Terrariums:

- The terrarium may not exceed 24" in any dimension.
- Terrarium should be planted four to six weeks ahead of exhibiting.
- Members must be able to identify all plant materials in their terrariums, know why they were selected for use (quality, container and design).

#### Exhibit Suggestions:

- Two or more varieties of house plants with common and botanical name.
- Terrarium or dish garden: consider terrarium material of general terrarium plant of native and woodland plants of Minnesota.
- Educational exhibit showing plant propagation, plant history, forcing bulbs, life cycle of a flowering plant, etc.

#### ❖ **LAWN AND LANDSCAPE DESIGN**

- Lawn & Landscape Design - Grades 9+
- Lawn & Landscape Design - Grades 6-8
- Lawn & Landscape Design - Grades 3-5

#### Requirements:

- Evaluation will be based on design, neatness, plants used and story told.

#### Exhibit Suggestions:

- Landscape Plan (not to exceed 22" x 28") drawn to scale with plants and major areas of yard labeled; should show changes and future plans. Photographs showing "before and after" views are desirable.
- Design a project meeting for this project area (in booklet form) including what you would teach, how you would teach it, goals of your meeting, activities you would include, and visual aids you would use.

#### ❖ **NEEDLE ARTS**

- Needle Arts - Grades 9+
- Needle Arts - Grades 6-8
- Needle Arts - Grades 3-5

#### Requirements:

- Each exhibit must include a consumer information tag, if appropriate, with the following information: pattern company name and number, techniques, fiber content, cost and care instructions.
- Participant is encouraged to bring instructions/pattern
- If item is framed, a wall hanging, or to be displayed on a wall, it should be finished and ready to hang.

#### Exhibit suggestions:

- Any item made by the member using the techniques of knitting, crocheting, embroidery and crewel, counted cross-stitch, needlepoint, hardanger, hand-quilting, weaving, applique, latchhook, tatting, other.
- Consumer Product Analysis: Comparison and evaluation of materials, supplies, or accessories used for a needle arts technique.
- Historical/Cultural Study: Story, poster or display about a needle arts heirloom from your family or local history museum. Exhibit must include information about how item should be preserved.

#### ❖ **PERFORMING ARTS**

- Performing Arts - Grades 9+
- Performing Arts - Grades 6-8
- Performing Arts - Grades 3-5
- Performing Arts - Duet/Ensemble (not eligible for State Fair)
- Performing Arts - Cloverbud

Exhibit Requirements:

- Exhibit can be either a performance or an exhibit that shows a member’s involvement or interest in the performing arts.
- To be eligible for State Fair, the member must be able to discuss the process of selecting, planning, performing & reflection on their project work.
- If exhibit is an actual performance, the performance cannot last longer than 6 minutes.

Exhibit Suggestions:

- Poster or display about your involvement or interest in the performing arts.
- A puppet and script made and created by member.
- Create and perform a short story, show, music selection, etc., and include a write-up about it.
- A journal or scrapbook (with written statements) of current performing arts experiences.
- An educational display of some aspect of music, drama, or performing.

❖ **PETS**

- Pets - Grades 9+
- Pets - Grades 6-8
- Pets - Grades 3-5
- Pets - Exhibit with Pet
- Pets - Cloverbud

Note: This project is for pets not mentioned elsewhere. Please see the Cat and Dog projects for those respective animals. Please also note that this project is different from those listed in the Animal Science section.

Requirements:

- **PET MUST BE DOMESTICATED**
- Animals that were raised as a part of another project may not be exhibited.
- A pet may be entered with an exhibit. Pet must be in control at all times and be taken home after conference judging. If selected, the pet does not go to the State Fair.

Exhibit Suggestions:

- Educational display explaining pet care, health, nutritional needs, etc.; exhibit must include a photograph of 4-H'er with their pet.
- Pet related exhibit, i.e. photo album, history of species display, animal care display.

❖ **PHOTOGRAPHY**

❖ **PHOTOGRAPHY - DIGITAL/FILM**

**Requirements for BOTH Elements of Photography and Photo Manipulation:**

- All photos exhibited must have been taken/produced/enhanced by the exhibitor during the current year
- The exhibitor’s name, club, county and exhibit class should be clearly printed on the back of the exhibit.
- Unaltered 4”x6” photos must be attached to the back of any exhibit in the “Photo Manipulation” category.
- For safety, no picture frame or glass is allowed
- Exhibits with multiple photos should use 4”x6” prints
- Enlarged photos should be 5”x7” or 8”x10”
- Photos should be mounted on mat board or poster board using neutral colors (white, tan, grey or black). Do not use construction paper or colored paper.
- Use 14” x 22” board for 5 or more photos in an exhibit. Cut smaller boards for enlargements
- Exhibits should reflect the appropriate size for the item designed, e.g. the photos used for an ornament, a calendar, a poster, or brochure would require different sized photographs.
- See the video (How To Prepare Your 4-H Photos For The Fair) for more advice and examples.

Photo/Video Release Form - It is important to learn to use this form when including any person in your photograph or in your video that is NOT in 4-H. This verifies that the subject has agreed to have their photograph taken or be in your video. Keep this signed form in a file. Here is a link to the Talent release form in English, [https://policy.umn.edu/sites/policy.umn.edu/files/contracts/ogc-sc211\\_0.docx](https://policy.umn.edu/sites/policy.umn.edu/files/contracts/ogc-sc211_0.docx), and Spanish, [https://university-relations.umn.edu/sites/university-relations.umn.edu/files/talent\\_release\\_spanish.docx](https://university-relations.umn.edu/sites/university-relations.umn.edu/files/talent_release_spanish.docx)

View an Intro to photo manipulation presentation that explains what photo manipulation exhibits look like, what the difference is between elements and manipulation, software options and information on how to talk to a judge.

**ELEMENTS OF PHOTOGRAPHY:**

This exhibit will focus on what makes a good photograph (composition, light, shutter speed, color, depth of field, leading lines, etc.). Only select whole image edits or modifications are allowed in post-production. Post-production is any adjustment made after the photo is taken using editing software. Allowed whole image edits must be applied to the entire image and not specific areas of the photo. Allowed whole image edits include:

- cropping
- exposure correction
- color saturation
- contrast
- sharpening
- conversion to black & white

On-camera filters: a physical filter that attaches to the camera lens (neutral density, polarizer, various colors, etc.) are allowed.

- Elements of Photography - Grades 9+
- Elements of Photography - Grades 6-8
- Elements of Photography - Grades 3-5

Equipment:

Use any device capable of capturing a photographic image to be printed: digital or film camera, cell phone, tablet or drone may be used. Drone operator must meet age requirements for use of a drone. Please note: Supervision of the drone operator is important until they understand not only how to use a drone but also understand the etiquette and rules for using the drone.

Exhibit Suggestions:

1. Photo Story:
  - Show a town’s history or a family history. This could include photos of historic buildings, old photos copied from the historical society or library, family or individual portraits, etc.
  - Develop a documentary of another of your or a friend’s 4-H project or of your 4-H club’s community service project
  - Document environmental issues such as the plight of pollinators, pollution, soil erosion, or the steps taken to improve the environment
  - Present a day in the life of – farm or city youth, a local professional person such as a school nurse or firefighter, law enforcement office, or other interesting personality
  - Exhibit a series of photos on how to make or do something
2. Common Theme or Subject:
  - Display a series of 3 to 7 photos of a common subject such as people, buildings, land-

scapes, animals, seasons, action, nature, weather, close-ups, etc.

3. Photographic Elements

- Display a series of 5 to 7 photos that illustrate some photographic element such as composition, lighting, shutter speeds depth of field, color, contrast, cropping, etc.

4. Panorama

- Show a single image created in camera or a triptych (set of 3 photos intended to be used together) of several images created by moving the camera

**PHOTO MANIPULATION**

This exhibit will focus on using photography to show creatively edited photos and how photography is used in everyday life. Software editing is required for this category any may include:

- layering
- all digital filters (except black and white)
- creative coloring
- removing or adding objects
- text additions
- etc.

Entries in this category must involve editing with software such as Photoshop, Lightroom, IPhoto, Picasa, Gimp, Picmonkey, Pixi, Microsoft Publisher, etc. Please view the “Introduction to Photo Manipulation” slideshow ([z.umn.edu/intro-to-photo-manipulation](http://z.umn.edu/intro-to-photo-manipulation)) for specific examples and explanations. Stock photos are not allowed. A stock photo is a photo taken by another person (not yourself) who has licensed their photo for specific uses by others. All images used in photo manipulation exhibits must have been taken by the exhibitor. Examples of images not allowed include: an image of space (taken by NASA) as the background of your photo or if you want a shark inserted into your composite image, you must take a photo of a shark.

Equipment:

Use any device capable of capturing a photographic image to be printed: digital or film camera, cell phone, tablet or drone. Drone operator must meet age requirements for use of a drone. A computer or tablet is required for photo manipulation. Please note: Supervision of the drone operator is important until they understand not only how to use a drone but also understand the etiquette and rules for using the drone.

Exhibit Suggestions:

1. Composite Photo: Multiple images combined into one image
  1. Panoramas (overlapping areas of several photos and stitching them together in post-production)
  2. The same person in multiple places within the photo
  3. Replacing the sky
  4. Combining several images of a person in subsequent stages of a cartwheel
2. Single Source Image Manipulation
  - Acne removal
  - Eye enhancement
  - Selective color manipulations (i.e. converting everything to black and white except items that are the same color red)
  - Apply digital filters (other than black and white)
  - Removing distractions in the background, etc.
3. Photo Series
  - Make a series of 5 to 7 digitally edited photos that illustrate a common theme such as environmental issues, plight of pollinators, how to do something, etc. Photos in this category must involve digital editing
4. Enlarged Photo:
  - Show a 5”x7” or 8”x10” print that has been digitally enhanced and illustrates software skills. An unaltered 4” x6” print must be attached to the back of the exhibit.
5. Publications:
  - Show calendars, brochures, posters that are created using computer software
6. Photo Novelties:
  - Display mugs, puzzles, blankets, or other media on which photos have been printed
7. Slide Show:
  - Make a compilation of photos with titles, voice-over or music background. For judging, exhibitor can show project on 14” x22” poster board, computer or tablet.

❖ **PLANT AND SOIL SCIENCE**

See “Agronomy” section

❖ **POTATOES**

See “Fruit, Vegetable and Herb Gardening” section

❖ **QUILTING**

- Quilting - Grades 9+
- Quilting - Grades 6-8
- Quilting - Grades 3-5
- Quilting - Cloverbud

Requirements:

- Each Item should include information listing: pattern book & name, fiber content of fabric & batting, and care instructions. If not quilted or hand tied by the 4-H’er, state who tied or hand-machine quilted the final project. (Note: depending on skill level of 4-H’er, someone else may do the final quilting).
- Optional: A poster or brief booklet that shows the process used in constructing the quilting project. It may include pictures.
- Item may be machine quilted, hand quilted, or hand tied.

Exhibit Suggestions:

- A quilted item, any finishing technique acceptable.
- Repair of an old quilt.
- A display showing the history of quilting, fabrics and patterns used in quilting, or a topic of your choice.

❖ **SAFETY**

- Safety - Grades 9+
- Safety - Grades 6-8
- Safety - Grades 3-5

Exhibit Suggestions:

- Explore a safety issue of your choice. Ideas include traffic safety, home safety, farm safety, community safety, fire prevention, and First Aid Kit. Include an item for display representative of project activity.





# PENNINGTON COUNTY FAIR

## July 14-18th, 2021

Pennington County Fairgrounds, Thief River Falls, MN

Free Admission at the Gate  
[www.penningtoncountyfair.org](http://www.penningtoncountyfair.org)



### TUESDAY, JULY 13<sup>TH</sup>

#### ~ "Pre-Fair 4-H Entries & Judging" ~

2:30 - 7:00 P.M. 4-H Exhibits Entered and Conference Judged –  
Huck Olson Arena (Only 4-H members and their families  
allowed in the Huck Olson Arena.)

### WEDNESDAY, JULY 14<sup>TH</sup>

#### ~ Open Class Entries ~

10:00 A.M. - 5:00 P.M. Open Class Entries in Huck Olson Arena (To have  
your exhibit picked up at your home, call 681-3859,  
681-2243 or 681-3199 or any department head)  
12:30 - 11:00 P.M. Bandshell Open  
5:00 P.M. - Closing Midway Open – A carnival ride bracelet can be  
purchased, which will provide an unlimited number  
of rides between 3 p.m. and closing  
6:00 - 10:00 P.M. Commercial Booths Open – Huck Olson Arena  
7:00 P.M. Parade  
8:00 - 10:00 P.M. Street Wizards Car Club Meet, Greet & Display on  
Fairgrounds after parade  
Dusk Fireworks

### THURSDAY, JULY 15<sup>TH</sup>

#### ~ Open Class Judging ~

9:00 A.M. - 6:00 P.M. Livestock Entered  
10:00 A.M. Open Class Judging – Huck Olson Arena  
10:00 A.M. 4-H Horse Show Games & Performance  
11:00 A.M. - 10:00 P.M. Commercial Booths Open – Huck Olson Arena  
12:30 - 11:00 P.M. Bandshell Open  
3:00 P.M. - Closing Midway Open  
4:00 - 10:00 P.M. Bingo – Curling Club Building  
5:00 P.M. Weigh Livestock – Barns  
5:30 P.M. Talent Show Bandshell  
6:00 - 7:30 P.M. Shell Shock – Grandstand  
8:00 - 10:00 P.M. Rock Gods – Grandstand

### FRIDAY, JULY 16<sup>TH</sup>

#### ~ "Senior Day" ~

9:00 A.M. Livestock Judging: Swine - 4-H followed by Open  
Class; Sheep - 4-H followed by Open Class; Llama/Al-  
paca - 4-H followed by Open Class; Meat Goats - 4-H  
followed by Open Class; Beef - 4-H followed by Open  
Class; 4-H Rabbit followed by Open Class Rabbit Judging  
11:00 A.M. - 10:00 P.M. Commercial Booths Open – Huck Olson Arena  
12:30 - 11:00 P.M. Bandshell Open  
1:00 P.M. Senior Citizen Program with lunch - Recognition of  
Pennington Co. Outstanding Seniors – Bus Garage  
1:30 P.M. 4-H Poultry Judging followed by Open Class  
3:00 P.M. - Closing Midway Open  
4:00 - 10:00 P.M. Bingo – Curling Club Building  
7:00 P.M. Motocross – Grandstand

### SATURDAY, JULY 17<sup>TH</sup>

Dairy Goat Judging - 4-H followed by Open Class  
Open Class Horse Show - Performance Class  
5K Run/Walk Registration  
5K Run/Walk Race  
Children & Family Library Activities  
4-H and Open Class Dairy Judging  
Commercial Booths Open – Huck Olson Arena  
Bandshell Open  
Midway Opens  
Decorate a Potato – Huck Olson Arena  
Bingo – Curling Club Building  
Baja Races - St. Hilaire Lion's – Grandstand  
4-H Livestock Auction – Hartz Livestock Arena

### SUNDAY, JULY 18<sup>TH</sup>

#### ~ "Family Day" ~

Open Class Horse Show - Games  
Commercial Booths Open – Huck Olson Arena  
4-H Fashion Revue - Bandshell  
followed by 4-H Awards Program followed by Century Farms  
& Crowning of Emerging Leaders & 4-H Grand Champions  
Midway Opens  
Pedal Pull in Front of Arena  
Church Service – Bandshell  
Gospel Music – Bandshell  
Power Wheels Demo Derby – Grandstand  
Demo Derby – WFO Promotions – Grandstand  
Exhibits Released  
Bandshell Open

## FIREWORKS

### Wednesday at Dusk

Sponsored By  
TODD ARMSTRONG SHOWS  
PENNINGTON CO. FAIR BOARD  
*View from the Fairgrounds*

**PARKING:** \$3.00 per day or \$6.00 season pass.

Handicapped parking reserved by the arena and grandstand.  
Cars will be parked by the Tennis Club.  
No free parking for exhibitors or workers.

**EXHIBITORS:** Livestock entries use West entrance (off Barzen Ave.)

**PUBLIC ENTRANCE:** Use only West, North and East entrances to the fairgrounds.