

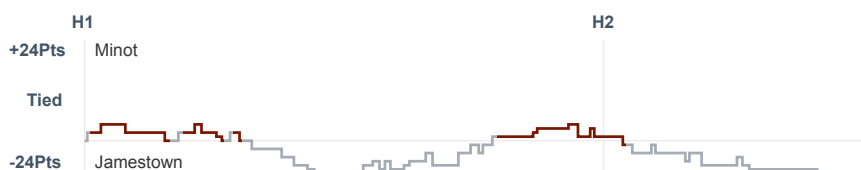
Box Score Report

MHS vs Jamestown - Jan 19, 2019 - L 58-78

Period Stats

Team	1	2	Final
MHS	35	23	58
JHS	34	44	78

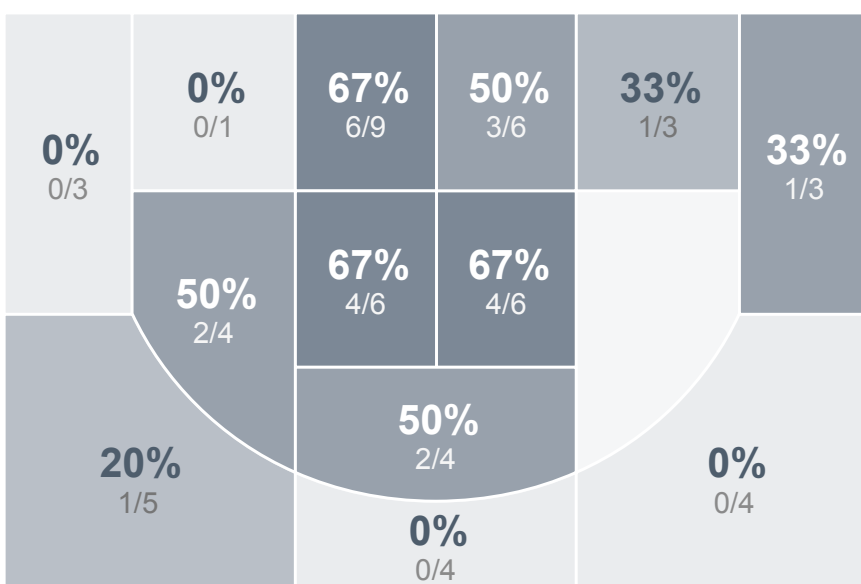
Run Graph



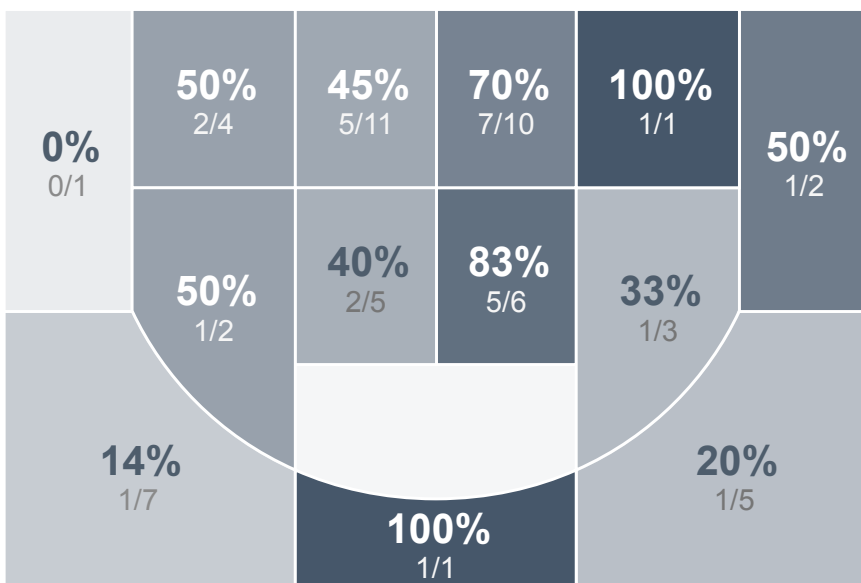
Team Stats

	MHS	JHS
Field Goal %	41.4%	48.3%
Effective Field Goal %	43.1%	51.7%
2FG Made/Attempted	22/39	24/42
2FG%	56.4%	57.1%
3FG Made/Attempted	2/19	4/16
3FG%	10.5%	25.0%
FT Made/Attempted	8/12	18/22
Free Throw Percentage	66.7%	81.8%
Points Per Possession	0.82	1.19
Transition Points	2	8
Points Off Turnovers	10	8
Second Chance Points	4	13
Points in the Paint	34	38
Offensive Rebounds	6	12
Defense Rebounds	20	28
Assists	8	11
Deflections	4	2
Steals	6	2
Blocks	1	4
Turnovers	13	9
Personal Fouls	20	18
Charges Taken	1	0

Minot



Jamestown



Minot's Player Stats

Name	Pts	FG	3FG	FT	+/-	MINS	OREB	DREB	AST	DEFL	STL	BLK	TO	FOUL	CHG
#1 Hunter Danelson	0	0/0	0/0	0/0	-9	8	0	0	1	0	0	0	1	1	0
#3 Johnny Butz	0	0/0	0/0	0/0	+3	2	0	0	0	0	0	0	0	0	0
#13 Jacob Schiele	5	2/3	1/2	0/0	+3	14	0	0	1	1	3	0	0	0	0
#20 Will Richmond	4	2/2	0/0	0/0	+3	2	0	0	0	0	0	1	0	0	0
#22 Tucker Olson	0	0/2	0/2	0/0	-9	12	0	1	0	0	0	0	1	1	0
#23 Deonte' Martinez	4	1/8	0/1	2/3	-12	29	0	4	2	0	0	0	2	4	0
#24 Jaxon Gunville	14	7/15	0/5	0/0	-16	28	0	5	1	0	0	0	1	3	0
#25 Alex Schimke	14	4/11	1/5	5/5	-14	30	1	3	3	1	2	0	3	2	0
#30 Caden Johnson	0	0/0	0/0	0/0	-11	7	0	2	0	0	0	0	0	2	0
#34 Derry Lentz	2	1/6	0/4	0/0	-27	21	1	0	0	1	0	0	3	3	0
#40 Easton Larson	15	7/11	0/0	1/4	-11	31	2	5	0	1	1	0	2	4	1

Jamestown's Player Stats

Name	Pts	FG	3FG	FT	+/-	MINS	OREB	DREB	AST	DEFL	STL	BLK	TO	FOUL	CHG
#1 Dawson Douty	8	2/6	2/4	2/2	+7	22	0	0	1	0	1	1	2	2	0
#2 Brooks Carroll	0	0/0	0/0	0/0	-4	2	0	0	0	0	0	0	0	0	0
#4 Zeb Willer	1	0/1	0/0	1/2	-2	1	1	0	0	0	0	0	1	0	0
#5 Ryder Lunzman	0	0/3	0/2	0/0	+4	22	0	2	0	1	1	0	0	3	0
#11 Carson Kidd	0	0/1	0/0	0/0	-2	1	0	0	0	0	0	0	0	0	0
#12 Max Anderson	0	0/0	0/0	0/0	-2	1	1	0	0	0	0	0	1	0	0
#14 Boden Skunberg	23	10/19	1/5	2/2	+23	34	3	10	3	0	0	2	1	1	0
#15 Jared Kallenbach	10	5/9	0/3	0/0	+25	31	2	3	3	0	0	0	1	3	0
#23 Jacob Hilgemann	3	1/1	1/1	0/0	+10	9	0	3	0	0	0	0	0	1	0
#24 Carson Lamp	0	0/1	0/0	0/0	+1	6	0	0	2	0	0	0	1	1	0
#25 Tyler Burnham	0	0/0	0/0	0/0	-1	1	0	0	0	0	0	0	0	0	0
#30 Keith Levin	0	0/0	0/0	0/0	-3	1	1	0	0	0	0	0	0	0	0
#33 Mason Walters	21	6/9	0/0	9/11	+23	20	2	10	0	0	0	1	1	2	0
#34 Noah Wegenast	3	1/4	0/0	1/2	+4	15	0	0	1	0	0	0	1	2	0
#35 Carter Moser	9	3/4	0/1	3/3	+17	14	2	0	1	1	0	0	0	3	0