

OUR LADY OF PORT RICHMOND SCHOOL



Second Graders; hold onto your thinking caps!
Next Stop: Third Grade



Summer Packet

As your child is getting ready to cross over into third grade, it is important to continue practicing what they have learned in the past academic year, as well as preparation for the upcoming year. Here is a packet of assignments to do over the summer to keep their minds fresh and sharp! All work must be brought back the first day of school! The children will need to practice cursive writing as they will be expected to write in cursive when they begin. A great website to use is <http://www.ket.org/itvvideos/offering/reading/cursive.htm>.

The book that your child will be reading is **Freckle Juice** by Judy Blume. All students will need to purchase the book so that they can review with the third grade teacher in September.

All assignments are to be done solely by the student and in cursive writing if they are comfortable if they are not yet comfortable with cursive they may print neatly. It is extremely important that your child practice his or her math facts including multiplication as well as cursive throughout the summer.

It is always helpful to set aside some time each day to work with your child. A little can be done each day. They must know their Multiplication facts up to 5. They will take quizzes daily that will be timed. Please do not wait until the last minute and rush through the work. The children will be receiving a grade for their assignments and it is meant to help your child continue to grow academically throughout the summer. If their assignments are not handed in on time, there will be points deducted for each day it is late.

I hope that you have a safe and happy summer! God bless!



Freckle Juice Vocabulary

Vocabulary

sigh To exhale audibly in a long deep breath, as in weariness or relief.

manner A way of acting or behavior.

average typical or normal

overdue Coming or arriving after the scheduled or expected time

mumble To lower the voice or partially closing the mouth and speaking

sensible good sense or judgment

chatter noisy talk

refuse to show unwillingness towards something

formula directions for making something

Brown Bag Book Report

You may use a brown supermarket bag or a small brown lunch bag to complete your report. This project must be done by each student and brought the first day of school. You will be sharing your bag with the class. This will be your first Reading and Listening and Speaking grade. Please follow what you will need to do below. Be creative and have fun! I can't wait for you to share your bag and show your creativity!

Front of Bag

-recreate the story cover be sure to include the title and author of the book. Be sure to include your name on the front.

Inside the Bag

- choose something to symbolize the main character. (It should be an object)
- describe what you and Andrew Marcus have in common as a third grader. (It can be written or an object to show the class)
- create a recipe for a secret formula and put it in the bag. Explain what strange things your formula can do.

Back of Bag

-On the back of the bag write a brief summary of the story. Your summary should be at least 3 to 5 sentences. Be sure to use complete sentences and your best handwriting or printing which ever you are most comfortable with.

Freckle Juice by Judy Blume
Brown Bag Book Report Rubric

1. **Front of the bag:** looked like the cover of the book (25 Points) _____

was colored and neatly done

2. **Inside the bag:** contained the 3 requirements (35 Points) _____

_____ Object to represent Main Character

_____ Recipe

_____ Something that you and Andrew Marcus had in common

3. **Back of the Bag:** A 3-5 sentence summary about the story was written on the back of the bag. (25 Points) _____

4. **Listening and Speaking** (5 Points) _____

-spoke loud and clear

-able to understand what they were saying

5. **Neatness:** the overall project was neatly written and colored. (5 Points) _____

Completed Math Packet Points Total _____

Comments:

Name _____

Confirmation _____

The Hail Mary (Angelic Salutation)

Hail Mary, full of grace! The

Lord is with thee; blessed art thou

amongst women and blessed is

the fruit of thy womb, Jesus.

Holy Mary, Mother of God, pray

for us sinners, now and at the

hour of our death. Amen.

Freckle Juice by Judy Blume
Brown Bag Book Report Rubric

1. **Front of the bag:** looked like the cover of the book (25 Points) _____

was colored and neatly done

2. **Inside the bag:** contained the 3 requirements (35 Points) _____

_____ Object to represent Main Character

_____ Recipe

_____ Something that you and Andrew Marcus had in common

3. **Back of the Bag:** A 3-5 sentence summary about the story was written on the back of the bag. (25 Points) _____

4. **Listening and Speaking** (5 Points) _____

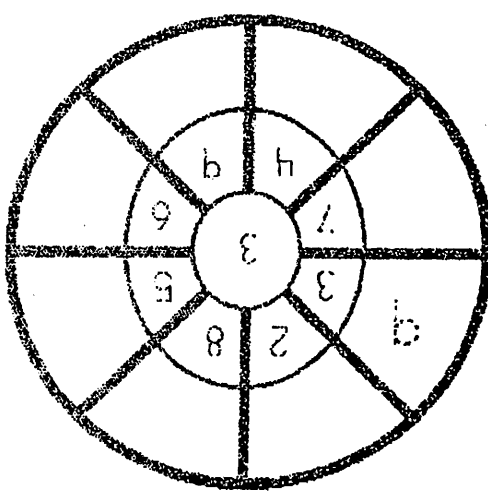
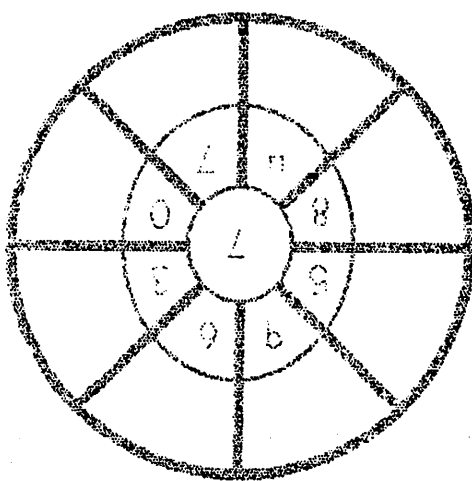
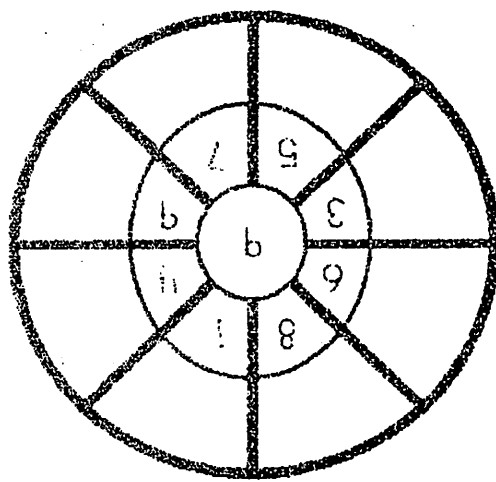
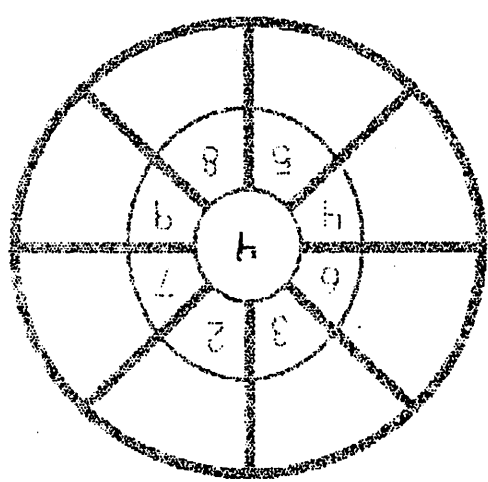
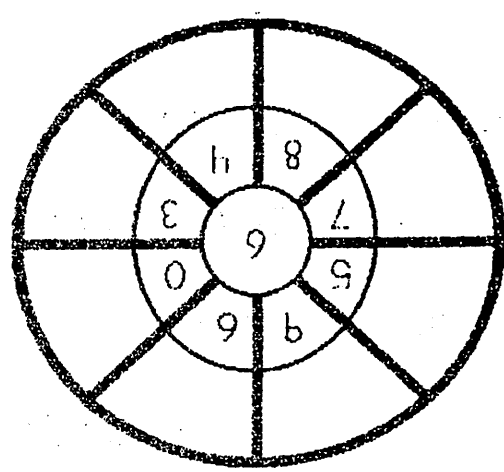
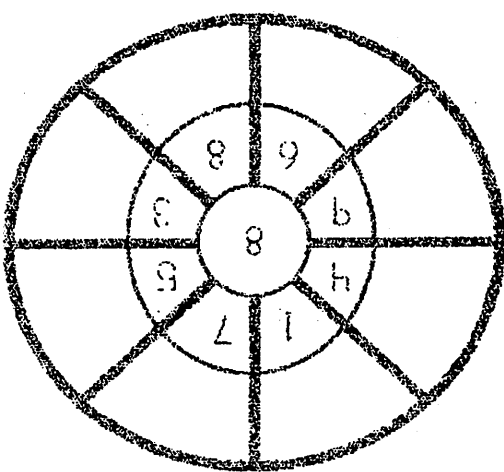
-spoke loud and clear

-able to understand what they were saying

5. **Neatness:** the overall project was neatly written and colored. (5 Points) _____

Completed Math Packet Points Total _____

Comments:



Multiply the number in the center of the wheel by the number in the middle to find the number on the outside.

Multiplication Wheels

Using nouns

Grade 3 Grammar Worksheet

Circle the nouns:

baseball	celebrate	jellyfish	cobwebs	hydrant
giraffes	pancakes	furniture	hide	quicksand
wanted	toothbrush	exciting	library	geese
flying	quilt	rainstorm	airplane	lettuce
butter	quiet	fireflies	scarecrow	quibble

Complete the sentences using nouns from above.

1. She brought an umbrella in case of a _____.
2. I only like _____ and croutons in my salads.
3. My dog couldn't wait to get to the fire _____.
4. The tallest animals at the zoo are _____.
5. I am going to pilot school to learn to fly an _____.
6. During spring cleaning we get rid of all the _____.
7. The librarian at our local _____ is very helpful.
8. The _____ that fly above us make a lot of noise.
9. My mom wants new _____ for our family room.
10. Beth loves to collect _____ in a jar.

Build a 3-digit number from the parts

Grade 3 Place Value Worksheet

Example: $836 = 800 + 30 + 6$

Write the 3-digit numbers

1. _____ $200 + 50 + 7$

2. _____ $800 + 20 + 4$

3. _____ $400 + 40 + 9$

4. _____ $900 + 80 + 6$

5. _____ $700 + 90 + 1$

6. _____ $800 + 60 + 8$

7. _____ $800 + 8$

8. _____ $500 + 5$

9. _____ $900 + 40 + 8$

10. _____ $500 + 10 + 9$

11. _____ $500 + 60 + 3$

12. _____ $500 + 20 + 7$

13. _____ $400 + 50$

14. _____ $900 + 80$

15. _____ $500 + 60 + 8$

16. _____ $500 + 50 + 4$

17. _____ $300 + 40 + 5$

18. _____ $100 + 20$

Round 3-digit numbers to the nearest 100

Grade 3 Rounding Worksheet

Example: 689 rounded to the nearest 100 is 700

Round to the nearest hundred.

1. $\underline{6}60 =$ _____ 2. $\underline{1}07 =$ _____ 3. $\underline{4}13 =$ _____

4. $\underline{3}63 =$ _____ 5. $\underline{2}28 =$ _____ 6. $\underline{6}87 =$ _____

7. $\underline{1}64 =$ _____ 8. $\underline{7}32 =$ _____ 9. $\underline{4}07 =$ _____

10. $\underline{2}68 =$ _____ 11. $\underline{8}10 =$ _____ 12. $\underline{7}56 =$ _____

13. $\underline{5}21 =$ _____ 14. $\underline{4}97 =$ _____ 15. $\underline{3}12 =$ _____

16. $\underline{4}73 =$ _____ 17. $\underline{2}55 =$ _____ 18. $\underline{8}29 =$ _____

19. $\underline{6}35 =$ _____ 20. $\underline{6}95 =$ _____ 21. $\underline{4}43 =$ _____

Multiplication Tables - 2 & 3

Grade 3 Multiplication Worksheet

Find the product.

1. $1 \times 2 =$ _____ 2. $7 \times 2 =$ _____ 3. $11 \times 2 =$ _____

4. $6 \times 3 =$ _____ 5. $11 \times 3 =$ _____ 6. $3 \times 2 =$ _____

7. $5 \times 3 =$ _____ 8. $6 \times 2 =$ _____ 9. $9 \times 2 =$ _____

10. $12 \times 2 =$ _____ 11. $7 \times 3 =$ _____ 12. $10 \times 3 =$ _____

13. $3 \times 3 =$ _____ 14. $8 \times 2 =$ _____ 15. $12 \times 3 =$ _____

16. $4 \times 3 =$ _____ 17. $10 \times 2 =$ _____ 18. $8 \times 3 =$ _____

19. $9 \times 3 =$ _____ 20. $2 \times 2 =$ _____ 21. $5 \times 2 =$ _____

22. $2 \times 3 =$ _____ 23. $4 \times 2 =$ _____ 24. $1 \times 3 =$ _____

25. $2 \times 3 =$ _____ 26. $11 \times 3 =$ _____ 27. $3 \times 3 =$ _____

Round numbers to the nearest 10 or 100

Grade 3 Rounding Worksheet

Example: 4,689 rounded to the nearest 1,000 is 5,000

Round to the accuracy of the underlined digit.

1. 1,311 = _____ 2. 4,862 = _____ 3. 412 = _____

4. 1,042 = _____ 5. 9,785 = _____ 6. 1,032 = _____

7. 576 = _____ 8. 6,350 = _____ 9. 6,895 = _____

10. 3,328 = _____ 11. 706 = _____ 12. 9,521 = _____

13. 5,469 = _____ 14. 9,182 = _____ 15. 9,579 = _____

16. 5,914 = _____ 17. 6,287 = _____ 18. 1,873 = _____

19. 323 = _____ 20. 6,923 = _____ 21. 185 = _____


Name _____

Date _____


Multiplication Practice

Write a number sentence for each array.


1.




2.




3.




4.




5.



6.




7.




8.




9.




10.



11.



12.




Name _____

Date _____


Multiplication Practice

Write a number sentence for each array.


1.




2.



3.




4.



5.




6.




7.




8.




9.



10.



11.



12.

