

Effective February 1, 2013



# THE FINIAL COMPANY

2013 Drapery Hardware Suggested Retail Price List



CUSTOM SOLUTIONS 4

STEEL 11

WOOD AND RESIN 26

SPECIAL COLLECTIONS

ESSENTIAL SETS 45

THE MODERN COLLECTION 46

OUTDOOR HARDWARE COLLECTION 49

TRAVERSE SYSTEMS 53


FINISHES 70

TERMS AND CONDITIONS OF SALE 71

# custom solutions

## custom steel brackets made to your specifications

Catalog page 6




Ceiling Mount Bracket

**BL4**

\$50.00 ea

Catalog page 6




Double Bracket

**DBL1**

\$75.00 ea

Catalog page 6




Single Bracket

**FBKT**

\$65.00 ea

Catalog page 6



T-Bracket

**TBKT**

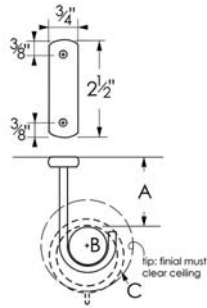
\$65.00 ea

### BL4, custom steel ceiling mount bracket

please specify:

- A. drop (distance from ceiling to top of pole)
- B. pole size and profile
- C. rings to be used, if any

*note: minimum drop is contingent upon which finial and ring is chosen*  
 2½"W ceiling plate comes standard, unless otherwise specified

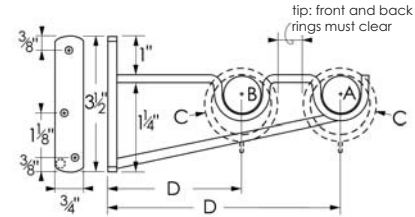


### DBL1, custom steel double bracket

please specify:

- A. front pole size and profile
- B. back pole size and profile
- C. outside diameter of rings to be used
- D. front and back returns (distance from wall to center of cradle)

*note: returns are contingent upon which poles and rings are chosen*  
 3½"H backplate comes standard, unless otherwise specified

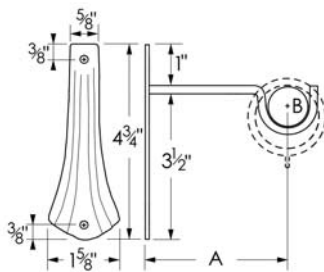


### FBKT, custom steel single bracket

please specify:

- A. return (distance from wall to center of cradle)
- B. pole size and profile

*note: 4¾"H backplate may not be modified*

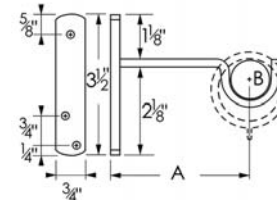


### TBKT, custom steel T-bracket

please specify:

- A. return (distance from wall to center of cradle)
- B. pole size and profile

*note: 3½"H backplate comes standard, unless otherwise specified*



#### Options:

- For a custom bracket with return or drop distance in excess of 8", add the following custom bracket modification fee: **\$25.00 SRP per bracket** (Includes a recommended support arm.)
- To modify an existing Standard Bracket, add a Standard Bracket Modification fee: **\$50.00 SRP per bracket**
- Support bars can be added to existing Standard Brackets, add the following fee: **\$20.00 SRP per bracket.**

## custom enhancements for steel brackets or rings

Catalog page 6



Long Leaf

1 1½"L

**LL**

\$45.00 ea

This leaf can be welded to the front of any steel bracket with a maximum return of 8".

When ordering your bracket, please specify addition of LL.

Welding fee applies

- spot weld: **\$12.00 SRP ea**

Catalog page 6



Short Leaf

5½"L

**SL**

\$52.00 ea

This leaf can be welded to the front of any steel bracket with a maximum return of 3½".

When ordering your bracket, please specify addition of SL.

Welding fee applies

- spot weld: **\$12.00 SRP ea**

Catalog page 6



Steel Leaf

2¼"L x 1¾"W

**SL3**

\$20.00 ea


This leaf can be welded to any steel ring or steel bracket.

When ordering your ring or bracket, please specify addition of SL3, and in what position it should be attached.

Welding fee applies

- spot weld: **\$12.00 SRP ea**

Catalog page 6




Any Rosette or End Cap


Any rosette or end cap can be added to any wood or steel bracket. Rosettes and end caps sold separately.

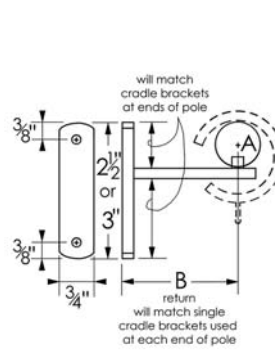
When ordering your bracket, please specify addition of rosette or end cap and the following:

1. rosette medallion or end cap to be added, sold separately
2. attachment method:
  - drill and tap: **\$10.00 SRP ea** or
  - spot weld: **\$12.00 SRP ea** (for steel rosettes and steel end caps on steel brackets only)

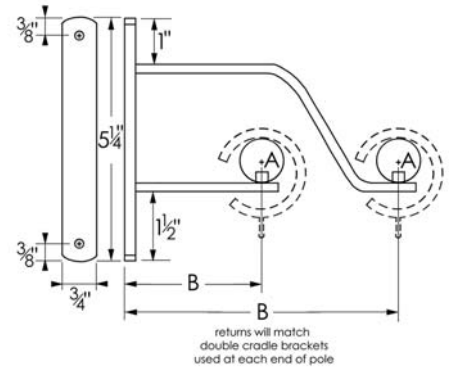
bypass brackets

 Catalog page 7 Single Bypass Bracket
standard 6" return <b>SCB6</b> \$25.00 ea
standard 3½" return <b>SCB35</b> \$22.00 ea
custom return <b>SCBC</b> \$38.00 ea

 Catalog page 7 Double Bypass Bracket
custom front and back return <b>SCBCDBL</b> \$55.00 ea



SCBC



SCBCDBL

please specify the follow for SCBC or SCBCDBL, if selected:

A. RR100 (1" pole), RR125 (1¼" pole) or RR175 (1¾" pole)

B. SCBC return distance from wall to center of pole or

SCBCDBL front and back return distance from wall to center of each pole

*note: return may be restricted by the size of poles and rings specified*

Option: For a custom bracket with return or drop distance in excess of 8", add the following custom bracket modification fee: \$25.00 SRP per bracket (Includes a recommended support arm.)

C-rings

 Catalog page 7 1½"ID, 2"OD <b>CRSR3</b> \$7.00 ea
---

 Catalog page 7 2¼"ID, 2¾"OD <b>CRSR7</b> \$8.00 ea
---

 Catalog page 7 2½"ID, 3"OD <b>CRSR12</b> \$8.00 ea
---

CRSR3, use with bypass brackets and pole RR100  
 CRSR7, use with bypass brackets and pole RR125  
 CRSR12, use with bypass brackets and pole RR175

steel swing arms

 Catalog page 7 maximum length 36" 1" diameter pole RD125 8½"H x 1¼"W backplate L9328 finial, 1¾"Dia, included scroll, 7"H x 16"Deep, included <b>LARGE SWING ARM</b> please specify "with scroll" \$450.00 ea
--

 Catalog page 7 maximum length 36" 1" diameter pole RD125 8½"H x 1¼"W backplate L9328 finial, 1¾"Dia, included <b>LARGE SWING ARM</b> please specify "without scroll" \$365.00 ea
---

 Catalog page 7 maximum length 20" ½" diameter pole 50SRB 4"H x ¾"W backplate EC4 finial, ¾"L X 1½"W, included <b>SMALL SWING ARM</b> \$250.00 ea
---

please note for LARGE SWING ARM or SMALL SWING ARM: other finials may be used but sold separately

# custom solutions

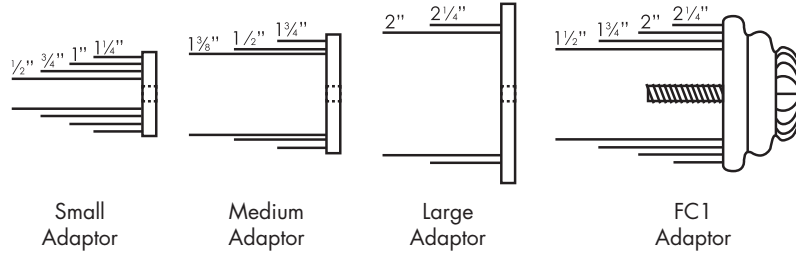
## finial adaptors

If the finial you want isn't in the diameter you need, you can add a finial adaptor.

The finial adaptor acts as the new finial base.

Select a finial adaptor size from the **base adaptor size** chart, specify "add finial adaptor" and add the following upcharge.

- small, medium, or large: \$12.00 SRP per adaptor or
- FC1: \$25.00 SRP per adaptor



Catalog page 8		base adaptor size	use for pole diameters
		small: 1 3/8" Dia	1/2", 3/4", 1", 1 1/4"
		medium: 2" Dia	1 1/2"-1 3/4"
		large: 3" Dia	2"-2 1/4"
		FC1: 2 1/2" Dia	1 1/2"-1 3/4", 2"-2 1/4"

### Finial Adaptor Tips:

- It is typically easier and more visually pleasing to adapt a finial to a larger diameter pole, rather than a smaller diameter pole.
- Many finials are located in multiple size categories because they look appropriate for several pole sizes; you may not need an adaptor.

## custom tiebacks

### custom steel tieback

<p>Catalog page 8</p> <p>8"L x 6 1/2" projection</p> <p><b>STBA1</b></p> <p>\$108.00 ea</p>	<p>Catalog page 8</p> <p>6"L 4 1/2" projection</p> <p><b>TBA</b></p> <p>\$27.00 ea</p>
---	--

### Methods of attaching finial or rosette to custom tiebacks:

- Drill and tap for any finial or rosette: \$10.00 SRP ea
- Spot weld for steel finial or rosette only : \$12.00 SRP ea
- Specify if "face" mount or "tip" mount

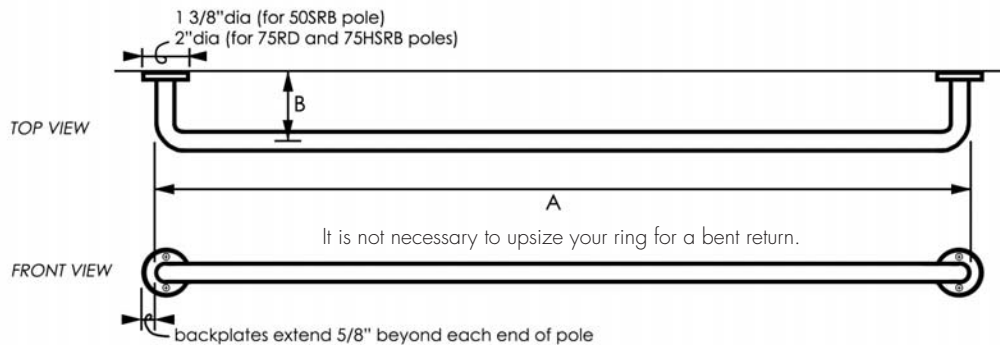
STBA1 shown with R73 rosette face mount. Rosette sold separately.

TBA shown with L651 finial tip mount. Finial sold separately.

## custom pole returns

Bent and mitered return fees are charged per return. Double pole treatments are also available with bent or mitered returns on the front pole. Please call us for details.

steel pole bent returns: \$80.00 SRP per return



### Product Information

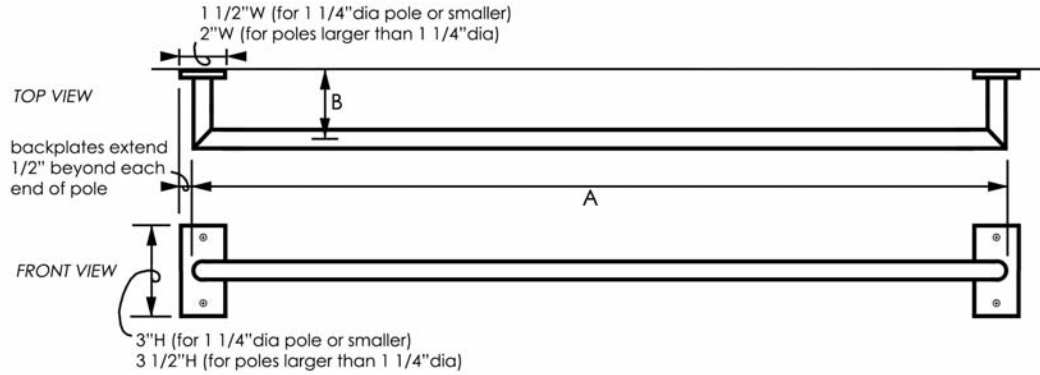
- Available on steel poles: 1/2" 50SRB, 3/4" 75RD, or 3/4" 75HSRB
- Sold in 1 foot increments, 2 foot minimum
- Cut to specified length. Fall off will not be saved or shipped.
- Backplate: 1 3/8" diameter for 50SRB or 2" diameter for 75RD and 75HSRB

### Please Specify

- A. Length of pole from outer return edge to outer return edge
- B. Return (distance from wall to center pole)
- C. Pole item number
- D. Finish color

custom pole returns (continued)

steel pole mitered returns: \$64.00 SRP per return



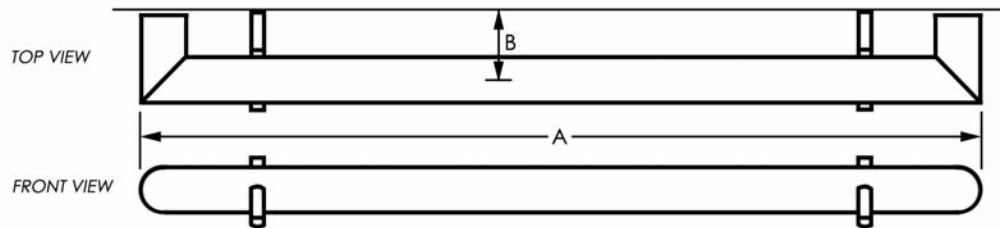
Product Information

- Available for any steel pole, except 1 1/4" TWCH125 and 1 3/4" TWCH
- Sold in 1 foot increments, 2 foot minimum
- Cut to specified length; fall off will not be saved or shipped
- Backplate: 3"H x 1 1/2"W or 3 1/2"H x 2"W, depending on pole diameter
- Ring inner diameter must be large enough to clear the pole miter, if used. See Ring Chart below.

Please Specify

- A. Length of pole from outer return edge to outer return edge
- B. Return (distance from wall to center pole)
- C. Pole item number
- D. Finish color

wood pole mitered returns: \$54.00 SRP per return



Product Information

- Available for any wood pole, except 1 3/8" 138TW, 2" 2TR, 2 1/4" 225TR, and 3" 3TR
- Sold in 2 foot increments, 2 foot minimum
- Cut to specified length; fall off will not be saved or shipped
- Ring inner diameter must be large enough to clear the pole miter, if used. See Ring Chart below.

Please Specify

- A. Length of pole from outer return edge to outer return edge
- B. Return (distance from wall to center pole)
- C. Pole item number
- D. Finish color

*please note:* Your choice of bracket, supports the main length of pole, while the mitered return is joined to the pole via wood glue and nails. Rings and/or draperies should not be installed on the mitered return. Return butts against the wall and is not attached to the wall. Weight should not be placed on the wood mitered return.

mitered returns – ring inner diameter chart

When a pole is mitered, the junction where the two pole pieces join is thicker than the pole diameter, and therefore a ring that would normally fit a certain pole diameter may not fit around a mitered corner. The minimum inner diameter of a ring for each mitered pole diameter is listed below.

Mitered Pole diameter	Ring Inner Diameter (minimum)
1/2"	7/8"
3/4"	1 1/8"
1"	1 1/2"
1 1/4"	1 7/8"
1 3/8"	2"
1 1/2"	2 1/4"
1 5/8"	2 3/8"
1 3/4"	2 5/8"
1 7/8"	2 3/4"
2"	3 1/4"
2 1/4"	3 3/8"
3"	4 3/8"

## bay window and corner window solutions

### miters for wood poles

We can miter our wood poles at any angle for you.

- Standard 45° miter cut (for 90° corners): \$54.00 SRP per connection
- Non-45° miter cut (for non-90° corners): \$80.00 SRP per connection

### miters for traverse wood fascia

We cannot miter system tracks, but traverse wood fascia can connect and miter at the corner.

- Standard 45° miter cut (for 90° corners): \$54.00 SRP per connection
- Non-45° miter cut (for non-90° corners): \$80.00 SRP per connection

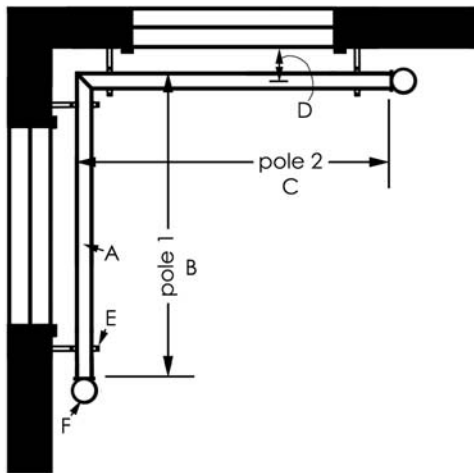
### miters and soft bends for steel poles

Miters are available for all steel poles, except for 1¼" TWCH125 and 1¾" TWCH.

Soft bends are only available for ½" 50SRB, ¾" 75RD and 75HSRB poles at 90° angle or larger.

- Standard 45° miter cut (for 90° corners): \$64.00 SRP per connection
- Non-45° miter cut (for non-90° corners): \$90.00 SRP per connection
- Soft bends (for ≥ 90° corners): \$80.00 SRP per bend

### 90° inside corner window



#### Required Measurement Information

*please include with your order:*

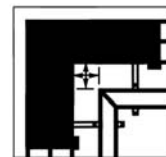
- A. pole size and profile
- B. length of pole 1\*
- C. length of pole 2\*
- D. return (distance from wall to center of bracket cradle)
- E. chosen brackets
- F. chosen finials
- G. chosen rings, if any

#### \* What are pole deductions?

##### Pole Deductions for Brackets

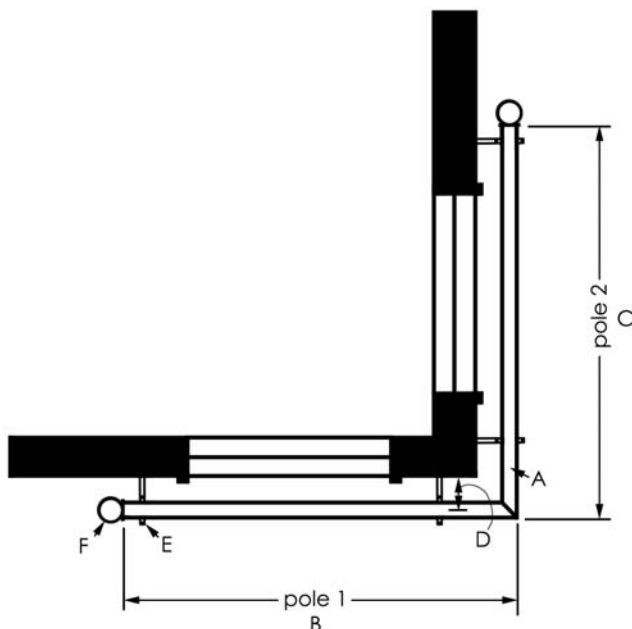
When measuring your pole length for inside corner installations, remember that the poles do not reach the corner due to your brackets.

See diagram.



pole deduction for brackets

### 90° outside corner window



#### Required Measurement Information

*please include with your order:*

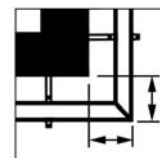
- A. pole size and profile
- B. length of pole 1\*
- C. length of pole 2\*
- D. return (distance from wall to center of bracket cradle)
- E. chosen brackets
- F. chosen finials
- G. chosen rings, if any

#### \* What are pole additions?

##### Pole Additions for Brackets

When measuring your pole length for outside corner installations, remember that the poles extend beyond the corner due to your brackets.

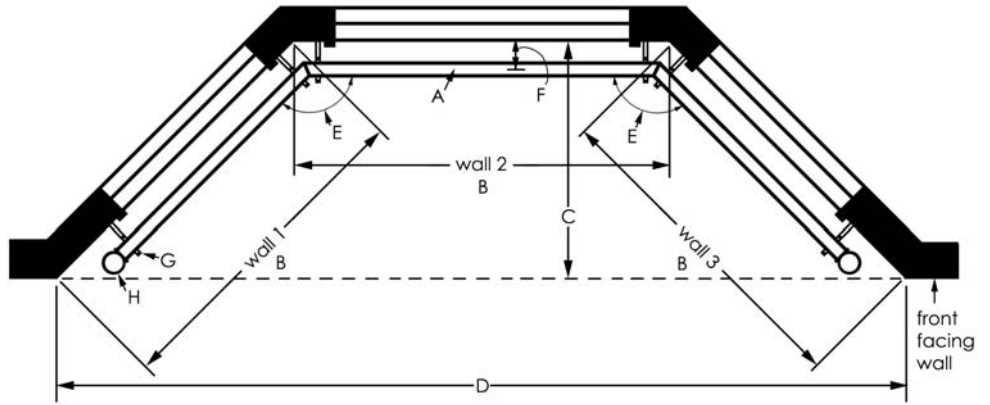
See diagram.



pole addition for brackets



bay window and corner window solutions (continued)



bay window corner miters or soft bends

Required Measurement Information

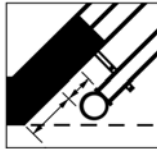
please include with your order:

- A. pole size and profile
- B. length of walls (wall 1, wall 2, and wall 3)\*
- C. distance from front facing wall to wall 2
- D. width of opening on front facing wall
- E. angle of each miter or soft bend
- F. return (distance from wall to center of bracket cradle)
- G. chosen brackets
- H. chosen finials
- I. chosen rings, if any

\* What are pole deductions?

Pole Deductions for Finials

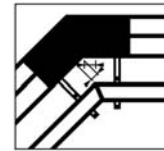
When measuring your pole length for bay window installations, please consider where on wall 1 and wall 3 you want your finials to be positioned. Do you want them behind the opening of the front facing wall? See diagram.



pole deductions for finials

Pole Deductions for Brackets

When measuring your pole length for corner installations, remember that the poles do not reach the corner due to your brackets. See diagram.



pole deductions for brackets

arched window poles, rings, and brackets

Steel poles available for arched window bending

- 50SRB - RD125
- 75RD - SRT2
- 75HSRB - TWCH125
- SRT1 - TRT

Bending for standard or eyebrow arches, add the following upcharge:

- Single arch bend: \$600.00 SRP per bend

If total length of arch specified requires 2 poles and, therefore, a splice, 2 bends are required. Add the following upcharge.

- Spliced arch, 2 bends: \$1200.00 SRP

For shipping some large arches, the factory will cut bent pole at apex (center) for no additional charge.

Rings must be spot welded into place, if using rings for vertical installation. Indicate ring locations on template drawing. Add the following upcharge.

- Spot welds: \$12.00 SRP per steel ring
- Steel rings sold separately.

Finials, brackets, and arched poles sold separately

Note: Additional support brackets are required for two-piece arch.

Note: Finials cannot be used on vertical arches due to ARBE bracket cups.

arched window custom brackets: made to your specifications

Catalog page 12

Arched Rod Center Bracket

custom return

**ARBC**

\$40.00 ea

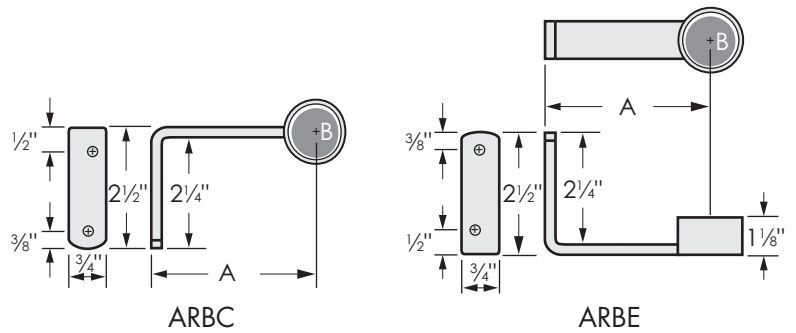
Catalog page 12

Arched Rod End Bracket for Vertical Arches

custom return; sold in pairs only

**ARBE**

\$110.00/pair



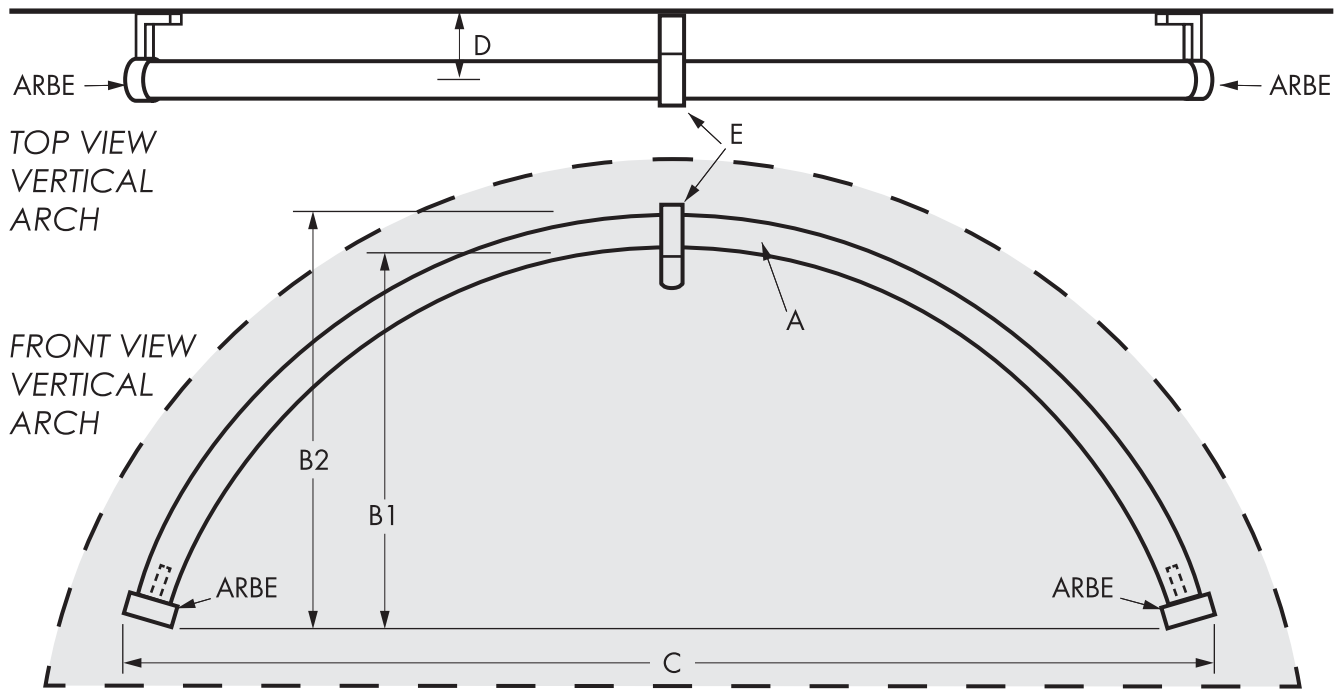
please specify for ARBC or ARBE

- A. return (distance from wall to center of cradle)
- B. pole size and profile

note: ARBC bracket cannot be used for installation with welded rings. Brackets without eyelet cradles may be substituted; sold separately.

note: ARBE bracket cups are custom made to fit pole profile.  
note: If welding rings to arch, outermost ring must be positioned 1 1/2" from end of pole due to the bracket cup.

## arched window required template



Draw entire installation to scale on large butcher paper

### How to Calculate Length of Pole Needed for Your Arch

arch width (inches) + arch height (inches) + 48" = total length of arched pole (inches)

#### Required Measurements

Paper template must be provided with every arched window order. Please mark the following measurements on the template:

- A. Pole size and profile
- B. Height of arch: please specify which height measurement you are using
  1. measurement from bottom center of pole to bottom of arch
  2. measurement from top center of pole to bottom of arch
- C. Width of arch (from outside edge to outside edge)
- D. Return (distance from wall to center of bracket cradle)
- E. Selected support bracket(s): please indicate position of each bracket
 

**note:** ARBE brackets must be used for ends of vertical arched poles
- F. Selected rings, if any, must be welded to vertical arch: please indicate position of each ring
 

**\*note:** Outermost rings must be 1 1/2" minimum from end of pole due to ARBE bracket cup

**\*note:** ARBC, custom center bracket, can not be used with welded rings; select a standard or custom cradle bracket for center support






Fill in and send this page with template and order.



Pole Length for Arch	
(A) Pole Size and Profile	
(B) Height of Arch <input type="checkbox"/> (B1) <input type="checkbox"/> (B2)	
(C) Width of Arch	
(D) Return	
(E) Support Bracket* Item #	
End Brackets Item #	
Quantity Indicated on Template	
(F) Rings* Item #	
Quantity Indicated on Template	

NEED SOMETHING DIFFERENT THAN WHAT YOU SEE HERE?





Call us with your special request; and we can quote it for you.

**1/2" finials**

<p>Catalog page 14</p>  <p>7/8"L x 1 1/4"W</p> <p><b>EC4</b></p> <p>\$37.00 ea</p>	<p>Catalog page 14</p>  <p>1 1/2"L x 1 3/8"W, 7/8" base</p> <p><b>F050-1C</b></p> <p>\$30.00 ea</p>	<p>Catalog page 14</p>  <p>1 1/2"L x 1 3/8"W, 7/8" base</p> <p><b>F050-1S</b></p> <p>\$30.00 ea</p>	<p>Catalog page 14</p>  <p>1 1/8" sq, 1 5/8"L x 1 1/2"W, 7/8" base</p> <p><b>F050-2C</b></p> <p>\$30.00 ea</p>	<p>Catalog page 14</p>  <p>1 1/8" sq, 1 5/8"L x 1 1/2"W, 7/8" base</p> <p><b>F050-2S</b></p> <p>\$30.00 ea</p>
---	--	--	---	---

<p>Catalog page 14</p>  <p>7/8"L x 1"W, 7/8" base</p> <p><b>F050-3</b></p> <p>\$30.00 ea</p>	<p>Catalog page 14</p>  <p>1 3/4"L x 1 1/4"W, 1" base</p> <p><b>S93</b></p> <p>\$24.00 ea</p>	<p>Catalog page 14</p>  <p>1"L x 1"W</p> <p><b>SF35</b></p> <p>\$25.00 ea</p>	<p>Catalog page 14</p>  <p>1"L x 1"W</p> <p><b>SF37</b></p> <p>\$30.00 ea</p>	<p>Catalog page 14</p>  <p>1"L x 1 1/8"W</p> <p><b>SF38</b></p> <p>\$30.00 ea</p>
---	--	--	--	--

**1/2" steel brackets** Bracket return measured from wall to center of cradle.

<p>Catalog page 15</p>  <p><b>Adjustable Steel Bracket</b></p> <p>2 3/8"-3 1/2" return 2" backplate, 1/2"W</p> <p><b>BKT050-1</b></p> <p>\$25.00 ea</p>	<p>Catalog page 15</p>  <p><b>Steel Double Bracket</b></p> <p>6" front return, 3" back return 2 1/2" backplate, 1/2"W</p> <p><b>BKT050-2</b></p> <p>\$35.00 ea</p>	<p>Catalog page 15</p>  <p><b>Steel Single Bracket</b></p> <p>6" return 2 1/2" backplate, 1/2"W</p> <p><b>BKT050-3</b></p> <p>\$25.00 ea</p>	<p>Catalog page 15</p>  <p><b>Steel Inside Mount Bracket Pair</b></p> <p>3/4" Deep 1" backplate, 3/4"W</p> <p><b>IMB050-1</b></p> <p>\$20.00 pair</p>
--	---	---	--

**1/2" diameter steel pole** Catalog page 15

**Product Information**

- Sold in 1 foot increments, 2 foot minimum
- Cut to specified length. Fall off will not be saved or shipped.
- Connector screw available for joining two poles for no additional charge.


**Please Specify**

- Item number
- Custom pole length
- Finish color
- Connector screw, if needed. *We recommend putting a support bracket at the connection.*
- Options, if selected (see list)

**Options, see pages 6-10**


- Mitered returns: **\$64.00 SRP per return**
- Bent returns: **\$80.00 SRP per return**
- Standard 45° miter cut (for 90° corners): **\$64.00 SRP per connection**
- Non-45° miter cut (for non-90° corners): **\$90.00 SRP per connection**
- Soft bends: **\$80.00 SRP per bend**
- Arches: **\$600.00 SRP per bend**

round solid pole Maximum continuous length: 240 inches (20')


	Item Number	2 FT	3 FT	4 FT	5 FT	6 FT	7 FT	8 FT	per FT
	<b>50SRB</b>	\$45.00	\$67.50	\$90.00	\$112.50	\$135.00	\$157.50	\$180.00	\$22.50

**1/2" rings**

smooth steel, specify finish

<p>Catalog page 15</p>  <p>3/4" ID, 1 1/8" OD</p> <p><b>SR05</b></p> <p>\$5.50 ea</p>
--


ring drop



distance from pole to drapery top:  
SR05  
3/8"  
on 50SRB pole

**1/2" batons**


hammered steel, specify finish, 3/8" Dia Catalog page 15



<b>SBTN</b>	specify length up to 60"	\$40.00 ea
<b>SBTN+60</b>	specify length over 60" up to 96"	\$64.00 ea






**1/2" flexible wood elbow**






for connecting 1/2" - 1 1/4" diameter poles






<p>Catalog page 15</p>  <p><b>flexible wood elbow</b></p> <p>2"L (1 3/4"L when bent), 1 1/4" base</p> <p><b>125ELB</b></p> <p>\$48.00 ea</p>
---






# 3/4" steel






## 3/4" steel finials






<p>Catalog page 16</p>  <p>2 1/4"L x 1 1/4"W, 1 1/4" base</p> <p><b>45834</b></p> <p>\$24.00 ea</p>	<p>Catalog page 19</p>  <p>14"L x 1 1/2"W, 1 3/8" base</p> <p><b>BIRD</b></p> <p>►specify left or right (shown)</p> <p>\$112.50 ea</p>	<p>Catalog page 19</p>  <p>14"L x 10"W</p> <p><b>BRANCH W LEAF</b></p> <p>►specify left or right (shown)</p> <p>\$69.00 ea</p>	<p>Catalog page 16</p>  <p>7/8"L x 1 1/4"W</p> <p><b>EC4</b></p> <p>\$37.00 ea</p>	<p>Catalog page 17</p>  <p>4"L x 2"W, 1 3/4" base</p> <p><b>K657</b></p> <p>\$45.00 ea</p>
--	---	---	---	---

<p>Catalog page 16</p>  <p>5 1/8"L x 3 3/8"W, 1" base</p> <p><b>L651</b></p> <p>\$37.00 ea</p>	<p>Catalog page 18</p>  <p>7 1/2"L x 4 1/4"W, 1" base</p> <p><b>L848</b></p> <p>\$54.00 ea</p>	<p>Catalog page 17</p>  <p>5 3/4"L x 3 3/4"W, 1 1/2" base</p> <p><b>L885875</b></p> <p>\$37.00 ea</p>	<p>Catalog page 19</p>  <p>12 1/4"L x 7"W, 1 3/8" base without needles</p> <p><b>PB</b></p> <p>►specify left or right (shown)</p> <p>\$76.00 ea</p>	<p>Catalog page 19</p>  <p>12 1/4"L x 7"W, 1 3/8" base with needles</p> <p><b>PBN</b></p> <p>►specify left or right (shown)</p> <p>\$81.00 ea</p>
---	---	--	---	--

<p>Catalog page 16</p>  <p>1 3/4"L x 1 1/4"W, 1" base</p> <p><b>S93</b></p> <p>\$24.00 ea</p>	<p>Catalog page 16</p>  <p>1/2"L x 1 1/4"W</p> <p><b>SEC125</b></p> <p>\$30.00 ea</p>	<p>Catalog page 16</p>  <p>3 3/8"L x 2 3/8"W, 1 3/8" base</p> <p><b>SF1</b></p> <p>\$37.00 ea</p>	<p>Catalog page 16</p>  <p>2 1/4"L x 1 5/8"W, 1 1/4" base</p> <p><b>SF3</b></p> <p>\$37.00 ea</p>	<p>Catalog page 18</p>  <p>3 1/2"L x 6 3/4"W, 1 3/8" base</p> <p><b>SF19</b></p> <p>\$51.00 ea</p>
--	--	--	---	---

<p>Catalog page 18</p>  <p>6 1/2"L x 5 1/2"W, 1 1/4" base</p> <p><b>SF21</b></p> <p>►specify left or right (shown)</p> <p>\$65.00 ea</p>	<p>Catalog page 18</p>  <p>5 1/4"L x 5"W, 2" base</p> <p><b>SF22</b></p> <p>\$90.00/pair*</p>	<p>Catalog page 16</p>  <p>1 1/4"D</p> <p><b>SF36</b></p> <p>\$37.00 ea</p>	<p>Catalog page 18</p>  <p>7"L x 5 3/4"W, 1 1/2" base</p> <p><b>SF66</b></p> <p>►specify left or right (shown)</p> <p>\$65.00 ea</p>	<p>Catalog page 16</p>  <p>3 1/2"L x 2 1/4"W, 1 3/4" base</p> <p><b>SF69</b></p> <p>\$54.00 ea</p>
---	--	--	--	---

<p>Catalog page 16</p>  <p>2"L x 2 3/8"W, 1 1/4" square base</p> <p><b>SF133</b></p> <p>\$65.00 ea</p>	<p>Catalog page 17</p>  <p>2"L x 2"W, 1 3/8" base</p> <p><b>SF135</b></p> <p>\$37.00 ea</p>	<p>Catalog page 17</p>  <p>3"L x 2 3/4"W</p> <p><b>SF158B7</b></p> <p>\$45.00 ea</p>	<p>Catalog page 16</p>  <p>3 3/8"L x 2"W, 1 3/4" base</p> <p><b>SF180</b></p> <p>\$54.00 ea</p>	<p>Catalog page 17</p>  <p>2 3/4"L x 1 5/8"W, 1 1/4" square base</p> <p><b>SF201</b></p> <p>\$37.00 ea</p>
---	--	---	---	---

<p>Catalog page 16</p>  <p>1 3/8"D</p> <p><b>SF202A</b></p> <p>\$37.00 ea</p>	<p>Catalog page 16</p>  <p>2"D</p> <p><b>SF202B</b></p> <p>\$37.00 ea</p>	<p>Catalog page 18</p>  <p>8 1/2"L x 5 1/2"W</p> <p><b>SF205</b></p> <p>►specify left or right (shown)</p> <p>\$91.00 ea</p>	<p>Catalog page 18</p>  <p>5 3/4"L x 6 3/8"W, 1 1/4" base</p> <p><b>SF216</b></p> <p>\$69.00 ea</p>	<p>Catalog page 17</p>  <p>3 1/4"L x 3"W, 1 3/8" base</p> <p><b>SF236</b></p> <p>\$65.00 ea</p>
--	--	---	---	--

\*Sold in pairs only.

3/4" steel brackets Bracket return measured from wall to center of cradle.

 Catalog page 20 <b>Adjustable Steel Bracket</b> 3 3/8"-5" return 3 1/4" backplate <b>BKT075-100</b> \$25.00 ea	 Catalog page 20 <b>Steel Bracket</b> 6" return 2 1/2"W x 1 1/2"H backplate <b>CSL16</b> \$55.00 ea	 Catalog page 20 <b>Steel Eyelet Bracket</b> 3 1/2" return, eyelet 1"ID 3 1/2" backplate <b>EB1</b> \$46.00 ea	 Catalog page 20 <b>Inside Mount Steel Bracket</b> for poles 3/4" to 1 1/4"Dia 3/4" Deep, 1 5/8"W 1 1/8" backplate <b>IM125</b> \$32.00 ea	 Catalog page 20 <b>Steel Bracket</b> 6" return 2 1/2" backplate <b>L16</b> \$24.00 ea
	2 5/8" return 2 1/2"W x 1 1/2"H backplate <b>CSL125</b> \$44.00 ea	6" return, eyelet 1"ID 3 1/2" backplate <b>EB2</b> \$48.00 ea		2 1/2" return 2" backplate <b>L125</b> \$20.00 ea
	3 3/8" return 2 1/2"W x 1 1/2"H backplate <b>CSL135</b> \$47.00 ea	 Catalog page 20 <b>Steel Square Bracket</b> 2 1/2" return 2 1/2" backplate <b>L125SQ</b> \$27.00 ea	 Catalog page 20 <b>Steel Bracket</b> 6" return 3 5/8" backplate <b>L26</b> \$52.00 ea	3 3/8" return 2 1/2" backplate <b>L135</b> \$20.00 ea
		3 1/2" return 2 1/2" backplate <b>L135SQ</b> \$27.00 ea	3 1/2" return 3 5/8" backplate <b>L235</b> \$42.00 ea	2 1/2" return 2 1/2" backplate <b>L125100</b> \$20.00 ea
				3 1/2" return 2 3/8" backplate <b>L135100</b> \$20.00 ea

► For custom steel bracket pricing, see page 4: TBKT (T-bracket), DBL1 (double rod bracket), BL4 (ceiling mount bracket), and FBKT (single bracket)

3/4" diameter steel poles Catalog page 21

Product Information



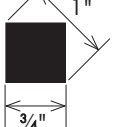
- Sold in 1 foot increments, 2 foot minimum
- Cut to specified length. Fall off will not be saved or shipped.
- Connector screw available for joining two poles for no additional charge.

Please Specify

- Item number
- Custom pole length
- Finish color
- Connector screw, if needed. *We recommend putting a support bracket at the connection.*
- Options, if selected (see list)




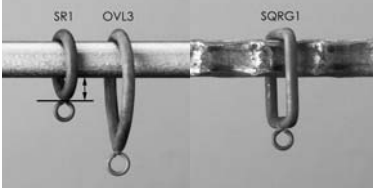
Options, see pages 6-10

- Mitered returns: **\$64.00 SRP per return**
- Bent returns: **\$80.00 SRP per return**  
*Note: Not available for SRH75 poles*
- Standard 45° miter cut (for 90° corners): **\$64.00 SRP per connection**
- Non-45° miter cut (for non-90° corners): **\$90.00 SRP per connection**
- Soft bends: **\$80.00 SRP per bend**  
*Note: Not available for SRH75 poles*
- Arches: **\$600.00 SRP per bend**  
*Note: Not available for SRH75 poles*

Item Number	2 FT	3 FT	4 FT	5 FT	6 FT	7 FT	8 FT	per FT
 round solid pole Maximum continuous length: 220 inches (18' 4")								
<b>75RD</b>	\$35.00	\$52.50	\$70.00	\$87.50	\$105.00	\$122.50	\$140.00	\$17.50
 hammered solid round pole Maximum continuous length: 118 inches (9' 8")								
<b>75SHRB</b>	\$90.00	\$135.00	\$180.00	\$225.00	\$270.00	\$315.00	\$360.00	\$45.00
 hammered solid square pole Maximum continuous length: 228 inches (19')								
<b>SRH75</b>	\$110.00	\$165.00	\$220.00	\$275.00	\$330.00	\$385.00	\$440.00	\$55.00

# 3/4" steel

## 3/4" rings

oval smooth steel	smooth steel	square smooth steel	ring drop
Catalog page 21 	Catalog page 21 	Catalog page 21 	
1 1/2"ID, 2"OD, 2 1/2"L <b>OVL3</b> \$8.00 ea	1"ID, 1 1/2"OD <b>SR1</b> \$6.00 ea	1 1/2"ID, 2 1/2"OD <b>SQRG1</b> \$6.00 ea	distance from pole to drapery top: SR1 OVL3 SQRG1 1/2" 1 1/2" 1 1/8" on 75RD pole on SRH75 pole

## 3/4" batons

Catalog page 21



fiberglass, white only, 3/8" Dia

<b>FBTN</b>	specify length up to 60"	<b>\$37.00 ea</b>
-------------	--------------------------	-------------------

Catalog page 21



hammered steel, specify finish, 3/8" Dia

<b>SBTN</b>	specify length up to 60"	<b>\$40.00 ea</b>
<b>SBTN+60</b>	specify length over 60" up to 96"	<b>\$64.00 ea</b>

## 3/4" flexible wood elbow

for connecting 1/2" - 1 1/4" diameter poles

Catalog page 21






flexible wood elbow



2"L (1 3/4"L when bent)  
1 1/4" base

**125ELB**




**\$48.00 ea**

## 1" steel finials

<p>Catalog pg 23</p>  <p>3½"L x 2¼"W, 1¾" base</p> <p><b>4519C</b></p> <p>\$45.00 ea</p>	<p>Catalog page 22</p>  <p>2¼"L x 1¼"W</p> <p><b>45834</b></p> <p>\$24.00 ea</p>	<p>Catalog page 25</p>  <p>14"L x 11½"W, 1¾" base</p> <p><b>BIRD</b></p> <p>►specify left or right (shown)</p> <p>\$112.50 ea</p>	<p>Catalog page 25</p>  <p>14"L x 10"W</p> <p><b>BRANCH W LEAF</b></p> <p>►specify left or right (shown)</p> <p>\$69.00 ea</p>	<p>Catalog page 22</p>  <p>¼"L x 1½"W, 1½" base</p> <p><b>EC1</b></p> <p>\$65.00 ea</p>
---	---	--	---	--

<p>Catalog page 22</p>  <p>½"L x 1¾"W, 1¾" base</p> <p><b>EC2</b></p> <p>\$43.00 ea</p>	<p>Catalog page 22</p>  <p>1½"L x 2½"W, 2" base</p> <p><b>EC135</b></p> <p>\$37.00 ea</p>	<p>Catalog page 22</p>  <p>4"L x 2"W, 1¾" base</p> <p><b>K657</b></p> <p>\$45.00 ea</p>	<p>Catalog page 23</p>  <p>5½"L x 3¾"W, 1" base</p> <p><b>L651</b></p> <p>\$37.00 ea</p>	<p>Catalog page 23</p>  <p>7½"L x 4¼"W, 1" base</p> <p><b>L848</b></p> <p>\$54.00 ea</p>
--	--	--	---	---

<p>Catalog page 23</p>  <p>5¾"L x 3¾"W, 1½" base</p> <p><b>L885875</b></p> <p>\$37.00 ea</p>	<p>Catalog page 23</p>  <p>2"L x 2"W</p> <p><b>L9328</b></p> <p>\$45.00 ea</p>	<p>Catalog page 23</p>  <p>2¾"L x 2"W, 1¾" base</p> <p><b>L9328B</b></p> <p>\$50.00 ea</p>	<p>Catalog page 25</p>  <p>12¼"L x 7"W with needles</p> <p><b>PB</b></p> <p>►specify left or right (shown)</p> <p>\$76.00 ea</p>	<p>Catalog page 25</p>  <p>12¼"L x 7"W</p> <p><b>PBN</b></p> <p>►specify left or right (shown)</p> <p>\$81.00 ea</p>
---	---	---	---	---

<p>Catalog page 22</p>  <p>1¼"D x ¼"L</p> <p><b>SEC125</b></p> <p>\$30.00 ea</p>	<p>Catalog page 23</p>  <p>3¾"L x 2¾"W, 1¾" base</p> <p><b>SF1</b></p> <p>\$37.00 ea</p>	<p>Catalog page 24</p>  <p>3½"L x 6¾"W, 1¾" base</p> <p><b>SF19</b></p> <p>\$51.00 ea</p>	<p>Catalog page 24</p>  <p>6½"L x 5½"W, 1¼" base</p> <p><b>SF21</b></p> <p>►specify left or right (shown)</p> <p>\$65.00 ea</p>	<p>Catalog page 23</p>  <p>5¼"L x 5"W, 1" base</p> <p><b>SF22</b></p> <p>\$90.00/pair*</p>
---	---	--	--	---






<p>Catalog page 23</p>  <p>3"L x 2½"W, 1¾" base</p> <p><b>SF45</b></p> <p>\$54.00 ea</p>	<p>Catalog page 24</p>  <p>7"L x 10¼"W, 1½" base</p> <p><b>SF59</b></p> <p>\$84.00/pair*</p>	<p>Catalog pg 24</p>  <p>7"L x 5¾"W, 1½" base</p> <p><b>SF66</b></p> <p>►specify left or right (shown)</p> <p>\$65.00 ea</p>	<p>Catalog pg 22</p>  <p>3½"L x 2½"W, 1¼" base</p> <p><b>SF69</b></p> <p>\$54.00 ea</p>	<p>Catalog pg 23</p>  <p>6"L x 3½"W, 1¾" base</p> <p><b>SF98</b></p> <p>\$65.00 ea</p>
---	---	---	--	---


<p>Catalog pg 24</p>  <p>4¼"L x 4¾"W, 2" base</p> <p><b>SF132</b></p> <p>\$65.00 ea</p>	<p>Catalog pg 22</p>  <p>2"L x 2¾"W, 1¼" square base</p> <p><b>SF133</b></p> <p>\$65.00 ea</p>	<p>Catalog pg 22</p>  <p>2"L x 2"W, 1¾" base</p> <p><b>SF135</b></p> <p>\$37.00 ea</p>	<p>Catalog pg 23</p>  <p>3"L x 2¾"W</p> <p><b>SF158B7</b></p> <p>\$45.00 ea</p>	<p>Catalog pg 23</p>  <p>3¾"L x 2"W, 1¾" base</p> <p><b>SF180</b></p> <p>\$54.00 ea</p>
--	---	---	--	--

\*Sold in pairs only.

# 1" steel

## 1" steel finials continued

<p>Catalog pg 22</p>  <p>2¾"L x 1¾"W, 1¼" square base</p> <p><b>SF201</b></p> <p>\$37.00 ea</p>	<p>Catalog pg 22</p>  <p>1½"D</p> <p><b>SF202A</b></p> <p>\$37.00 ea</p>	<p>Catalog page 22</p>  <p>2"D</p> <p><b>SF202B</b></p> <p>\$37.00 ea</p>	<p>Catalog page 24</p>  <p>8¼"L x 5½"W</p> <p><b>SF205</b></p> <p>\$91.00 ea</p>	<p>Catalog page 24</p>  <p>5¾"L x 6⅝"W, 1¼" base</p> <p><b>SF216</b></p> <p>\$69.00 ea</p>
--	---	--	--	---

<p>Catalog page 23</p>  <p>6¾"L x 3¾"W, 2" base</p> <p><b>SF222</b></p> <p>\$37.00 ea</p>	<p>Catalog page 22</p>  <p>2¼"L x 2"W, 1⅝" base</p> <p><b>SF230</b></p> <p>\$45.00 ea</p>	<p>Catalog page 22</p>  <p>3¼"L x 3"W, 1⅝" base</p> <p><b>SF236</b></p> <p>\$65.00 ea</p>	<p>Catalog page 22</p>  <p>2½"L x 1¾"W, 1⅞" base</p> <p><b>SF237</b></p> <p>\$45.00 ea</p>	<p>Catalog page 22</p>  <p>1¼"L x 1⅝"sq, 1⅝" base</p> <p><b>SQEC</b></p> <p>\$25.00 ea</p>
--	--	--	---	---

## 1" steel brackets

Bracket return measured from wall to center of cradle.

<p>Catalog page 26</p>  <p><b>Adjustable Steel Bracket</b></p> <p>3½"-5" return 3¼" backplate</p> <p><b>BKT075-100</b></p> <p>\$25.00 ea</p>	<p>Catalog page 26</p>  <p><b>Steel Bracket</b></p> <p>6" return 2½"W x 1½"H backplate</p> <p><b>CSL16</b></p> <p>\$55.00 ea</p>	<p>Catalog page 26</p>  <p><b>Steel Eyelet Bracket</b></p> <p>3½" return, eyelet 1"ID 3½" backplate</p> <p><b>EB3</b></p> <p>\$46.00 ea</p>	<p>Catalog page 26</p>  <p><b>Inside Mount Steel Bracket</b></p> <p>for poles ¾" to 1¼"Dia ¾" Deep, 1½"W 1⅝" backplate</p> <p><b>IM125</b></p> <p>\$32.00 ea</p>	<p>Catalog page 26</p>  <p><b>Steel Bracket</b></p> <p>6" return 2½" backplate</p> <p><b>L16</b></p> <p>\$24.00 ea</p>
	<p>2⅝" return 2½"W x 1½"H backplate</p> <p><b>CSL125</b></p> <p>\$44.00 ea</p>	<p>6" return, eyelet 1"ID 3½" backplate</p> <p><b>EB4</b></p> <p>\$48.00 ea</p>		<p>2½" return 2½" backplate</p> <p><b>L125</b></p> <p>\$20.00 ea</p>
	<p>3⅝" return 2½"W x 1½"H backplate</p> <p><b>CSL135</b></p> <p>\$47.00 ea</p>	<p>Catalog page 26</p>  <p><b>Steel Square Bracket</b></p> <p>2½" return 2½" backplate</p> <p><b>L125SQ</b></p> <p>\$27.00 ea</p>	<p>Catalog page 26</p>  <p><b>Steel Bracket</b></p> <p>6" return 3⅝" backplate</p> <p><b>L26</b></p> <p>\$52.00 ea</p>	<p>3⅝" return 2" backplate</p> <p><b>L135</b></p> <p>\$20.00 ea</p>
	<p>3½" return 2½" backplate</p> <p><b>L135SQ</b></p> <p>\$27.00 ea</p>		<p>6" return 3⅝" backplate</p> <p><b>L26</b></p> <p>\$52.00 ea</p>	<p>2½" return 2½" backplate</p> <p><b>L125100</b></p> <p>\$20.00 ea</p>
			<p>3½" return 3⅝" backplate</p> <p><b>L235</b></p> <p>\$42.00 ea</p>	<p>3⅝" return 2⅝" backplate</p> <p><b>L135100</b></p> <p>\$20.00 ea</p>

►For custom steel bracket pricing, see page 4: TBKT (T-bracket), DBL1 (double rod bracket), BL4 (ceiling mount bracket), and FBKT (single bracket)



## 1" diameter steel poles Catalog page 27

### Product Information

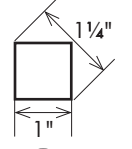
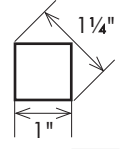

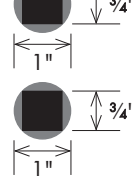
- Sold in 1 foot increments, 2 foot minimum
- Cut to specified length. Fall off will not be saved or shipped.
- Connector screw available for joining two poles for no additional charge.

### Please Specify






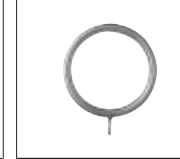

- Item number
- Custom pole length
- Finish color
- Connector screw, if needed. *We recommend putting a support bracket at the connection.*
- Options, if selected (see list)

### Options, see pages 6-10

- Mitered returns: **\$64.00 SRP per return**
  - Standard 45° miter cut (for 90° corners): **\$64.00 SRP per connection**
  - Non-45° miter cut (for non-90° corners): **\$90.00 SRP per connection**
  - Arches: **\$600.00 SRP per bend**
- Note: Only available for SRT1 pole*

	Item Number	2 FT	3 FT	4 FT	5 FT	6 FT	7 FT	8 FT	per FT
	square tube	Maximum continuous length: 288 inches (24') Use with L125SQ or L135SQ brackets and SQRG1 rings.							
	<b>1SQ</b>	\$37.00	\$55.50	\$74.00	\$92.50	\$111.00	\$129.50	\$148.00	\$18.50
	round tube	Maximum continuous length: 192 inches (16') Use with bypass brackets and CRSR3 rings.							
	<b>RR100</b>	\$33.00	\$49.50	\$66.00	\$82.50	\$99.00	\$115.50	\$132.00	\$16.50
	square hammered tube	Maximum continuous length: 228 inches (19') Use with L125SQ or L135SQ brackets and SQRG1 rings.							
	<b>SHT1</b>	\$41.00	\$61.50	\$82.00	\$102.50	\$123.00	\$143.50	\$164.00	\$20.50
	solid rope twist pole	Maximum continuous length: 228 inches (19')							
	<b>SRT1</b>	\$80.00	\$120.00	\$160.00	\$200.00	\$240.00	\$280.00	\$320.00	\$40.00
	single twist solid pole	Maximum continuous length: 228 inches (19')							
	<b>ST2</b>	\$52.00	\$78.00	\$104.00	\$130.00	\$156.00	\$182.00	\$208.00	\$26.00
	double twist solid pole	Maximum continuous length: 228 inches (19')							
	<b>ST3</b>	\$68.00	\$102.00	\$136.00	\$170.00	\$204.00	\$238.00	\$272.00	\$34.00

## 1" rings

heavy steel	oval hammered steel	oval smooth steel	square smooth steel	smooth steel	ring drop
<small>Catalog page 27</small>	<small>Catalog page 27</small>	<small>Catalog page 27</small>	<small>Catalog page 27</small>	<small>Catalog page 27</small>	
					
1 1/4"ID, 2 3/4"OD	1 3/4"ID, 2 1/2"OD, 3 1/4"L	1 1/2"ID, 2"OD, 2 1/2"L	1 3/8"ID, 2 1/8"OD	1 1/2"ID, 2"OD	
<b>FSR1</b>	<b>OVL1</b>	<b>OVL3</b>	<b>SQRG1</b>	<b>SR3</b>	
\$14.00 ea	\$12.00 ea	\$8.00 ea	\$6.00 ea	\$6.00 ea	
			Use with pole 1SQ or pole SHT1		
					distance from pole to drapery top:
					FSR1 1 1/4" on RR100 pole
					SR3 3/4"
					OVL3 1 1/4"
					OVL1 2"
					SQRG1 7/8" on 1SQ pole
					

► For bypass brackets and C-ring pricing, see page 5

# 1" steel

## 1" batons

Catalog page 27



fiberglass, white only, 3/8" Dia

<b>FBTN</b>	specify length up to 48"	<b>\$37.00 ea</b>
-------------	--------------------------	-------------------

Catalog page 27



hammered steel, specify finish, 3/8" Dia

<b>SBTN</b>	specify length up to 60"	<b>\$40.00 ea</b>
-------------	--------------------------	-------------------

<b>SBTN+60</b>	specify length over 60" up to 96"	<b>\$64.00 ea</b>
----------------	-----------------------------------	-------------------

Catalog page 27




wood, specify finish or custom stain, 3/8" Dia

<b>WBTN</b>	specify length up to 48"	<b>\$45.00 ea</b>
-------------	--------------------------	-------------------

## 1" metal band for rosettes

attaches any rosette to the front of a 1" pole; rosettes sold separately

Catalog page 69



front view

side view

1" metal band for use on a 1" pole only; may not be used with 1SQ or SHT1 poles

**MB100**

**\$18.00 ea**



Metal band slides onto pole and is locked in place with set screw. Set screw should be positioned in the front center of pole because it receives the rosette.

## 1" flexible elbow

for connecting 1/2" - 1 1/4" diameter poles

Catalog page 27



flexible wood elbow





2"L (1 3/4"L when bent)  
1 1/4" base

**125ELB**

**\$48.00 ea**

1 1/4" steel finials





<p>Catalog page 28</p>  <p>4 1/4"L x 2 3/4"W, 2" base</p> <p><b>3SF17</b></p> <p>\$107.00 ea</p>	<p>Catalog page 29</p>  <p>3 1/4"L x 2 1/4"W, 2 1/4" base</p> <p><b>14R704</b></p> <p>\$45.00 ea</p>	<p>Catalog page 29</p>  <p>3 1/2"L x 2 1/4"W, 1 3/4" base</p> <p><b>4519C</b></p> <p>\$45.00 ea</p>	<p>Catalog page 28</p>  <p>1/2"L x 1 1/2"W, 1 1/2" base</p> <p><b>EC1</b></p> <p>\$65.00 ea</p>	<p>Catalog page 28</p>  <p>1/4"L x 1 3/8"W, 1 3/8" base</p> <p><b>EC2</b></p> <p>\$43.00 ea</p>
---	---	--	--	--

<p>Catalog page 28</p>  <p>1 1/4"L x 2 1/8"W, 2" base</p> <p><b>EC135</b></p> <p>\$37.00 ea</p>	<p>Catalog page 28</p>  <p>4"L x 2"W, 1 3/4" base</p> <p><b>K657</b></p> <p>\$45.00 ea</p>	<p>Catalog page 28</p>  <p>2"D</p> <p><b>L9328</b></p> <p>\$45.00 ea</p>	<p>Catalog page 29</p>  <p>5"L x 4 1/2"W</p> <p><b>LS385</b></p> <p>\$76.00 ea</p>	<p>Catalog page 28</p>  <p>1"L x 1 1/8"W</p> <p><b>RF4</b></p> <p>\$30.00 ea</p>
--	---	---	---	---

<p>Catalog page 28</p>  <p>2"D x 1/4"L</p> <p><b>SEC2</b></p> <p>\$33.00 ea</p>	<p>Catalog page 28</p>  <p>1 1/4"D x 1/4"L</p> <p><b>SEC125</b></p> <p>\$30.00 ea</p>	<p>Catalog page 28</p>  <p>3 1/2"L x 2 1/2"W, 2" base</p> <p><b>SF4</b></p> <p>\$65.00 ea</p>	<p>Catalog page 30</p>  <p>3 1/2"L x 6 3/4"W, 1 3/8" base</p> <p><b>SF19</b></p> <p>\$51.00 ea</p>	<p>Catalog page 30</p>  <p>4 1/2"L x 11 1/2"W, 2" base</p> <p><b>SF20</b></p> <p>\$45.00 ea</p>
--	--	--	---	--

<p>Catalog page 30</p>  <p>6 1/2"L x 5 1/2"W, 1 1/4"B</p> <p><b>SF21</b></p> <p>►specify left or right (shown)</p> <p>\$65.00 ea</p>	<p>Catalog page 29</p>  <p>5 1/4"L x 5"W, 1" base</p> <p><b>SF22</b></p> <p>\$90.00/pair*</p>	<p>Catalog page 29</p>  <p>3"L x 2 1/2"W, 1 3/8" base</p> <p><b>SF45</b></p> <p>\$54.00 ea</p>	<p>Catalog page 30</p>  <p>7"L x 10 1/4"W, 1 1/2" base</p> <p><b>SF59</b></p> <p>\$84.00/pair*</p>	<p>Catalog page 28</p>  <p>2 1/2"L x 2 1/2"W, 2" base</p> <p><b>SF63</b></p> <p>\$54.00 ea</p>
---	--	---	---	---






<p>Catalog page 29</p>  <p>7"L x 5 3/4"W, 1 1/2" base</p> <p><b>SF66</b></p> <p>►specify left or right (shown)</p> <p>\$65.00 ea</p>	<p>Catalog page 29</p>  <p>5 1/4"L x 3"W, 2" base</p> <p><b>SF70</b></p> <p>\$65.00 ea</p>	<p>Catalog page 30</p>  <p>6 1/4"L x 7 3/4"W x 2" base</p> <p><b>SF92</b></p> <p>\$65.00 ea</p>	<p>Catalog page 31</p>  <p>4 1/4"L x 7"W x 2" base</p> <p><b>SF96</b></p> <p>\$72.00 ea</p>	<p>Catalog page 29</p>  <p>6"L x 3 1/8"W, 1 7/8" base</p> <p><b>SF98</b></p> <p>\$65.00 ea</p>
---	---	--	--	---



<p>Catalog page 28</p>  <p>4"L x 2 1/4"W, 2" base</p> <p><b>SF131</b></p> <p>\$37.00 ea</p>	<p>Catalog page 29</p>  <p>4 1/4"L x 4 3/4"W, 2" base</p> <p><b>SF132</b></p> <p>\$65.00 ea</p>	<p>Catalog page 28</p>  <p>2"L x 2 3/8"W, 1 1/4" square base</p> <p><b>SF133</b></p> <p>\$65.00 ea</p>	<p>Catalog page 29</p>  <p>4"L x 2 1/4"W x 2"B</p> <p><b>SF138</b></p> <p>\$65.00 ea</p>	<p>Catalog page 31</p>  <p>8"L x 7 1/8"W, 2" base</p> <p><b>SF141</b></p> <p>\$150.00/pair*</p>
--	--	---	---	--

\*Sold in pairs only.

# 1 1/4" steel

## 1 1/4" steel finials (continued)

<p>Catalog page 29</p>  <p>3"L x 2 3/4"W</p> <p><b>SF158B7</b></p> <p>\$45.00 ea</p>	<p>Catalog page 30</p>  <p>8 1/4"L x 5 1/2"W</p> <p><b>SF205</b></p> <p>►specify left or right (shown)</p> <p>\$91.00 ea</p>	<p>Catalog page 29</p>  <p>5 3/4"L x 6 3/8"W, 1 1/4" base</p> <p><b>SF216</b></p> <p>\$69.00 ea</p>	<p>Catalog page 29</p>  <p>6 3/4"L x 3 3/4"W, 2" base</p> <p><b>SF222</b></p> <p>\$37.00 ea</p>	<p>Catalog page 28</p>  <p>2 1/4"L x 2"W, 1 7/8" base</p> <p><b>SF230</b></p> <p>\$45.00 ea</p>
---	---	--	---	--

<p>Catalog page 28</p>  <p>2 1/8"L x 1 3/8"W, 1 7/8" base</p> <p><b>SF237</b></p> <p>\$45.00 ea</p>	<p>Catalog page 30</p>  <p>6 1/4"L x 4 1/2"W, 2" base</p> <p><b>SF238</b></p> <p>\$80.00 ea</p>	<p>Catalog page 28</p>  <p>4"L x 3 3/8"W, 2" base</p> <p><b>SSA</b></p> <p>\$65.00 ea</p>
--	--	--

## 1 1/4" steel brackets

Bracket return measured from wall to center of cradle.

<p>Catalog page 32</p>  <p><b>Adjustable Steel Bracket</b></p> <p>3 3/8"-4 7/8" return 3 1/4" backplate</p> <p><b>BKT118-138</b></p> <p>\$30.00 ea</p>	<p>Catalog page 32</p>  <p><b>Steel Bracket</b></p> <p>6" return 2 1/2"W x 1 1/2"H backplate</p> <p><b>CSL16</b></p> <p>\$55.00 ea</p>	<p>Catalog page 32</p>  <p><b>Steel Eyelet Bracket</b></p> <p>3 1/2" return, eyelet 1 3/8"ID 3 1/2" backplate</p> <p><b>EB3</b></p> <p>\$46.00 ea</p>	<p>Catalog page 32</p>  <p><b>Inside Mount Steel Bracket</b></p> <p>for poles 3/4" to 1 1/4"Dia 3/4" Deep, 1 3/8"W 1 1/8" backplate</p> <p><b>IM125</b></p> <p>\$32.00 ea</p>	<p>Catalog page 32</p>  <p><b>Steel Bracket</b></p> <p>6" return 2 1/2" backplate</p> <p><b>L16</b></p> <p>\$24.00 ea</p>
	<p>2 3/8" return 2 1/2"W x 1 1/2"H backplate</p> <p><b>CSL125</b></p> <p>\$44.00 ea</p>	<p>6" return, eyelet 1 3/8"ID 3 1/2" backplate</p> <p><b>EB4</b></p> <p>\$48.00 ea</p>		<p>2 1/2" return 2 1/2" backplate</p> <p><b>L125</b></p> <p>\$20.00 ea</p>
	<p>3 3/8" return 2 1/2"W x 1 1/2"H backplate</p> <p><b>CSL135</b></p> <p>\$47.00 ea</p>		<p>Catalog page 32</p>  <p><b>Steel Bracket</b></p> <p>6" return 3 3/8" backplate</p> <p><b>L26</b></p> <p>\$52.00 ea</p> <p>3 1/2" return 3 3/8" backplate</p> <p><b>L235</b></p> <p>\$42.00 ea</p>	<p>3 3/8" return 2" backplate</p> <p><b>L135</b></p> <p>\$20.00 ea</p>

►For custom steel bracket pricing, see page 4: TBKT (T-bracket), DBL1 (double rod bracket), BL4 (ceiling mount bracket), and FBKT (single bracket)

►For bypass brackets and C-ring pricing, see page 5

## 1 1/4" diameter steel poles Catalog page 33

### Product Information





- Sold in 1 foot increments, 2 foot minimum
- Cut to specified length. Fall off will not be saved or shipped.
- Connector screw available for joining two poles for no additional charge.

### Please Specify






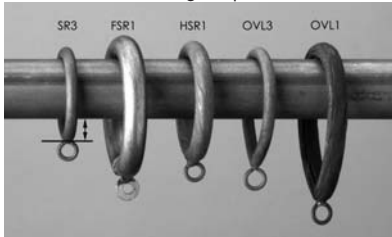
- Item number
- Custom pole length
- Finish color
- Connector screw, if needed. *We recommend putting a support bracket at the connection.*
- Options, if selected (see list)

### Options, see pages 6-10

- Mitered returns: **\$64.00 SRP per return**  
*Note: Not available for TWCH125 pole*
- Standard 45° miter cut (for 90° corners):  
**\$64.00 SRP per connection**  
*Note: Not available for TWCH125 pole*
- Non-45° miter cut (for non-90° corners):  
**\$90.00 SRP per connection**  
*Note: Not available for TWCH125 pole*
- Arches: **\$600.00 SRP per bend**  
*Note: Not available for RR125 pole*




Item Number	2 FT	3 FT	4 FT	5 FT	6 FT	7 FT	8 FT	per FT
 round, heavy walled tube <small>Maximum continuous length: 252 inches (21')</small>								
<b>RD125</b>	\$48.00	\$72.00	\$96.00	\$120.00	\$144.00	\$168.00	\$192.00	\$24.00
 round tube <small>Maximum continuous length: 192 inches (16')</small>								
<b>RR125</b>	\$36.00	\$54.00	\$72.00	\$90.00	\$108.00	\$126.00	\$144.00	\$18.00
 solid rope twist pole <small>Maximum continuous length: 228 inches (19')</small>								
<b>SRT2</b>	\$126.00	\$189.00	\$252.00	\$315.00	\$378.00	\$441.00	\$504.00	\$63.00
 twist channel tube <small>Maximum continuous length: 180 inches (15')</small>								
<b>TWCH125</b>	\$130.00	\$195.00	\$260.00	\$325.00	\$390.00	\$455.00	\$520.00	\$65.00

## 1 1/4" rings

heavy steel <small>Catalog page 33</small>	hammered steel <small>Catalog page 33</small>	oval hammered steel <small>Catalog page 33</small>	oval smooth steel <small>Catalog page 33</small>	smooth steel <small>Catalog page 33</small>	ring drop
					
1 1/4"ID, 2 3/4"OD	1 1/4"ID, 2 1/2"OD	1 1/4"ID, 2 1/2"OD, 3/4"L	1 1/2"ID, 2"OD, 2 1/2"L	1 1/2"ID, 2"OD	
<b>FSR1</b>	<b>HSR1</b>	<b>OVL1</b>	<b>OVL3</b>	<b>SR3</b>	
\$14.00 ea	\$14.00 ea	\$12.00 ea	\$8.00 ea	\$6.00 ea	distance from pole to drapery top: SR3 1/2" FSR1 1" HSR1 7/8" OVL3 1" OVL1 1 1/4" on RR125 pole

► For bypass brackets and ring pricing, see page 5

## 1 1/4" batons

	<small>Catalog page 33</small>
fiberglass, white only, 3/8" Dia	
<b>FBTN</b>	specify length up to 48" <b>\$37.00 ea</b>
	<small>Catalog page 33</small>
hammered steel, specify finish, 3/8" Dia	
<b>SBTN</b>	specify length up to 60" <b>\$40.00 ea</b>
<b>SBTN+60</b>	specify length over 60" up to 96" <b>\$64.00 ea</b>
	<small>Catalog page 33</small>
wood, specify finish or custom stain, 3/8" Dia	
<b>WBTN</b>	specify length up to 48" <b>\$45.00 ea</b>






## 1 1/4" flexible wood elbow






for connecting 1/2" - 1 1/4" diameter poles






	<small>Catalog page 33</small>
flexible wood elbow	
2"L (1 3/4"L when bent)	
1 1/4" base	
<b>125ELB</b>	
<b>\$48.00 ea</b>	

# 1½"-1¾" steel

## 1½"-1¾" steel finials






<p>Catalog page 34</p>  <p>4¼"L x 2¾"W, 2" base</p> <p><b>SF17</b></p> <p>\$107.00 ea</p>	<p>Catalog page 36</p>  <p>2¾"D</p> <p><b>1330HBL</b></p> <p>\$87.00 ea</p>	<p>Catalog page 36</p>  <p>3¾"D</p> <p><b>1340HB</b></p> <p>\$97.00 ea</p>	<p>Catalog page 34</p>  <p>2"D</p> <p><b>EC3</b></p> <p>\$65.00 ea</p>	<p>Catalog page 34</p>  <p>1¼"L x 2¾" base</p> <p><b>FC1</b></p> <p>\$25.00 ea</p>
--	--	---	--	---

<p>Catalog page 35</p>  <p>6¾"L x 3¾"W, 2¾" base</p> <p><b>L651+FC1</b></p> <p>\$57.00 ea</p>	<p>Catalog page 35</p>  <p>8¾"L x 4¼"W, 2¾" base</p> <p><b>L848+FC1</b></p> <p>\$74.00 ea</p>	<p>Catalog page 35</p>  <p>5"L x 4¼"W</p> <p><b>LS385</b></p> <p>\$76.00 ea</p>	<p>Catalog page 35</p>  <p>6¼"L x 4½"W, 2¾" base</p> <p><b>LS385+FC1</b></p> <p>\$96.00 ea</p>	<p>Catalog page 34</p>  <p>2"D x ¼"L</p> <p><b>SEC2</b></p> <p>\$33.00 ea</p>
--	--	--	--	--

<p>Catalog page 34</p>  <p>3½"L x 2¾"W, 2" base</p> <p><b>SF4</b></p> <p>\$65.00 ea</p>	<p>Catalog page 36</p>  <p>3 1/2"L x 3"W x 2"B</p> <p><b>SF8</b></p> <p>\$65.00 ea</p>	<p>Catalog page 37</p>  <p>6½"L x 8¾"W, 2¾" base</p> <p><b>SF14+FC1</b></p> <p>►specify left or right (shown)</p> <p>\$106.00 ea</p>	<p>Catalog page 34</p>  <p>5¾"L x 3¾"W, 2" base</p> <p><b>SF17</b></p> <p>\$97.00 ea</p>	<p>Catalog page 36</p>  <p>4½"L x 11½"W, 2" base</p> <p><b>SF20</b></p> <p>\$45.00 ea</p>
--	---	---	--	--

<p>Catalog page 37</p>  <p>5¼"L x 5"W, 2" base</p> <p><b>SF22</b></p> <p>\$90.00/pair*</p>	<p>Catalog page 35</p>  <p>6¼"L x 3"W, 2¼" base</p> <p><b>SF50</b></p> <p>\$161.00 ea</p>	<p>Catalog page 34</p>  <p>2¼"L x 2¼"W, 2" base</p> <p><b>SF63</b></p> <p>\$54.00 ea</p>	<p>Catalog page 35</p>  <p>5¼"L x 3"W, 2" base</p> <p><b>SF70</b></p> <p>\$65.00 ea</p>	<p>Catalog page 34</p>  <p>3¾"L x 3"W, 2¾" base</p> <p><b>SF90</b></p> <p>\$65.00 ea</p>
---	--	---	---	---

<p>Catalog page 37</p>  <p>6¼"L x 7¾"W, 2" base</p> <p><b>SF92</b></p> <p>\$65.00 ea</p>	<p>Catalog page 37</p>  <p>4¼"L x 7"W, 2" base</p> <p><b>SF96</b></p> <p>\$72.00 ea</p>	<p>Catalog page 35</p>  <p>5¾"L x 2½"W, 2¼" base</p> <p><b>SF100</b></p> <p>\$69.00 ea</p>	<p>Catalog page 34</p>  <p>5¾"L x 2¾"W, 2½" base</p> <p><b>SF134</b></p> <p>\$65.00 ea</p>	<p>Catalog page 36</p>  <p>5¾"L x 2¾"W, 3" base</p> <p><b>SF137</b></p> <p>\$65.00 ea</p>
---	--	---	--	--

<p>Catalog page 34</p>  <p>4"L x 2¼"W, 2" base</p> <p><b>SF138</b></p> <p>\$65.00 ea</p>	<p>Catalog page 36</p>  <p>3¾"L x 2¾"W, 2½" base</p> <p><b>SF140</b></p> <p>\$65.00 ea</p>	<p>Catalog page 37</p>  <p>8"L x 7 1/2"W x 2" base</p> <p><b>SF141</b></p> <p>\$150.00/pair*</p>	<p>Catalog page 34</p>  <p>3¼"L x 2½"W, 2¼" base</p> <p><b>SF150</b></p> <p>\$65.00 ea</p>	<p>Catalog page 34</p>  <p>3½"L x 2½"W, 2½" base</p> <p><b>SF151</b></p> <p>\$65.00 ea</p>
---	---	---	--	---

\*Sold in pairs only.







## 1½"-1¾" steel finials continued

<p>Catalog page 36</p>  <p>7¼"L x 3¾"W, 2¼" base</p> <p><b>SF152</b></p> <p>\$65.00 ea</p>	<p>Catalog page 34</p>  <p>4¾"L x 2¾"W, 2½" base</p> <p><b>SF192</b></p> <p>\$69.00 ea</p>	<p>Catalog page 36</p>  <p>5¾"L x 6"W, 6" base</p> <p><b>SF218</b></p> <p>\$137.00 ea</p>	<p>Catalog page 36</p>  <p>4¾"D, 2" base</p> <p><b>SF228</b></p> <p>\$65.00 ea</p>	<p>Catalog page 35</p>  <p>4¾"L x 3"W, 2½" base</p> <p><b>SF235</b></p> <p>\$65.00 ea</p>
---	---	--	---	--

<p>Catalog page 35</p>  <p>6¼"L x 4¼"W, 2" base</p> <p><b>SF238</b></p> <p>\$80.00 ea</p>
--

## 1½"-1¾" steel brackets

Bracket return measured from wall to center of cradle.

<p>Catalog page 38</p>  <p><b>Steel Bracket</b></p> <p>6" return 2½" backplate</p> <p><b>A1756</b></p> <p>\$24.00 ea</p>	<p>Catalog page 38</p>  <p><b>Steel Bracket</b></p> <p>6" return 3¾" backplate</p> <p><b>B1756</b></p> <p>\$52.00 ea</p>	<p>Catalog page 38</p>  <p><b>Adjustable Steel Bracket</b></p> <p>3¾"-5½" return 3½" backplate</p> <p><b>BKT112-134</b></p> <p>\$30.00 ea</p>	<p>Catalog page 38</p>  <p><b>Steel Bracket</b></p> <p>6" return 2½"W x 1½"H backplate</p> <p><b>CS1756</b></p> <p>\$55.00 ea</p>	<p>Catalog page 38</p>  <p><b>Steel Eyelet Bracket</b></p> <p>3½" return, eyelet 1¾"ID 3½" backplate</p> <p><b>EB5</b></p> <p>\$46.00 ea</p>
<p>3½" return 2½" backplate</p> <p><b>A17535</b></p> <p>\$20.00 ea</p>	<p>3½" return 3¾" backplate</p> <p><b>B17535</b></p> <p>\$42.00 ea</p>	<p>Catalog page 38</p>  <p><b>Inside Mount Steel Bracket</b></p> <p>for poles 1¾" to 1¾"Dia 1½"H x ¾"Deep, 2½"W</p> <p><b>IM175</b></p> <p>\$32.00 ea</p>	<p>3½" return 2½"W x 1½"H backplate</p> <p><b>CS17535</b></p> <p>\$47.00 ea</p>	<p>6" return, eyelet 1¾"ID 3½" backplate</p> <p><b>EB6</b></p> <p>\$48.00 ea</p>

►For custom steel bracket pricing, see page 4:  
TBKT (T-bracket), DBL1 (double rod bracket), BL4 (ceiling  
mount bracket), and FBKT (single bracket)

►For bypass brackets and C-ring pricing, see page 5

# 1½"-1¾" steel

## 1½"-1¾" diameter steel poles

### Product Information

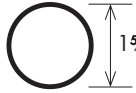



- Sold in 1 foot increments, 2 foot minimum
- Cut to specified length. Fall off will not be saved or shipped.
- Connector screw available for joining two poles for no additional charge.

### Please Specify



- Item number
- Custom pole length
- Finish color
- Connector screw, if needed. *We recommend putting a support bracket at the connection.*
- Options, if selected (see list)

### Options, see pages 6-10

- Mitered returns: **\$64.00 SRP per return**  
*Note: not available for TWCH pole*
- Standard 45° miter cut (for 90° corners):  
**\$64.00 SRP per connection**  
*Note: not available for TWCH pole*
- Non-45° miter cut (for non-90° corners):  
**\$90.00 SRP per connection**  
*Note: not available for TWCH pole*
- Arches: **\$600.00 SRP per bend**  
*Note: Only available for TRT pole*

	Item Number	2 FT	3 FT	4 FT	5 FT	6 FT	7 FT	8 FT	per FT
	1½" round, heavy walled tube	Maximum continuous length: 288 inches (24')							
	<b>RD175</b>	\$50.00	\$75.00	\$100.00	\$125.00	\$150.00	\$175.00	\$200.00	\$25.00
	1¾" round tube	Maximum continuous length: 192 inches (16')							
	<b>RR175</b>	\$40.00	\$60.00	\$80.00	\$100.00	\$120.00	\$140.00	\$160.00	\$20.00
	1⅞" twist channel tube	Maximum continuous length: 180 inches (15') Use ring with minimum 2⅝"ID.							
	<b>TWCH</b>	\$126.00	\$189.00	\$252.00	\$315.00	\$378.00	\$441.00	\$504.00	\$63.00
	1½" twist tube	Maximum continuous length: 216 inches (18')							
	<b>TRT</b>	\$180.00	\$270.00	\$360.00	\$450.00	\$540.00	\$630.00	\$720.00	\$90.00

## 1½"-1¾" rings

<p><b>heavy steel</b></p> <p>Catalog page 39</p>  <p>2"ID, 3"OD</p> <p><b>FSR2</b></p> <p>\$15.00 ea</p>	<p><b>hammered steel</b></p> <p>Catalog page 39</p>  <p>2"ID, 2¾"OD</p> <p><b>HSR175</b></p> <p>\$15.00 ea</p>	<p><b>oval smooth steel</b></p> <p>Catalog page 39</p>  <p>2¼"ID, 2¾"OD, 3½"L</p> <p><b>OVL7</b></p> <p>\$8.00 ea</p>	<p><b>oval hammered steel</b></p> <p>Catalog page 39</p>  <p>2"ID, 2¼"OD, 3½"L</p> <p><b>OVL175</b></p> <p>\$12.00 ea</p>	<p><b>smooth steel</b></p> <p>Catalog page 39</p>  <p>2½"ID, 3"OD</p> <p><b>SR5</b></p> <p>\$7.00 ea</p>	<p><b>smooth steel</b></p> <p>Catalog page 39</p>  <p>2¼"ID, 2¾"OD</p> <p><b>SR7</b></p> <p>\$7.00 ea</p>
<p><b>leafy resin</b></p> <p>Catalog page 39</p>  <p>3"ID, 4½"OD</p> <p><b>DRRG3</b></p> <p>\$20.00 ea</p>	<p><b>fluted wood</b></p> <p>Catalog page 39</p>  <p>2⅝"ID, 3⅞"OD</p> <p><b>WWRG</b></p> <p>\$12.00 ea</p>	<p><b>ring drop</b></p>  <p>WWRG DRRG3 SR1 FSR2 HSR175 SR5 OVL7 OVL175</p>			

distance from pole to drapery top:

WWRG	DRRG3	SR7	FSR2	HSR175	SR5	OVL7	OVL175
1 ⅜"	2"	¾"	¾"	⅝"	1"	1½"	1½"
on RR175 pole							

►For bypass brackets and C-ring pricing, see page 5



1½"-1¾" batons

Catalog page 39



fiberglass, white only, ⅜" Dia

<b>FBTN</b>	specify length up to 48"	<b>\$37.00 ea</b>
-------------	--------------------------	-------------------

Catalog page 39



hammered steel, specify finish, ⅜" Dia

<b>SBTN</b>	specify length up to 60"	<b>\$40.00 ea</b>
-------------	--------------------------	-------------------

<b>SBTN+60</b>	specify length over 60" up to 96"	<b>\$64.00 ea</b>
----------------	-----------------------------------	-------------------

Catalog page 39



wood, specify finish or custom stain, ⅜" Dia

<b>WBTN</b>	specify length up to 48"	<b>\$45.00 ea</b>
-------------	--------------------------	-------------------

1½"-1¾" flexible wood elbow

for connecting 1⅜" - 1¾" diameter poles

Catalog page 39



flexible wood elbow






2¾"L (2¼"L when bent)  
1¾" base






**SELB**






**\$48.00 ea**

# 1 3/8" wood and resin

## 1 3/8" resin finials

<p>Catalog page 43</p>  <p>6"L x 3 1/4"W, 2 1/8" base</p> <p><b>407</b></p> <p>\$54.00 ea</p>	<p>Catalog page 42</p>  <p>4 7/8"L x 2 7/8"W, 2" base</p> <p><b>F138-1</b></p> <p>\$45.00 ea</p>	<p>Catalog page 42</p>  <p>4 7/8"L x 3 1/8"W, 1 7/8" base</p> <p><b>F138-2</b></p> <p>\$45.00 ea</p>	<p>Catalog page 42</p>  <p>4"L x 3"W, 1 7/8" base</p> <p><b>F138-3</b></p> <p>\$45.00 ea</p>	<p>Catalog page 42</p>  <p>2 5/8" sq, 3 1/4"L x 3 3/4"W, 1 7/8"B</p> <p><b>F138-4C</b></p> <p>\$60.00 ea</p>
--	---	---	--	---




<p>Catalog page 42</p>  <p>2 5/8" sq, 3 1/4"L x 3 3/4"W, 1 7/8"B</p> <p><b>F138-4S</b></p> <p>\$45.00 ea</p>	<p>Catalog page 42</p>  <p>3 1/4"L x 2 1/2"W, 1 7/8" base</p> <p><b>F138-5C</b></p> <p>\$60.00 ea</p>	<p>Catalog page 42</p>  <p>3 1/4"L x 2 1/2"W, 1 7/8" base</p> <p><b>F138-5S</b></p> <p>\$45.00 ea</p>	<p>Catalog page 43</p>  <p>3 1/4"L x 3 1/2"W x 1 7/8" base</p> <p><b>F138-6</b></p> <p>\$45.00 ea</p>	<p>Catalog page 42</p>  <p>3 5/8"L x 3 1/4"W x 1 7/8" base</p> <p><b>F138-7</b></p> <p>\$45.00 ea</p>
---	--	--	---	--

<p>Catalog page 42</p>  <p>3 1/4"L x 3"W 1 7/8" base</p> <p><b>F138-8</b></p> <p>\$45.00 ea</p>	<p>Catalog page 42</p>  <p>5/8"L x 2 1/8"W x 1 7/8" base</p> <p><b>F138-9</b></p> <p>\$37.00 ea</p>	<p>Catalog page 43</p>  <p>4"L x 2 1/2"W x 1 3/4" base</p> <p><b>GB4</b></p> <p>\$161.00 ea</p>	<p>Catalog page 43</p>  <p>4 1/2"L x 3 7/8"W x 2" base</p> <p><b>RF3</b></p> <p>\$45.00 ea</p>	<p>Catalog page 42</p>  <p>1"L x 1 3/4"W x 1 3/8" base</p> <p><b>RF5</b></p> <p>\$29.00 ea</p>
--	--	--	--	---



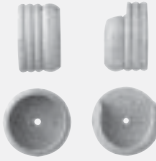
## 1 3/8" wood finials

<p>Catalog page 43</p>  <p>5"L x 3"W x 1 3/4"B</p> <p><b>RF86</b></p> <p>\$45.00 ea</p>	<p>Catalog page 43</p>  <p>4 1/4"L x 2 1/2"W x 1 3/4" base</p> <p><b>WW190</b></p> <p>\$45.00 ea</p>	<p>Catalog page 43</p>  <p>1 3/8"L x 1 3/8"W, 1 3/4" base</p> <p><b>38EC</b></p> <p>\$40.00 ea</p>	<p>Catalog page 43</p>  <p>1 1/4"L x 2 7/8"W</p> <p><b>138EC</b></p> <p>\$20.00 ea</p>	<p>Catalog page 43</p>  <p>4 3/4"L x 2 1/4"W x 1 3/4" base</p> <p><b>384</b></p> <p>\$50.00 ea</p>
--	---	---	---	---






## 1 3/8" wood finials

<p>Catalog page 43</p>  <p>4 1/2"L x 3"W x 1 7/8" base</p> <p><b>385</b></p> <p>\$54.00 ea</p>	<p>Catalog page 43</p>  <p>4"L x 2 1/4"W x 1 3/4" base</p> <p><b>386</b></p> <p>\$50.00 ea</p>	<p>Catalog page 43</p>  <p>3"L x 2 5/8"W x 1 7/8" base</p> <p><b>387</b></p> <p>\$50.00 ea</p>
---	---	---


## 1 3/8" wood brackets Bracket return measured from wall to center of cradle.

 Catalog page 44 <b>Wood Bracket, Single</b> 2 1/4" return 4 1/8" backplate <b>38B</b> \$22.00 ea	 Catalog page 44 <b>Wood Bracket, Single</b> 3 1/2" return 2" backplate <b>38EB3</b> \$24.00 ea	 Catalog page 44 <b>Inside Mount Wood Bracket</b> Deduct 1" from total pole length <b>38ISM</b> \$32.00 ea
3 1/2" return 4 1/4" backplate <b>WWB3</b> \$35.00 ea	6 1/2" return 2 1/4" backplate <b>38EB5</b> \$29.00 ea	

## 1 3/8" steel brackets Bracket return measured from wall to center of cradle.

 Catalog page 44 <b>Steel Bracket</b> 6" return 2 1/2" backplate <b>A1756</b> \$24.00 ea	 Catalog page 44 <b>Steel Bracket</b> 6" return 3 3/8" backplate <b>B1756</b> \$52.00 ea	 Catalog page 44 <b>Adjustable Steel Bracket</b> 3 3/8"-4 7/8" return 3 1/4" backplate <b>BKT118-138</b> \$30.00 ea	 Catalog page 44 <b>Steel Bracket</b> 6" return 2 1/2"W x 1 1/2"H backplate <b>CS1756</b> \$55.00 ea	 Catalog page 44 <b>Steel Eyelet Bracket</b> 3 1/2" return, eyelet 1 7/8"ID 3 1/2" backplate <b>EB5</b> \$46.00 ea
3 1/2" return 2 1/2" backplate <b>A17535</b> \$20.00 ea	3 1/2" return 3 3/8" backplate <b>B17535</b> \$42.00 ea		3 1/2" return 2 1/2"W x 1 1/2"H backplate <b>CS17535</b> \$47.00 ea	6" return, eyelet 1 7/8"ID 3 1/2" backplate <b>EB6</b> \$48.00 ea

 Catalog page 44 <b>Inside Mount Steel Bracket</b> for poles up to 1 3/4" diameter 3/4" deep, 2 1/4"W 1 1/2" backplate <b>IM175</b> \$32.00 ea
--

►For custom steel bracket pricing, see page 4: TBKT (T-bracket), DBL1 (double bracket), BL4 (ceiling mount bracket), and FBKT (single bracket)

# 1 3/8" wood and resin

## 1 3/8" diameter wood poles

### Product Information

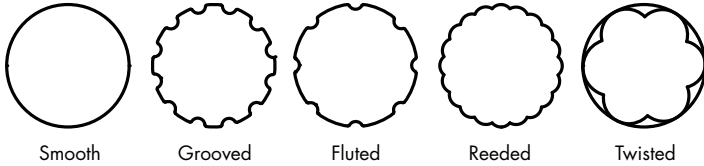
- Sold in 2-foot increments, 2 foot minimum
- Cut to specified length. Fall off will not be saved or shipped.
- Connector screw available for joining two poles for no additional charge.

### Please Specify

- Item number
- Custom pole length
- Finish color or stain
- Connector screw, if needed. *We recommend putting a support bracket at the connection.*
- Options, if selected (see list)

### Connection Options

- Pole connector screw: **No charge**
- Custom Options, see pages 6-10
- Mitered returns: **\$54.00 SRP per return**  
*Note: Not available for 138TW*
- Standard 45° miter cut (for 90° corners):  
**\$54.00 SRP per connection**
- Non-45° miter cut (for non-90° corners):  
**\$80.00 SRP per connection**



Maximum continuous length: 144 inches (12')

Catalog page 45

Item Number	Profile	2 FT	4 FT	6 FT	8 FT	10 FT	12 FT	per 2 FT
WS38	Smooth	\$48	\$96	\$144	\$192	\$240	\$288	\$48
WG38	Grooved	\$48	\$96	\$144	\$192	\$240	\$288	\$48
WNF38	Fluted	\$48	\$96	\$144	\$192	\$240	\$288	\$48
WR38	Reeded	\$48	\$96	\$144	\$192	\$240	\$288	\$48
138TW	Twisted	\$84	\$168	\$252	\$336	\$420	\$504	\$84

## 1 3/8" wood pole connections

### pole connector screw

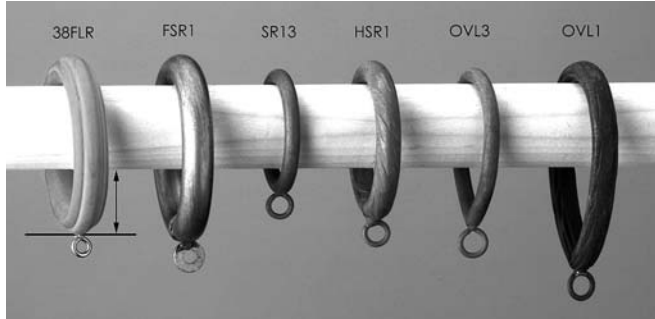
Join two poles with a connector screw.  
Ask for one with your order.

Positioning a support bracket at this connection is important. It helps conceal the splice while offering additional support to this fragile area.

## 1 3/8" rings

ribbed wood	heavy steel	hammered steel	oval hammered steel	oval smooth steel	smooth steel
Catalog page 45	Catalog page 45	Catalog page 45	Catalog page 45	Catalog page 45	Catalog page 45
					
1 1/4"ID, 2 7/8"OD	1 3/4"ID, 2 3/4"OD	1 1/4"ID, 2 1/2"OD	1 3/4"ID, 2 1/2"OD, 3 1/4"L	1 1/2"ID, 2"OD, 2 1/2"L	1 3/4"ID, 2 1/4"OD
<b>38FLR</b>	<b>FSR1</b>	<b>HSR1</b>	<b>OVL1</b>	<b>OVL3</b>	<b>SR13</b>
\$7.00 ea	\$14.00 ea	\$14.00 ea	\$12.00 ea	\$8.00 ea	\$6.00 ea

### ring drop




distance from pole to drapery top:

38FLR	FSR1	SR13	HSR1	OVL3	OVL1
7/8"	7/8"	5/8"	3/4"	1"	1 1/8"
on WS38 pole					

## 1 3/8" metal band for rosettes

attaches any rosette to the front of a 1 3/8" pole; rosettes sold separately



1 3/8" diameter metal band for use on a 1 3/8" pole only

**MB138**

\$22.00 ea

## 1 3/8" batons

Catalog page 45



wood, specify finish or custom stain, 5/8"Dia, handle: 6 1/2"L x 1 1/4"Dia

<b>EPBTN1</b>	specify length up to 48"	\$75.00 ea
---------------	--------------------------	------------

Catalog page 45



wood, specify finish or custom stain, 5/8"Dia, handle: 5 3/4"L x 1 1/2"Dia

<b>EPBTN2</b>	specify length up to 48"	\$75.00 ea
---------------	--------------------------	------------

Catalog page 45



fiberglass, white only, 3/8"Dia

<b>FBTN</b>	specify length up to 48"	\$37.00 ea
-------------	--------------------------	------------

Catalog page 45



hammered steel, specify finish, 3/8" Dia

<b>SBTN</b>	specify length up to 60"	\$40.00 ea
-------------	--------------------------	------------

<b>SBTN+60</b>	specify length over 60" up to 96"	\$64.00 ea
----------------	-----------------------------------	------------

Catalog page 45



wood, specify finish or custom stain, 3/8"Dia

<b>WBTN</b>	specify length up to 48"	\$45.00 ea
-------------	--------------------------	------------



Metal band slides onto pole and is locked in place with set screw. Set screw should be positioned in the front center of pole because it receives the rosette. Rosettes sold separately.

## 1 3/8" flexible wood elbow

for connecting 1 3/8" wood poles

Catalog page 45



flexible wood elbow






2 3/4"L (2 1/4"L when bent)  
1 3/4" base






**SELB**






\$48.00 ea





# 2"-2¼" wood and resin






## 2"-2¼" resin finials


<p>Catalog page 50</p>  <p>5½"L x 4"W, 2½" base</p> <p><b>225LGFT</b></p> <p>\$80.00 ea</p>	<p>Catalog page 51</p>  <p>2½"L x 2¾"W, 2½" base</p> <p><b>225MC10</b></p> <p>\$44.00 ea</p>	<p>Catalog page 48</p>  <p>4"L x 5"W, 2½" base</p> <p><b>225MC11</b></p> <p>\$54.00 ea</p>	<p>Catalog page 49</p>  <p>3¾"L x 4¾"W, 2½" base</p> <p><b>225MC13</b></p> <p>\$54.00 ea</p>	<p>Catalog page 48</p>  <p>5½"L x 4"W, 2½" base</p> <p><b>225MC15</b></p> <p>\$54.00 ea</p>
--	---	---	--	--

<p>Catalog page 51</p>  <p>3"L x 3"W, 2½" base</p> <p><b>225MC5</b></p> <p>\$54.00 ea</p>	<p>Catalog page 49</p>  <p>5"L x 4¼"W, 2½" base</p> <p><b>225MC6</b></p> <p>\$54.00 ea</p>	<p>Catalog page 50</p>  <p>4¾"L x 4¼"W, 2½" base</p> <p><b>225MC9</b></p> <p>\$54.00 ea</p>	<p>Catalog page 50</p>  <p>6"L x 3¾"W, 2½" base</p> <p><b>225RF86</b></p> <p>\$54.00 ea</p>	<p>Catalog page 49</p>  <p>5½"L x 3½"W, 2½" base</p> <p><b>225RF90</b></p> <p>\$54.00 ea</p>
--	---	--	---	---

<p>Catalog page 46</p>  <p>1¾"L x 2¾"W, 2¾" base</p> <p><b>EC214-1</b></p> <p>\$44.00 ea</p>	<p>Catalog page 50</p>  <p>6"L x 3¼"W, 2½" base</p> <p><b>EP1</b></p> <p>\$76.00 ea</p>	<p>Catalog page 51</p>  <p>7¾"L x 3¾"W, 2½" base</p> <p><b>EP7</b></p> <p>\$76.00 ea</p>	<p>Catalog page 51</p>  <p>5½"L x 3¾"W, 2¾" base</p> <p><b>EP8</b></p> <p>\$76.00 ea</p>	<p>Catalog page 46</p>  <p>3½"L x 4"W, 2¾" base</p> <p><b>F214-1</b></p> <p>\$65.00 ea</p>
---	--	---	--	---






<p>Catalog page 46</p>  <p>2½"L x 3½"W, 3" base</p> <p><b>F214-2</b></p> <p>\$44.00 ea</p>	<p>Catalog page 46</p>  <p>3¾"L x 4"W, 2¾" base</p> <p><b>F214-3</b></p> <p>\$65.00 ea</p>	<p>Catalog page 46</p>  <p>2¾"L x 3½"W, 2¾" base</p> <p><b>F214-4</b></p> <p>\$54.00 ea</p>	<p>Catalog page 47</p>  <p>7"L x 4¾"W, 3" base</p> <p><b>F214-5</b></p> <p>\$65.00 ea</p>	<p>Catalog page 47</p>  <p>5½"L x 4"W, 2¾" base</p> <p><b>F214-6</b></p> <p>\$65.00 ea</p>
---	---	--	---	---

<p>Catalog page 46</p>  <p>3¾"L x 4½"W, 3" base</p> <p><b>F214-7</b></p> <p>\$65.00 ea</p>	<p>Catalog page 46</p>  <p>4¾"L x 3¼"W, 2¾" base</p> <p><b>F214-8</b></p> <p>\$65.00 ea</p>	<p>Catalog page 46</p>  <p>4¾"L x 4¾"W, 3½" base</p> <p><b>F214-9</b></p> <p>\$65.00 ea</p>	<p>Catalog page 46</p>  <p>4½"L x 4½"W, 3" base</p> <p><b>F214-10</b></p> <p>\$65.00 ea</p>	<p>Catalog page 46</p>  <p>4¾"L x 4"W, 2¾" base</p> <p><b>F214-11</b></p> <p>\$65.00 ea</p>
---	--	--	---	--




<p>Catalog page 46</p>  <p>2"L x 3"W, 2¾" base</p> <p><b>F214-12</b></p> <p>\$44.00 ea</p>	<p>Catalog page 47</p>  <p>4"L x 4¾"W, 2¾" base</p> <p><b>F214-13</b></p> <p>\$65.00 ea</p>	<p>Catalog page 47</p>  <p>4¾"L x 3½"W, 2¾" base</p> <p><b>F214-14</b></p> <p>\$65.00 ea</p>	<p>Catalog page 47</p>  <p>4"L x 4½"W, 2¾" base</p> <p><b>F214-15C</b></p> <p>\$80.00 ea</p>	<p>Catalog page 47</p>  <p>4"L x 4½"W, 2¾" base</p> <p><b>F214-15S</b></p> <p>\$65.00 ea</p>
---	--	---	--	---






## 2"-2¼" resin finials (continued)






Catalog page 47  3" sq., 3⅝"L x 4⅛"W, 2⅞" base <b>F214-16C</b> \$80.00 ea	Catalog page 47  3" sq., 3⅝"L x 4⅛"W, 2⅞" base <b>F214-16S</b> \$65.00 ea	Catalog page 48  5"L x 3"W, 2½" base <b>GB1</b> \$75.00 ea	Catalog page 47  5¼"L x 3⅜"W, 2½" base <b>GB2</b> \$125.00 ea	Catalog page 51  6"L x 4"W, 2¾" base <b>GB3</b> \$143.00 ea
--	--	---	--	--

Catalog page 49  6½"L x 2½"W, 2½" base <b>LF225</b> \$54.00 ea	Catalog page 48  6"L x 3"W, 2½" base <b>R2400</b> \$65.00 ea	Catalog page 48  6"L x 3½"W, 2½" base <b>R22569</b> \$65.00 ea	Catalog page 48  6"L x 3¼"W, 2½" base <b>R22575</b> \$65.00 ea	Catalog page 52  6"L x 5½"W, 3¼" base <b>RD225</b> \$65.00 ea
---	---	---	---	--

Catalog page 46  7⁄8"L x 2¾"W <b>REC73</b> \$37.00 ea	Catalog page 48  6½"L x 3½"W, 2¾" base <b>RF10</b> \$65.00 ea	Catalog page 52  7¼"L x 5"W, 2½" base <b>RF20</b> \$54.00 ea	Catalog page 52  9½"L x 9¾"W, 2¾" base <b>RF21</b> \$54.00 ea	Catalog page 51  4¾"L x 3½"W, 2½" base <b>RF22</b> \$44.00 ea
--	--	---	--	--



Catalog page 48  3"L x 2¾"W, 2½" base <b>RF63</b> \$44.00 ea	Catalog page 51  2½"L x 2¾"W, 2½" base <b>RF64</b> \$44.00 ea	Catalog page 52  6¼"L x 3¾"W, 2¾" base <b>RF65</b> \$54.00 ea	Catalog page 50  5½"L x 3"W, 2½" base <b>RF92</b> \$54.00 ea	Catalog page 47  7¼"L x 3"W, 2¾" base <b>RF1000</b> \$54.00 ea
---	--	--	---	---






Catalog page 48  6½"L x 3"W, 2½" base <b>RFVB</b> \$54.00 ea	Catalog page 52  8¼"L x 4¼"W, 2¾" base <b>WW2</b> \$65.00 ea	Catalog page 49  5¼"L x 3"W, 2¾" base <b>WW3</b> \$65.00 ea	Catalog page 49  5¼"L x 3¼"W, 2½" base <b>WW4</b> \$44.00 ea	Catalog page 51  3"L x 3¾"W, 2¾" base <b>WW9</b> \$44.00 ea
---	---	--	---	--






Catalog page 50  5½"L x 3½"W, 2½" base <b>WW10</b> \$65.00 ea	Catalog page 50  5½"L x 3¼"W, 2¾" base <b>WW11</b> \$54.00 ea	Catalog page 49  5½"L x 3¾"W, 2¼" base (fits 2" diameter pole only) <b>WW19</b> \$54.00 ea	Catalog page 50  7¼"L x 4¼"W, 2¾" base <b>WW21</b> \$65.00 ea	Catalog page 51  5"L x 2¾"W, 2¼" base <b>WW23</b> \$54.00 ea
--	--	--	--	---

# 2"-2¼" wood and resin






## 2"-2¼" resin finials (continued)






<p>Catalog page 49</p>  <p>7"L x 4"W, 2½" base</p> <p><b>WW24</b></p> <p>\$65.00 ea</p>	<p>Catalog page 48</p>  <p>8½"L x 3"W, 2½" base</p> <p><b>WW29</b></p> <p>\$65.00 ea</p>	<p>Catalog page 51</p>  <p>7"L x 4½"W, 2¾" base</p> <p><b>WW34</b></p> <p>\$76.00 ea</p>	<p>Catalog page 50</p>  <p>6½"L x 4¾"W, 2¾" base</p> <p><b>WW35</b></p> <p>\$76.00 ea</p>	<p>Catalog page 49</p>  <p>5¾"L x 3½"W, 2½" base</p> <p><b>WW47</b></p> <p>\$65.00 ea</p>
--	---	---	---	--






<p>Catalog page 47</p>  <p>5½"L x 4"W, 2½" base</p> <p><b>WW51</b></p> <p>\$80.00 ea</p>	<p>Catalog page 49</p>  <p>2¾"L x 3½"W</p> <p><b>WW60</b></p> <p>\$37.00 ea</p>	<p>Catalog page 50</p>  <p>6½"L x 5½"W, 2¼" base</p> <p><b>WW70</b></p> <p>\$76.00 ea</p>	<p>Catalog page 51</p>  <p>6½"L x 4"W, 2½" base</p> <p><b>WW110</b></p> <p>\$65.00 ea</p>	<p>Catalog page 47</p>  <p>6¾"L x 4½"W, 2½" base</p> <p><b>WW200</b></p> <p>\$87.00 ea</p>
---	--	--	---	---

<p>Catalog page 48</p>  <p>5"L x 2¾"W, 2¾" base</p> <p><b>WW201</b></p> <p>\$65.00 ea</p>	<p>Catalog page 50</p>  <p>5"L x 3¼"W, 2¾" base</p> <p><b>WW203</b></p> <p>\$65.00 ea</p>	<p>Catalog page 49</p>  <p>4"L x 3½"W, 2½" base</p> <p><b>WW205</b></p> <p>\$76.00 ea</p>	<p>Catalog page 52</p>  <p>5"L x 2¾"W, 2¼" base</p> <p><b>WW206</b></p> <p>\$54.00 ea</p>	<p>Catalog page 49</p>  <p>5¾"L x 3¾"W, 2½" base</p> <p><b>WW207</b></p> <p>\$65.00 ea</p>
--	--	--	---	---

## 2"-2¼" wood finials





<p>Catalog page 51</p>  <p>3¾"L x 2¾"W, 2¾" base</p> <p><b>WW251</b></p> <p>\$54.00 ea</p>	<p>Catalog page 50</p>  <p>7¾"L x 4"W, 2½" base</p> <p><b>Y2K</b></p> <p>\$65.00 ea</p>	<p>Catalog page 48</p>  <p>7"L x 3¾"W, 2½" base</p> <p><b>Y10</b></p> <p>\$65.00 ea</p>	<p>Catalog page 53</p>  <p>3"D x 1½"L</p> <p><b>2EC</b> (fits 2" diameter pole only)</p> <p>\$24.00 ea</p>	<p>Catalog page 53</p>  <p>2¾"D x 1½"L</p> <p><b>225EC</b></p> <p>\$24.00 ea</p>
---	--	--	---	---

<p>Catalog page 53</p>  <p>4¾"L x 3¼"W, 2¾" base</p> <p><b>225WF90</b></p> <p>\$88.00 ea</p>	<p>Catalog page 53</p>  <p>6"L x 3½"W, 2¾" base</p> <p><b>W2400</b></p> <p>\$157.00 ea</p>	<p>Catalog page 53</p>  <p>5½"L x 3½"W, 2¼" base</p> <p><b>W551</b></p> <p>\$157.00 ea</p>	<p>Catalog page 53</p>  <p>2¾"L x 3½"W, 3½" base</p> <p><b>WD60</b></p> <p>\$88.00 ea</p>	<p>Catalog page 53</p>  <p>6½"L x 3¼"W, 2¾" base</p> <p><b>WF10</b></p> <p>\$157.00 ea</p>
---	---	---	---	---

<p>Catalog page 53</p>  <p>4¾"L x 3"W, 3" base</p> <p><b>WW77</b></p> <p>\$54.00 ea</p>	<p>Catalog page 53</p>  <p>6¾"L x 3¾"W, 2½" base</p> <p><b>WW79</b></p> <p>\$64.00 ea</p>	<p>Catalog page 53</p>  <p>6"L x 3½"W, 2¾" base</p> <p><b>WW90</b></p> <p>\$64.00 ea</p>	<p>Catalog page 53</p>  <p>5¾"L x 3½"W, 2¾" base</p> <p><b>WW91</b></p> <p>\$64.00 ea</p>	<p>Catalog page 53</p>  <p>7"L x 3¾"W, 2½" base</p> <p><b>WY10</b></p> <p>\$157.00 ea</p>
--	--	---	---	--








## 2"-2¼" wood brackets Bracket return measured from wall to center of cradle.

Catalog page 54  Wood Bracket	Catalog page 54  Wood Bracket	Catalog page 54  Inside Mount Wood Bracket	Catalog page 54  Wood Bracket
for 2" pole	for 2" pole	for 2" or 2¼" pole	for 2" pole
3½" return, 3½" backplate <b>CSB1</b> \$38.00 ea	4" return, 2⅝" backplate <b>EB24</b> \$41.00 ea	1" Deep, 4⅞"VV 3½" backplate <b>ISM</b> \$41.00 ea	3½" return, 4⅞" backplate <b>WWB1</b> \$36.00 ea
6" return, 2⅞" backplate <b>CSB2</b> \$44.00 ea	6" return, 2⅞" backplate <b>EB26</b> \$44.00 ea		6" return, 4½" backplate <b>WWB2</b> \$41.00 ea
for 2¼" pole	for 2¼" pole		for 2¼" pole
3½" return, 2⅞" backplate <b>225WCS1</b> \$38.00 ea	4" return, 2¼" backplate <b>EB2254</b> \$41.00 ea		3½" return, 4⅞" backplate <b>225WB1</b> \$36.00 ea
6" return, 2¾" backplate <b>225WCS2</b> \$44.00 ea	7" return, 2¼" backplate <b>EB2256</b> \$55.00 ea		6" return, 4⅞" backplate <b>225WB2</b> \$41.00 ea

## resin brackets for 2" or 2¼" pole Bracket return measured from wall to center of cradle.

Catalog page 55  Resin Bracket	Catalog page 55  Resin Bracket	Catalog page 55  Resin Bracket	Catalog page 55  Resin Bracket	Catalog page 55  Resin Bracket
3¾" return, 8⅞" backplate <b>DB76</b> \$71.00 ea	3¾" return, 8⅞" backplate <b>DB78</b> \$71.00 ea	3½" return, 3½" backplate <b>DB80</b> \$95.00 ea	3½" return, 8¾" backplate <b>DB91</b> \$72.00 ea	3½" return, 4⅞" backplate <b>LFB3</b> \$36.00 ea
			6" return, 8¾" backplate <b>DB92</b> \$76.00 ea	6" return, 4⅞" backplate <b>LFB4</b> \$42.00 ea

## steel brackets for 2" or 2¼" pole Bracket return measured from wall to center of cradle.

Catalog page 54  Adjustable Steel Bracket, Single	Catalog page 54  Steel Bracket	Catalog page 54  Steel Eyelet Bracket	Catalog page 54  Steel Bracket	Catalog page 54  Steel Bracket
3¾"-5" return 3½" backplate <b>BKT200-214</b> \$30.00 ea	3½" return 3½"W x 1½"H backplate <b>CSWB1</b> \$49.00 ea	3½" return, 2⅞"ID 3½" backplate <b>EB7</b> \$56.00 ea	3½" return 2½" backplate <b>WL1</b> \$33.00 ea	10" return, 3½" backplate <b>WL3</b> \$55.00 ea
	6" return 3½"W x 1½"H backplate <b>CSWB2</b> \$52.00 ea	6" return, 2⅞" ID 3½" backplate <b>EB8</b> \$58.00 ea	6" return 2½" backplate <b>WL2</b> \$37.00 ea	3½" return, 4¼" backplate <b>WL4</b> \$44.00 ea
				6" return, 4¼" backplate <b>WL5</b> \$52.00 ea

►For custom steel bracket pricing, see page 4: TBKT (t-bracket), DBLT1 (double rod bracket), BL4 (ceiling mount bracket), and FBKT (single bracket)

# 2"-2¼" wood and resin

## 2"-2¼" diameter wood poles

### Product Information

- Sold in 2-foot increments, 2 foot minimum
- Cut to specified length. Fall off will not be saved or shipped.
- Connector screw available for joining two poles for no additional charge.

### Please Specify

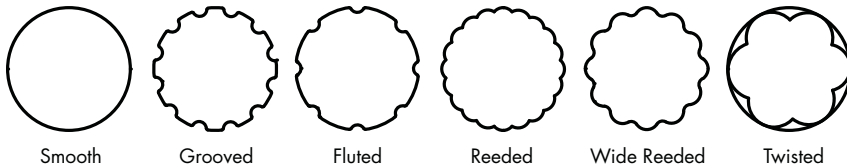
- Item number
- Custom pole length
- Finish color or stain
- Connector screw, if needed. *We recommend putting a support bracket at the connection.*
- Options, if selected (see list)

### Connection Options

- Pole connector screw: **No charge**
- Standard 45° splice (for splicing a single straight pole): **No charge**
- Standard 45° splice (for connecting two straight poles): **\$54.00 SRP per connection**
- Blended splice on full poles or fascia: **\$108.00 SRP per splice**

### Custom Options, see pages 6-10

- Mitered returns: **\$54.00 SRP per return**  
*Note: Not available for 2TR or 225TR poles*
- Standard 45° miter cut (for 90° corners): **\$54.00 SRP per connection**
- Non-45° miter cut (for non-90° corners): **\$80.00 SRP per connection**
- Fascia fabrication fee: **\$60.00 SRP per pole**  
*(If ordering fascia alone, order full pole and specify fascia fabrication)*



Maximum continuous length: 192 inches (16')

Catalog page 56

Item Number	Profile	2 FT	4 FT	6 FT	8 FT	10 FT	12 FT	14 FT	16 FT	per 2 FT
-------------	---------	------	------	------	------	-------	-------	-------	-------	----------

### 2" diameter wood poles

WWR	Smooth	\$60	\$120	\$180	\$240	\$300	\$360	\$420	\$480	\$60
2WG	Grooved	\$60	\$120	\$180	\$240	\$300	\$360	\$420	\$480	\$60
WWF	Fluted	\$60	\$120	\$180	\$240	\$300	\$360	\$420	\$480	\$60
2WR	Reeded	\$60	\$120	\$180	\$240	\$300	\$360	\$420	\$480	\$60
2TR	Twisted	\$120	\$240	\$360	\$480	\$600	\$720	\$840	\$960	\$120

### 2¼" diameter wood poles

225WS	Smooth	\$60	\$120	\$180	\$240	\$300	\$360	\$420	\$480	\$60
225WG	Grooved	\$60	\$120	\$180	\$240	\$300	\$360	\$420	\$480	\$60
225FL	Fluted	\$60	\$120	\$180	\$240	\$300	\$360	\$420	\$480	\$60
225WR	Reeded	\$60	\$120	\$180	\$240	\$300	\$360	\$420	\$480	\$60
225WWR	Wide Reeded	\$60	\$120	\$180	\$240	\$300	\$360	\$420	\$480	\$60
225TR	Twisted	\$120	\$240	\$360	\$480	\$600	\$720	\$840	\$960	\$120

## 2"-2¼" wood pole connections and splices

### pole connector screw for poles

Join two poles with a connector screw. Ask for one with your order.

Positioning a support bracket at this connection is important. It helps conceal the splice while offering additional support to this fragile area.

### standard 45° splice for poles and fascia

We cut every fascia splice with a 45° angle. This breaks up the visual line of the connection, obscuring the splice better than a straight cut.

Pole or fascia will be spliced at center of total length.




Wood glue is not included and must be supplied by the installer.








### blended splice for poles and fascia

For an additional fee per splice we can properly connect your splice(s) and ship your wood pole or fascia in one continuous length.


We call it "blended" because we also fill in and paint the connection for a seamless look

## rings for 2"-2¼" poles

<p>oval smooth steel</p> <p>Catalog page 56</p>  <p>for 2" pole only</p> <p>2¼"ID, 2¾"OD</p> <p><b>OVL7</b></p> <p>\$8.00 ea</p>	<p>smooth steel</p> <p>Catalog page 56</p>  <p>for 2" pole only</p> <p>2¼"ID, 2¾"OD</p> <p><b>SR7</b></p> <p>\$7.00 ea</p>	<p>ribbed wood</p> <p>Catalog page 56</p>  <p>for 2" pole only</p> <p>2¾"ID, 2¾"OD</p> <p><b>WWRG</b></p> <p>\$12.00 ea</p>
---	---	--

<p>leafy resin</p> <p>Catalog page 56</p>  <p>for 2" or 2¼" pole</p> <p>3"ID, 4½"OD</p> <p><b>DRRG3</b></p> <p>\$20.00 ea</p>	<p>hammered steel</p> <p>Catalog page 56</p>  <p>for 2" or 2¼" pole</p> <p>2½"ID, 3"OD</p> <p><b>HSR2</b></p> <p>\$16.00 ea</p>	<p>oval hammered steel</p> <p>Catalog page 56</p>  <p>for 2" or 2¼" pole</p> <p>2½"ID, 3½"OD</p> <p><b>OVL2</b></p> <p>\$17.00 ea</p>	<p>oval smooth steel</p> <p>Catalog page 56</p>  <p>for 2" or 2¼" pole</p> <p>2½"ID, 3"OD</p> <p><b>OVL12</b></p> <p>\$16.00 ea</p>	<p>twisted steel</p> <p>Catalog page 56</p>  <p>for 2" or 2¼" pole</p> <p>2½"ID, 3"OD</p> <p><b>SR5</b></p> <p>\$7.00 ea</p>	<p>smooth steel</p> <p>Catalog page 56</p>  <p>for 2" or 2¼" pole</p> <p>2½"ID, 3"OD</p> <p><b>SR12</b></p> <p>\$7.00 ea</p>	<p>ribbed wood</p> <p>Catalog page 56</p>  <p>for 2" or 2¼" pole</p> <p>2¾"ID, 4¾"OD</p> <p><b>225RWR</b></p> <p>\$14.00 ea</p>
--	--	--	--	--	---	--

ring drop for 2" pole




distance from pole to drapery top:

WWRG	DRRG3	SR7	HSR2	SR5	OVL7	OVL2
1½"	1¾"	½"	7⁄8"	¾"	1¼"	1¾"

on WWR pole

ring drop for 2¼" pole



distance from pole to drapery top:

225WR	DRRG3	SR12	HSR2	SR5	OVL12	OVL2
1¼"	1½"	½"	5⁄8"	½"	1"	1½"


on 225WS pole

# 2"-2¼" wood and resin

## 2¼" metal band for rosettes

attach any rosette to the front of a 2¼" pole;  
rosettes sold separately

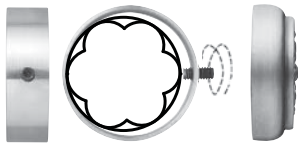
Catalog page 69



front view      side view

2¼" diameter metal band for use with 2¼" pole only

**MB214**  
\$28.00 ea



Metal band slides onto pole and is locked in place with set screw. Set screw should be positioned in the front center of pole because it receives the rosette. Rosettes sold separately.

## 2"-2¼" batons

Catalog page 56



wood, specify finish or custom stain, ⅝" Dia, handle: 6½"L x 1¼"Dia

<b>EPBTN1</b>	specify length up to 48"	<b>\$75.00 ea</b>
---------------	--------------------------	-------------------

Catalog page 56



wood, specify finish or custom stain, ⅝" Dia, handle: 5¾"L x 1½"Dia

<b>EPBTN2</b>	specify length up to 48"	<b>\$75.00 ea</b>
---------------	--------------------------	-------------------

Catalog page 56



fiberglass, white only, ⅝" Dia

<b>FBTN</b>	specify length up to 48"	<b>\$37.00 ea</b>
-------------	--------------------------	-------------------

Catalog page 56



hammered steel, specify finish, ⅝" Dia

<b>SBTN</b>	specify length up to 60"	<b>\$40.00 ea</b>
-------------	--------------------------	-------------------

<b>SBTN+60</b>	specify length over 60" up to 96"	<b>\$64.00 ea</b>
----------------	-----------------------------------	-------------------

Catalog page 56



wood, specify finish or custom stain, ⅝" Dia

<b>WBTN</b>	specify length up to 48"	<b>\$45.00 ea</b>
-------------	--------------------------	-------------------

## 2"-2¼" flexible wood elbow

for connecting 2" or 2¼" wood poles

Catalog page 56













flexible wood elbow






4"L (3¼"L bent),  
2¼" base






**LELB**  
\$47.00 ea

## 3" resin finials

<p>Catalog page 59</p>  <p>3"L x 5 1/2"W, 3 1/2" base</p> <p><b>3MC11</b></p> <p>\$65.00 ea</p>	<p>Catalog page 59</p>  <p>8 1/2"L x 6 1/2"W, 3 3/4" base</p> <p><b>3R35</b></p> <p>\$80.00 ea</p>	<p>Catalog page 58</p>  <p>4"L x 4"W, 3 3/8" base</p> <p><b>3R9</b></p> <p>\$72.00 ea</p>	<p>Catalog page 58</p>  <p>7 1/2"L x 4"W x 3 1/2" base</p> <p><b>3RF10</b></p> <p>\$76.00 ea</p>	<p>Catalog page 59</p>  <p>11 1/4"L x 7 1/2"W, 3 3/8" base</p> <p><b>3RF20</b></p> <p>\$72.00 ea</p>
--	---	--	---	---



<p>Catalog page 58</p>  <p>7"L x 5 1/4"W, 3 3/4" base</p> <p><b>3RF86</b></p> <p>\$72.00 ea</p>	<p>Catalog page 59</p>  <p>8 1/4"L x 4 1/2"W, 4" base</p> <p><b>3RY10</b></p> <p>\$80.00 ea</p>	<p>Catalog page 59</p>  <p>8"L x 4 1/2"W, 3 1/2" base</p> <p><b>3W100</b></p> <p>\$72.00 ea</p>	<p>Catalog page 59</p>  <p>7 1/2"L x 4"W, 3 1/2" base</p> <p><b>3W200</b></p> <p>\$72.00 ea</p>	<p>Catalog page 58</p>  <p>1 1/2"L x 3 3/4"W, 3 3/4" base</p> <p><b>EC300-1</b></p> <p>\$50.00 ea</p>
--	--	--	--	--

<p>Catalog page 58</p>  <p>6 1/4"L x 4 3/8"W, 3 1/2" base</p> <p><b>F300-1</b></p> <p>\$80.00 ea</p>	<p>Catalog page 58</p>  <p>5 1/2"L x 3 3/4"W, 3 3/4" base</p> <p><b>F300-2</b></p> <p>\$80.00 ea</p>	<p>Catalog page 58</p>  <p>3 7/8"L x 4 1/2"W, 3 7/8" base</p> <p><b>F300-3</b></p> <p>\$80.00 ea</p>	<p>Catalog page 58</p>  <p>4 1/8"L x 4 1/2"W, 3 3/8" base</p> <p><b>F300-4C</b></p> <p>\$95.00 ea</p>	<p>Catalog page 58</p>  <p>4 1/8"L x 4 1/2"W, 3 3/8" base</p> <p><b>F300-4S</b></p> <p>\$80.00 ea</p>
---	---	---	--	--

<p>Catalog page 59</p>  <p>7"L x 4"W, 3 1/4" base</p> <p><b>F513</b></p> <p>\$86.00 ea</p>	<p>Catalog page 58</p>  <p>8 1/2"L x 5 1/4"W, 3 1/2" base</p> <p><b>R369</b></p> <p>\$65.00 ea</p>	<p>Catalog page 59</p>  <p>7 3/4"L x 7"W, 4" base</p> <p><b>RD3</b></p> <p>\$72.00 ea</p>	<p>Catalog page 58</p>  <p>5 1/2"L x 3 3/4"W, 3 1/4" base</p> <p><b>WW26</b></p> <p>\$80.00 ea</p>	<p>Catalog page 59</p>  <p>7 1/2"L x 4 1/2"W, 3 3/8" base</p> <p><b>WW75</b></p> <p>\$80.00 ea</p>
---	---	--	---	---

## 3" wood finials

<p>Catalog page 60</p>  <p>6 1/2"L x 4"W, 3 1/4" base</p> <p><b>3148</b></p> <p>\$106.00 ea</p>	<p>Catalog page 60</p>  <p>3 3/4"D x 1 1/8"L</p> <p><b>3EC</b></p> <p>\$32.00 ea</p>	<p>Catalog page 60</p>  <p>4 1/4"L x 4 1/4"W, 3 1/8" base</p> <p><b>3W9</b></p> <p>\$130.00 ea</p>	<p>Catalog page 60</p>  <p>8"L x 4 1/2"W, 3 1/8" base</p> <p><b>3W75</b></p> <p>\$197.00 ea</p>	<p>Catalog page 60</p>  <p>6 1/2"L x 4 1/4"W, 3 1/8" base</p> <p><b>3W513</b></p> <p>\$157.00 ea</p>
--	---	---	--	---






<p>Catalog page 60</p>  <p>8"L x 4 3/8"W, 3 3/8" base</p> <p><b>3WF10</b></p> <p>\$175.00 ea</p>	<p>Catalog page 60</p>  <p>8 1/4"L x 4 1/2"W, 3 3/8" base</p> <p><b>3WY10</b></p> <p>\$175.00 ea</p>
---	---

# 3" wood and resin

## 3" wood brackets Bracket return measured from wall to center of cradle.

<p>Catalog page 62</p>  <p>Wood Bracket</p> <p>3 5/8" backplate, 4 1/2" return</p> <p><b>3CSB1</b></p> <p>\$44.00 ea</p>	<p>Catalog page 62</p>  <p>Wood Bracket</p> <p>3 1/2" backplate, 4 1/2" return</p> <p><b>3EB4</b></p> <p>\$66.00 ea</p>	<p>Catalog page 62</p>  <p>Wood Bracket</p> <p>4 3/4" backplate, 4 1/2" return</p> <p><b>3WB1</b></p> <p>\$40.00 ea</p>
<p>3 5/8" backplate, 5 3/4" return</p> <p><b>3CSB2</b></p> <p>\$52.00 ea</p>		<p>4 7/8" backplate, 5 3/4" return</p> <p><b>3WB2</b></p> <p>\$46.00 ea</p>

## 3" resin brackets Bracket return measured from wall to center of cradle.

<p>Catalog page 63</p>  <p>Resin Bracket</p> <p>12 1/2" backplate, 4 1/2" return</p> <p><b>3FRB</b></p> <p>\$106.00 ea</p>	<p>Catalog page 63</p>  <p>Resin Bracket</p> <p>4 7/8" backplate, 4 1/2" return</p> <p><b>3LFB1</b></p> <p>\$47.00 ea</p>	<p>Catalog page 63</p>  <p>Resin Bracket</p> <p>9 5/8" backplate, 3 3/4" return</p> <p><b>DB77</b></p> <p>\$95.00 ea</p>	<p>Catalog page 63</p>  <p>Resin Bracket</p> <p>3 3/4" backplate, 4 1/4" return</p> <p><b>DB79</b></p> <p>\$95.00 ea</p>	<p>Catalog page 63</p>  <p>Resin Bracket</p> <p>8 5/8" backplate, 4 1/2" return</p> <p><b>DB93</b></p> <p>\$48.00 ea</p>
	<p>5 1/4" backplate, 5 3/4" return</p> <p><b>3LFB2</b></p> <p>\$50.00 ea</p>			<p>8 5/8" backplate, 6" return</p> <p><b>DB94</b></p> <p>\$56.00 ea</p>

## 3" steel brackets Bracket return measured from wall to center of cradle.

<p>Catalog page 62</p>  <p>Steel Bracket</p> <p>2 1/2" backplate, 3 1/2" return</p> <p><b>3L1</b></p> <p>\$33.00 ea</p>	<p>Catalog page 62</p>  <p>Steel Bracket</p> <p>3 1/2" backplate, 10 1/4" return</p> <p><b>3L4</b></p> <p>\$55.00 ea</p>
<p>2 1/2" backplate, 4 1/2" return</p> <p><b>3L2</b></p> <p>\$35.00 ea</p>	<p>3 1/2" backplate, 3 1/2" return</p> <p><b>3L5</b></p> <p>\$44.00 ea</p>
<p>2 1/2" backplate, 6" return</p> <p><b>3L3</b></p> <p>\$37.00 ea</p>	<p>4 3/4" backplate, 6" return</p> <p><b>3L6</b></p> <p>\$52.00 ea</p>

► For custom steel bracket pricing, see page 4: TBKT (t-bracket), DBLT1 (double rod bracket), BL4 (ceiling mount bracket), and FBKT (single bracket)

## 3" diameter poles

### Product Information

- Sold in 2-foot increments, 2 foot minimum
- Cut to specified length. Fall off will not be saved or shipped.
- Connector screw available for joining two poles for no additional charge.

### Please Specify

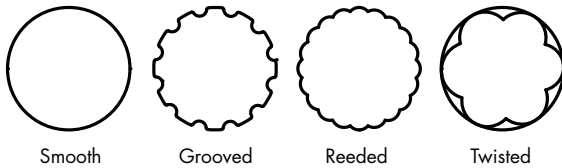
- Item number
- Custom pole length
- Finish color or stain
- Connector screw, if needed. *We recommend putting a support bracket at the connection.*
- Options, if selected (see list)

### Connection Options

- Pole connector screw: **No charge**
- Standard 45° splice (for splicing a single straight pole): **No charge**
- Standard 45° splice (for connecting two straight poles): **\$54.00 SRP per connection**
- Blended splice on full poles or fascia: **\$108.00 SRP per splice**

### Custom Options, see pages 6-10

- Mitered returns: **\$54.00 SRP per return**  
*Note: Not available for 3TR poles*
- Standard 45° miter cut (for 90° corners): **\$54.00 SRP per connection**
- Non-45° miter cut (for non-90° corners): **\$80.00 SRP per connection**
- Fascia fabrication fee: **\$60.00 SRP per pole**  
*(If ordering fascia alone, order full pole and specify fascia fabrication.)*



Maximum continuous length: 192 inches (16')

Catalog page 61

Item Number	Profile	2 FT	4 FT	6 FT	8 FT	10 FT	12 FT	14 FT	16 FT	per 2 FT
3SM	Smooth	\$116	\$232	\$348	\$464	\$580	\$696	\$812	\$928	\$116
3GR	Grooved	\$116	\$232	\$348	\$464	\$580	\$696	\$812	\$928	\$116
3RD	Reeded	\$116	\$232	\$348	\$464	\$580	\$696	\$812	\$928	\$116
3TR	Twisted	\$158	\$316	\$474	\$632	\$790	\$948	\$1,106	\$1,264	\$158

## 3" wood pole connections and splices

### pole connector screw for poles

Join two poles with a connector screw. Ask for one with your order.

Positioning a support bracket at this connection is important. It helps conceal the splice while offering additional support to this fragile area.

### standard 45° splice for poles and fascia

We cut every fascia splice with a 45° angle. This breaks up the visual line of the connection, obscuring the splice better than a straight cut.

Pole or fascia will be spliced at center of total length.

Wood glue is not included and must be supplied by the installer.

### blended splice for poles and fascia

For an additional fee per splice we can properly connect your splice(s) and ship your wood pole or fascia in one continuous length.


We call it "blended" because we also fill in and paint the connection for a seamless look.

# 3" wood and resin

## 3" rings

leafy resin	hammered steel	smooth steel	ribbed wood
Catalog page 61	Catalog page 61	Catalog page 61	Catalog page 61
			
3½"ID, 5¼"OD	3½"ID, 4¼"OD	3½"ID, 4"OD	3½"ID, 5½"OD
<b>DRRG4</b>	<b>HSR3</b>	<b>SR11</b>	<b>WRG3</b>
\$23.00 ea	\$22.00 ea	\$8.00 ea	\$18.00 ea

ring drop for 3" pole



distance from pole to drapery top:

WRG3	DRRG4	SR11	HSR3
1⅞"	1⅜"	¾"	¾"
on 3SM pole			

## 3" batons

Catalog page 61



wood, specify finish or custom stain, ⅝" Dia, handle: 6½"L x 1¼"Dia

<b>EPBTN1</b>	specify length up to 48"	\$75.00 ea
---------------	--------------------------	------------



wood, specify finish or custom stain, ⅝" Dia, handle: 5¼"L x 1½"Dia

<b>EPBTN2</b>	specify length up to 48"	\$75.00 ea
---------------	--------------------------	------------



fiberglass, white only, ⅝" Dia

<b>FBTN</b>	specify length up to 48"	\$37.00 ea
-------------	--------------------------	------------



hammered steel, specify finish, ⅝" Dia

<b>SBTN</b>	specify length up to 60"	\$40.00 ea
-------------	--------------------------	------------

<b>SBTN+60</b>	specify length over 60" up to 96"	\$64.00 ea
----------------	-----------------------------------	------------



wood, specify finish or custom stain, ⅝" Dia

<b>WBTN</b>	specify length up to 48"	\$45.00 ea
-------------	--------------------------	------------

## 3" flexible wood elbow

for connecting 3" wood poles

Catalog page 61



flexible wood elbow





4⅞"L (3¾"L bent)  
2⅞" base

**3LELB**

\$60.00 ea



metal rosettes





Catalog page 65	Catalog page 64	Catalog page 65	Catalog page 64	Catalog page 64
				
1½" Dia, brass	1¾" Dia, steel	2" Dia, brass	1½" Dia, steel	3" Dia, steel
<b>EC1</b>	<b>EC2</b>	<b>EC3</b>	<b>EC4</b>	<b>R16</b>
\$65.00 ea	\$43.00 ea	\$65.00 ea	\$37.00 ea	\$43.00 ea

Catalog page 66	Catalog page 65	Catalog page 64	Catalog page 64	Catalog page 66
				
4¾" Dia, steel	2¾" Dia, steel	3¾" Dia, steel	3½" Dia, steel	5½" Dia, brass
<b>R17</b>	<b>R21</b>	<b>R22</b>	<b>R23</b>	<b>R101</b>
\$43.00 ea	\$43.00 ea	\$43.00 ea	\$43.00 ea	\$55.00 ea

Catalog page 65	Catalog page 67	Catalog page 67	Catalog page 64	Catalog page 67
				
3¾" Dia, steel	4½" Dia, steel	4¼" Dia, steel	3½" Dia, steel	5¼" Dia, steel
<b>R102</b>	<b>R103</b>	<b>R104</b>	<b>R105</b>	<b>R107</b>
\$43.00 ea	\$43.00 ea	\$43.00 ea	\$55.00 ea	\$55.00 ea

Catalog page 64	Catalog page 67	Catalog page 64	Catalog page 65	Catalog page 64
				
2½" Dia, brass	4¾" Dia	1¼" Dia, steel	2" Dia, steel	1¼" Dia, steel
<b>RDSY2</b>	<b>RDSY4</b>	<b>RRND</b>	<b>SEC2</b>	<b>SEC125</b>
\$48.00 ea	\$50.00 ea	\$24.00 ea	\$33.00 ea	\$30.00 ea

resin rosettes






Catalog page 66	Catalog page 66	Catalog page 66	Catalog page 67	Catalog page 67
				
4"W x 5¼"H	4½" Dia	4¼" Dia	5" Dia	4¾" Sq (7" Dia on diagonal)
<b>R1</b>	<b>R2</b>	<b>R5</b>	<b>R8</b>	<b>R10</b>
\$43.00 ea	\$43.00 ea	\$43.00 ea	\$43.00 ea	\$43.00 ea

Catalog page 65	Catalog page 64	Catalog page 64	Catalog page 65	Catalog page 64
				
4" Dia	3¾" Dia	3½" Dia	3" Dia	2½" Dia
<b>R11</b>	<b>R15</b>	<b>R18</b>	<b>R24</b>	<b>R56</b>
\$43.00 ea	\$43.00 ea	\$43.00 ea	\$43.00 ea	\$43.00 ea

# rosettes


## resin rosettes (continued)

Catalog page 65  3¾" Dia <b>R57</b> \$43.00 ea	Catalog page 65  3" Dia <b>R64</b> \$43.00 ea	Catalog page 65  3" Dia <b>R65</b> \$43.00 ea	Catalog page 65  3½" Dia x 3¼"H, 2¼" Deep <b>R67</b> \$43.00 ea	Catalog page 66  4½" Dia <b>R73</b> \$43.00 ea
---	--	--	---	---

Catalog page 64  7⁄8"L x 2¾"W <b>REC73</b> \$37.00 ea	Catalog page 66  4½" Dia <b>REP1</b> \$43.00 ea	Catalog page 65  1¾" Dia <b>RF4</b> \$30.00 ea	Catalog page 64  2¾" Dia <b>RF63R</b> \$43.00 ea	Catalog page 65  3¾" Dia <b>RMC1</b> \$43.00 ea
--	--	---	--	--




Catalog page 67  4¼" Dia <b>RMC11</b> \$43.00 ea	Catalog page 65  3¾" Dia <b>RMC13</b> \$43.00 ea	Catalog page 65  4" Dia <b>RMC14</b> \$43.00 ea	Catalog page 64  3¾" Dia <b>ROS1C</b> \$65.00 ea	Catalog page 64  3¾" Dia <b>ROS1S</b> \$45.00 ea
---	---	--	--	---



Catalog page 65  4" Dia <b>ROS2</b> \$45.00 ea	Catalog page 67  5" Dia <b>ROS3</b> \$45.00 ea	Catalog page 66  5¾" Dia <b>ROS4</b> \$45.00 ea	Catalog page 67  6" Dia <b>ROS5</b> \$75.00 ea	Catalog page 66  3"Sq, 4¼" Dia <b>ROS6C</b> \$65.00 ea
---	---	--	--	---







Catalog page 66  3"Sq, 4¼" Dia <b>ROS6S</b> \$45.00 ea
---

## wood rosettes



Catalog page 68  3½" Dia x 2¾" Proj <b>WD60</b> \$88.00 ea	Catalog page 68  4½" Dia <b>WR2</b> \$90.00 ea	Catalog page 68  4¼" Dia <b>WR30</b> \$43.00 ea	Catalog page 68  4" Dia <b>WR40</b> \$43.00 ea	Catalog page 68  6⅞"W x 4½"H <b>WR50</b> \$90.00 ea
---	---	--	--	--

tieback posts for rosettes		
 Catalog page 68 steel brackets	 Catalog page 68 steel posts	 Catalog page 68 wood posts
2½" projection <b>BL2</b> \$6.50 ea	2½" projection <b>NBL2</b> \$15.00 ea	2½" projection <b>WTBS2</b> \$25.00 ea
3½" projection <b>BL3</b> \$6.50 ea	3½" projection <b>NBL4</b> \$15.00 ea	3½" projection <b>WTBS4</b> \$25.00 ea
6" projection <b>BL6</b> \$6.50 ea	6" projection <b>NBL6</b> \$15.00 ea	6" projection <b>WTBS6</b> \$25.00 ea

metal bands for rosettes
 Catalog page 69 attaches rosette to front of pole
1" diameter metal band for use with 1" pole <b>MB100</b> \$18.00 ea
1½" diameter metal band for use with 1½" pole <b>MB138</b> \$22.00 ea
2¼" diameter metal band for use with 2¼" pole <b>MB214</b> \$28.00 ea
 Attach any rosette to the front of a pole. Metal band slides onto pole and is locked in place with set screw. Set screw should be positioned in the front center of pole because it receives the rosette. Rosettes sold separately.

steel tiebacks		
 Catalog page 70 10"L x 4¾"W <b>STB</b> \$40.00 ea	 Catalog page 70 8"L x 5" projection <b>STBA3</b> \$95.00 ea	 Catalog page 70 Bracket: 11"L x 3¾"W Backplate: 2¼"x 5½" <b>STBA5</b> \$115.00 ea
 Catalog page 70 9½"L x 5" projection <b>STBA7</b> \$65.00 ea	 Catalog page 70 9"L x 4½" projection ▶specify left or right (shown) <b>STBA8</b> \$65.00 ea	 Catalog page 70 9"L x 5"W ▶specify left or right (shown) <b>STBA21</b> \$95.00 ea






 Catalog page 70 4 ½"L x 1¼"D x 1"W <b>TTBH1</b> \$35.00 ea	 Catalog page 70 3½"L x 1¼"D x 1"W <b>TTBH2</b> \$45.00 ea
--	---

resin tiebacks	
 Catalog page 71 8¼"L; WTBS post included, specify projection: 2½", 4¼", or 6"; sold in pairs only <b>RTB18</b> \$90.00 pair	 Catalog page 71 12¾"L; WTBS post included, specify projection: 2½", 4¼", or 6"; sold in pairs only <b>TB19</b> \$165.00 pair

custom steel tieback	
 Catalog page 71 8"L x 6½" projection <b>STBA1</b> \$108.00 ea	 Catalog page 71 6"L 4½" projection <b>TBA</b> \$27.00 ea
Shown with R73 rosette, face mount	Shown L651 rosette, tip mount
Attach finial or rosette of choice to face or tip of STBA1 or TBA. Add the following upcharge. <i>Finials and rosettes sold separately.</i>	
<ul style="list-style-type: none"> <li>• drill and tap (for any finial or rosette): \$10.00 SRP ea</li> <li>• spot weld (for steel finial or rosette only): \$12.00 SRP ea</li> <li>• specify if "face" mount or "tip" mount</li> </ul>	

# crests

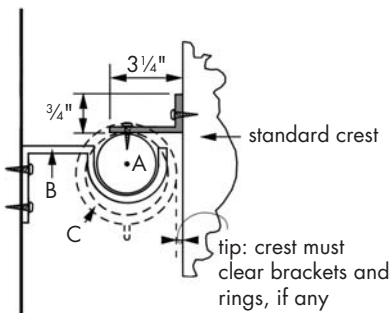
## standard crests attach to pole with L-bracket or attach to wall with custom H-bracket

Catalog page 72	Catalog page 72	Catalog page 72	Catalog page 72	Catalog page 72
				
20"W x 8¾"H	23¾"W x 9"H	26¼"W x 7½"H	16½"W x 7½"H	27½"W x 15¼"H
<b>C1</b>	<b>C2</b>	<b>C6</b>	<b>C7</b>	<b>C8</b>
\$85.00 ea	\$110.00 ea	\$85.00 ea	\$85.00 ea	\$110.00 ea

### standard crest installation methods

#### Pole Mount

L-bracket attaches standard crest to top of pole  
 Note: L-bracket included with standard crest

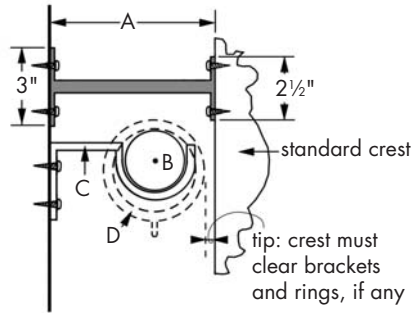


please specify:

- A. pole size and profile
- B. bracket and return (distance from wall to center of cradle)
- C. ring, if any

#### Custom Wall Mount

custom H-bracket attaches crest to wall independently of drapery hardware  
 • custom H-bracket: \$30.00 SRP ea



please specify:

- A. return (distance from wall to back of crest)

if crest is being installed with drapery hardware, please also specify:

- B. pole size and profile
- C. pole bracket and return (distance from wall to center of cradle)
- D. ring, if any



#### Traverse Fascia Mount

required crest block attaches crest to corded or motorized traverse with fascia  
 • crest block: \$25.00 SRP ea

**please note:**

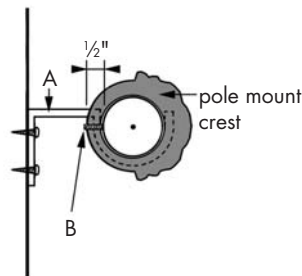
Attaching fabric panels to the standard crest is not advised. All fabric treatments, whether swags or drapery panels, need to be installed independently of the custom H-bracket, as it is only meant to hold the weight of a standard crest.

## pole mount crests slide onto pole; cannot be wall mounted

Catalog page 72	Catalog page 72
	
14¾"W x 6"H pole mount only	10¾"W x 4¼"H pole mount only
<b>C3</b>	<b>C4</b>
\$110.00 ea	\$85.00 ea

### pole mount crest installation method

pole mount crest slides onto pole



Set screw (B) holds crest in place. Be sure the return (distance from wall to center of cradle) on your pole brackets (A) allow the back of the crest to clear the wall and other objects.

please note:

- pole brackets (A) cannot be installed where the pole mount crest is positioned (if center support bracket is needed, it will be to the side(s) of the crest)
- rings will not fit behind pole mount crest

4' set includes 2 steel finials, 1 (4') steel pole, and 2 steel brackets

6' set includes 2 steel finials, 1 (6') steel pole, and 3 steel brackets

8' set includes 2 steel finials, 1 (8') steel pole, and 3 steel brackets



### Product Information

- Sold in sets only
- Poles can be cut to specified length. Fall off will not be saved or shipped.
- 5 hand painted finishes available on all sets and ring packs:
  - 105 Bronze
  - 110 Flat Black with Gold
  - 117 Walnut Gold
  - 126 Dark Walnut Gloss with Gold
  - 250 Platinum

### Please Specify

- Finial set number and set length
- Pole length, if to be cut down
- Finish color
- Connector screw, if needed. Two sets may be connected to achieve longer lengths. We recommend putting a support bracket at the connection. Two complete sets must be ordered.
- Ring pack set number and finish color, if desired

## 1" finial sets include 1" diameter steel pole and L135 steel brackets ( 3 5/8" return)

	Catalog page 74	Catalog page 74	Catalog page 74	Catalog page 74	Catalog page 74	Catalog page 74
	finial: 2 1/4"L x 2"W	finial: 4"L x 2"W, 1 3/4" base	finial: 1/2"L x 1 1/4"W, 1 1/4" base	finial: 3 1/2"L x 2 1/2"W, 1 3/4" base	finial: 2"L x 2 3/4"W, 1 1/4" base	inside mount bracket: 1 1/8"H x 3/4"Deep, 1 3/8"W
	<b>L9328BSET</b>	<b>K657SET</b>	<b>SEC125SET</b>	<b>SF69SET</b>	<b>SF133SET</b>	<b>IM125SET</b>
4' set:	\$157.00 ea set	\$157.00 ea set	\$133.00 ea set	\$171.00 ea set	\$189.00 ea set	\$104.00 ea set
6' set:	\$199.00 ea set	\$199.00 ea set	\$175.00 ea set	\$213.00 ea set	\$231.00 ea set	NA
8' set:	\$226.00 ea set	\$226.00 ea set	\$202.00 ea set	\$240.00 ea set	\$258.00 ea set	NA

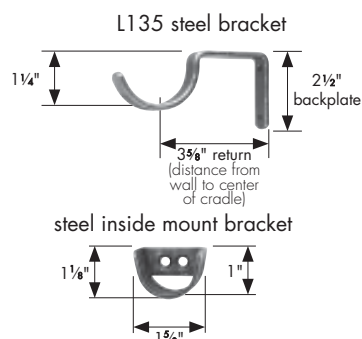
## 2" finial sets include 2" diameter wood pole and WL1 steel brackets ( 3 1/2" return)

	Catalog page 75	Catalog page 75	Catalog page 75	Catalog page 75	Catalog page 75	Catalog page 75
	finial: 1 1/2"L x 3"W, 2" base	finial: 3"L x 3"W, 2 1/2" base	finial: 5"L x 3"W, 2 1/2" base	finial: 6"L x 3 1/2"W, 2 1/2" base	finial: 4 5/8"L x 3"W, 3" base	inside mount bracket: 3 1/2"L x 4 1/8"W, 1"Deep
	<b>2ECSET</b>	<b>225MC5SET</b>	<b>GB1SET</b>	<b>R22569SET</b>	<b>WW77SET</b>	<b>ISMSET</b>
4' set:	\$187.00 ea set	\$235.00 ea set	\$285.00 ea set	\$253.00 ea set	\$235.00 ea set	\$162.00 ea set
6' set:	\$261.00 ea set	\$309.00 ea set	\$359.00 ea set	\$327.00 ea set	\$309.00 ea set	NA
8' set:	\$309.00 ea set	\$357.00 ea set	\$407.00 ea set	\$375.00 ea set	\$357.00 ea set	NA

### 1" rings, pack of 7

smooth steel  
Catalog page 74

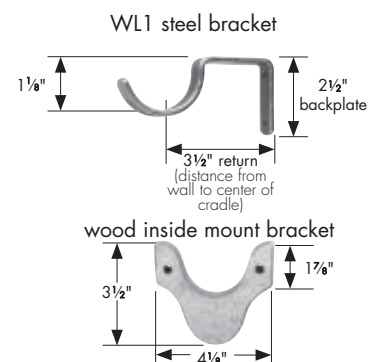
1 1/2"ID, 2"OD  
**SR3SET**  
\$34.00 ea set



### 2" rings, pack of 7

smooth steel  
Catalog page 75







2 1/4"ID, 2 3/4"OD  
**SR7SET**  
\$39.00 ea set



# 1"-1 3/8" the modern collection










artforms by design<sup>2</sup>

## 1" finials available in Chrome only

<p>Catalog page 76</p>  <p>4 1/4"L x 2 1/2"W, 7/8" pole inset</p> <p><b>AF100-1</b></p> <p>\$84.00 ea</p>	<p>Catalog page 76</p>  <p>4 3/8"L x 2 1/4"W, 3/4" pole inset</p> <p><b>AF200-1</b></p> <p>\$116.00 ea</p>	<p>Catalog page 76</p>  <p>3"L x 2 3/4"W, no pole inset</p> <p><b>AF300-1</b></p> <p>\$67.00 ea</p>	<p>Catalog page 76</p>  <p>4 1/4"L x 2 1/2"W, 3/4" pole inset</p> <p><b>AF400-1</b></p> <p>\$67.00 ea</p>	<p>Catalog page 76</p>  <p>5 1/2"L x 2 3/4"W, 7/8" pole inset</p> <p><b>AF500-1</b></p> <p>\$67.00 ea</p>
<p>Catalog page 76</p>  <p>4"L x 3"W, 3/4" pole inset</p> <p><b>AF600-1</b></p> <p>\$67.00 ea</p>				






please note: pole inset = length of pole covered by finial base

## 1" finials available in Brushed Nickel (BN), Gunmetal (GM), or Black (B) only

<p>Catalog page 76</p>  <p>4 3/8"L x 2 3/4"W, 7/8" pole inset</p> <p><b>SG100-1</b></p> <p>\$50.00 ea</p>	<p>Catalog page 76</p>  <p>1"L x 2"W, 7/8" pole inset</p> <p><b>SG110-1</b></p> <p>\$70.00 ea</p>	<p>Catalog page 76</p>  <p>7/8"L x 1"W, 7/8" pole inset</p> <p><b>SG120-1</b></p> <p>\$16.00 ea</p>	<p>Catalog page 76</p>  <p>1 1/2"L x 1 3/4"W, 7/8" pole inset</p> <p><b>SG130-1</b></p> <p>\$52.00 ea</p>	<p>Catalog page 76</p>  <p>2 1/2"L x 2 1/8"W, 7/8" pole inset</p> <p><b>SG140-1</b></p> <p>\$68.00 ea</p>
<p>Catalog page 76</p>  <p>3 1/4"L x 2"W, 5/8" pole inset</p> <p><b>SG150-1</b></p> <p>\$55.00 ea</p>	<p>Catalog page 76</p>  <p>3 3/4"L x 2 1/8"W, 3/4" pole inset</p> <p><b>SG160-1</b></p> <p>\$55.00 ea</p>	<p>Catalog page 76</p>  <p>3 3/4"L x 2 1/4"W, 3/4" pole inset</p> <p><b>SG170-1</b></p> <p>\$55.00 ea</p>	<p>Catalog page 76</p>  <p>2 3/4"L x 1 1/8"W, 2 3/8" pole inset, pole finish shows through finial holes</p> <p><b>SG180-1</b></p> <p>\$55.00 ea</p>	

please note: pole inset = length of pole covered by finial base

## 1 3/8" finials available in Brushed Nickel (BN), Gunmetal (GM), or Black (B) only

<p>Catalog page 77</p>  <p>Clear Acrylic</p> <p>4 3/8"L x 2 1/4"W, 1" pole inset available in Brushed Nickel only</p> <p><b>AC200</b></p> <p>\$174.00 ea</p>	<p>Catalog page 77</p>  <p>1"L x 1 1/8"W, 7/8" pole inset</p> <p><b>SG120-1.375</b></p> <p>\$21.00 ea</p>	<p>Catalog page 77</p>  <p>2"L x 1 3/4"W, 7/8" pole inset</p> <p><b>SG130-1.375</b></p> <p>\$61.00 ea</p>	<p>Catalog page 77</p>  <p>2 3/8"L x 2 1/8"W, 7/8" pole inset</p> <p><b>SG140-1.375</b></p> <p>\$77.00 ea</p>	<p>Catalog page 77</p>  <p>4"L (3 1/2") x 2 1/2"W, 7/8" pole inset</p> <p><b>SG150-1.375</b></p> <p>\$82.00 ea</p>
---	--	--	--	---




please note: pole inset = length of pole covered by finial base

# 1"-1 3/8" the modern collection

The Modern Collection brackets are available in Brushed Nickel, Black, or Gunmetal. The Modern Collection 1" brackets are also available in Chrome.




## 1" metal cradle brackets, 1 3/4" Dia backplate

Bracket return measured from wall to center of cradle.

Catalog page 77  Single Bracket	Catalog page 77  Single Bracket	Catalog page 77  Double Bracket
6" return <b>SG350-1</b> \$60.00 ea	3 1/2" return <b>SG360-1</b> \$50.00 ea	6 1/2" front return, 3 1/4" back return <b>SG370-1</b> \$94.00 ea




## 1" metal ceiling/center eyelet brackets, 1 3/4" Dia backplate

Bracket return measured from wall to center of cradle.

Catalog page 77  Single Bracket	Catalog page 77  Single Bracket	Catalog page 77  Double Bracket
6" return <b>SG300-1</b> \$60.00 ea	3 1/2" return <b>SG310-1</b> \$50.00 ea	7 1/4" front return, 3 3/8" back return <b>SG380-1</b> \$94.00 ea




## 1 3/8" metal cradle brackets, 1 3/4" Dia backplate

Bracket return measured from wall to center of cradle.


Catalog page 77  Single Bracket	Catalog page 77  Single Bracket	Catalog page 77  Double Bracket
6" return <b>SG350-1.375</b> \$64.00 ea	3 1/2" return <b>SG360-1.375</b> \$54.00 ea	7 3/8" front return, 3 3/8" back return <b>SG370-1.375</b> \$99.00 ea

## 1 3/8" metal ceiling/center eyelet brackets, 1 3/4" Dia backplate

Bracket return measured from wall to center of cradle.

Catalog page 77  Single Bracket	Catalog page 77  Single Bracket	Catalog page 77  Double Bracket
6" return <b>SG300-1.375</b> \$64.00 ea	3 1/2" return <b>SG310-1.375</b> \$54.00 ea	7 3/8" front return, 3 3/4" back return <b>SG380-1.375</b> \$99.00 ea

## inside mount metal brackets

Bracket Set for 1" Poles <b>SG400-1</b> \$15.00 ea	Bracket Set for 1 3/8" Poles <b>SG400-1.375</b> \$22.00 ea	
Catalog page 77		

# 1"-1 3/8" the modern collection

## 1"-1 3/8" diameter poles

### 1" Diameter Steel Pole:

- Steel tube pole sold in 1- foot increments, 2 foot minimum.
- Cut to specified length. Fall off will not be saved or shipped.

### 1 3/8" Diameter Steel Pole or Clear Acrylic Pole:

- Steel tube pole or Clear Acrylic pole sold in 1- foot increments, 2 foot minimum.
- Cut to specified length. Fall off will not be saved or shipped.
- Acrylic poles cannot be spliced.

### Please Specify

- Item number (includes finish code)
- Pole length

Catalog page 77

Item Number	2 FT	3 FT	4 FT	5 FT	6 FT	7 FT	8 FT	9 FT	10 FT	per FT
-------------	------	------	------	------	------	------	------	------	-------	--------

### 1" diameter poles

Black 1" diameter pole Maximum continuous length: 192 inches (16')

ML100-B	\$33.00	\$49.50	\$66.00	\$82.50	\$99.00	\$115.50	\$132.00	\$148.50	\$165.00	\$16.50
---------	---------	---------	---------	---------	---------	----------	----------	----------	----------	---------

Brush Nickel 1" diameter pole Maximum continuous length: 240 inches (20')

ML100-BN	\$74.00	\$111.00	\$148.00	\$185.00	\$222.00	\$259.00	\$296.00	\$333.00	\$370.00	\$37.00
----------	---------	----------	----------	----------	----------	----------	----------	----------	----------	---------

Chrome 1" diameter pole Maximum continuous length: 144 inches (12')

ML100-CH	\$60.00	\$90.00	\$120.00	\$150.00	\$180.00	\$210.00	\$240.00	\$270.00	\$300.00	\$30.00
----------	---------	---------	----------	----------	----------	----------	----------	----------	----------	---------

Gunmetal 1" diameter pole Maximum continuous length: 192 inches (16')

ML100-GM	\$33.00	\$49.50	\$66.00	\$82.50	\$99.00	\$115.50	\$132.00	\$148.50	\$165.00	\$16.50
----------	---------	---------	---------	---------	---------	----------	----------	----------	----------	---------

### 1 3/8" diameter poles

Acrylic 1 3/8" diameter pole Maximum length: 144 inches (12')

AC138	\$70.00	\$105.00	\$140.00	\$175.00	\$210.00	\$245.00	\$280.00	\$315.00	\$350.00	\$35.00
-------	---------	----------	----------	----------	----------	----------	----------	----------	----------	---------

Black 1 3/8" diameter pole Maximum continuous length: 192 inches (16')

ML138-B	\$38.00	\$57.00	\$76.00	\$95.00	\$114.00	\$133.00	\$152.00	\$171.00	\$190.00	\$19.00
---------	---------	---------	---------	---------	----------	----------	----------	----------	----------	---------

Brushed Nickel 1 3/8" diameter pole Maximum continuous length: 240 inches (20')

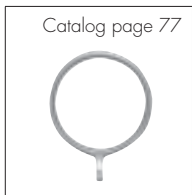
ML138-BN	\$90.00	\$135.00	\$180.00	\$225.00	\$270.00	\$315.00	\$360.00	\$405.00	\$450.00	\$45.00
----------	---------	----------	----------	----------	----------	----------	----------	----------	----------	---------

Gunmetal 1 3/8" diameter pole Maximum continuous length: 192 inches (16')

ML138-GM	\$38.00	\$57.00	\$76.00	\$95.00	\$114.00	\$133.00	\$152.00	\$171.00	\$190.00	\$19.00
----------	---------	---------	---------	---------	----------	----------	----------	----------	----------	---------

## rings

### smooth metal ring



Catalog page 77

for 1" pole

1 1/2"ID

**SG500\***

\$8.00 ea

1 1/2"ID

**SG510\***

\$8.25

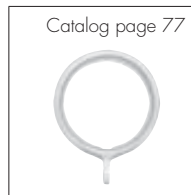
for 1 3/8" pole

2"ID

**SG520**

\$9.00 ea

### smooth metal ring with plastic insert



Catalog page 77

for 1" pole

1 1/2"ID

**SG510I\***

\$11.00 ea

for 1 3/8" pole

2"ID


**SG520I**

\$11.00 ea

All rings are available in Brushed Nickel, Black or Gunmetal.  
\* SG500, SG510 and SG510I rings are also available in Chrome.

## metal pole splicer

for connecting metal poles



Catalog page 77

for splicing 1" metal poles

**SGSPICE-1**

\$11.00 ea

for splicing 1 3/8" metal poles


**SGSPICE-1.375**

\$13.00 ea

Note: clear acrylic pole cannot be spliced

## flexible metal elbow

for connecting metal poles



Catalog page 77

for connecting 1" metal poles

**SGLELB-1**

\$45.00 ea

for connecting 1 3/8" metal poles

**SGLELB-1.375**

\$82.00 ea

Note: elbow cannot attach to clear acrylic pole



# outdoor hardware collection

The Outdoor Hardware Collection includes steel finials, poles, brackets and rings.

Tested for outdoor use, Outdoor Hardware is guaranteed against:

- UV exposure
- Humidity
- Sea spray

The 5 Outdoor Hardware custom finishes have a protective high gloss, weather-resistant topcoat.

105-OH Bronze

109-OH Flat Black

270-OH Mahogany Rust

440-OH Soft Gold

450-OH Aluminum



**Note:** Each order will include 2 oz. of finish and protective topcoat for periodic maintenance.

## Outdoor Hardware Limited Warranty

All Outdoor Hardware is guaranteed to be free of manufacturing defects and is covered under our Manufacturers Limited Warranty. The product is guaranteed not to rust and the finish not to fade for 5 years if the product is maintained according to the "Product Care" information. In the event of rusting or fading, photography may be requested for finalization of claims on a case-by-case basis.

## Outdoor Hardware Product Care

Unlike indoor drapery hardware, outdoor hardware requires periodic maintenance. It is important that any damages or finish abrasion be repaired immediately. Any scratches incurred during installation must be repaired at that time. Stainless steel mounting hardware is recommended, but not included. Each order will include 2 oz. of finish and protective topcoat for periodic maintenance.



In addition, twice a year, it is important to clean and inspect the outdoor hardware for scratches or wear patterns that could expose the metal and result in rusting. This is very important for treatments with rings. If such areas are discovered, apply the paint finish sent with the order. When dry, apply the clear protective topcoat also provided.

***please note:** allow 10-15 business days for production of Outdoor Hardware Collection. Professional installation recommended due to weight of steel products. Brackets recommended every 3 feet. Splicing not recommended for steel rods.*





# outdoor hardware collection

## steel finials



### fit 3/4" and 1" poles

Catalog page 79	Catalog page 79
	
7 1/2"L x 4 1/4"W, 1" base	1/4"L x 1 1/4"W, 1 1/4" base
<b>L848</b>	<b>SEC125</b>
\$54.00 ea	\$30.00 ea




### fit 1" and 1 1/4" poles

Catalog page 79	Catalog page 79	Catalog page 79	Catalog page 79
			
3 1/2"L x 2 1/2"W, 1 1/4" base	1 1/2"L x 2 1/8"W, 2" base	5"L x 4 1/2"W	6 3/4"L x 3 3/4"W, 2" base
<b>4519C</b>	<b>EC135</b>	<b>LS385</b>	<b>SF222</b>
\$45.00 ea	\$37.00 ea	\$76.00 ea	\$37.00 ea

### fit 1 1/4" and 1 3/4" poles




Catalog page 79	Catalog page 79
	
5"L x 4 1/2"W	2 1/2"L x 2 1/2"W, 2" base
<b>LS385</b>	<b>SF63</b>
\$76.00 ea	\$54.00 ea

### fit 1 3/4" poles

Catalog page 79	Catalog page 79	Catalog page 79
		
8 3/4"L x 4 1/4"W, 2 3/8" base	1/4"L x 2"W, 2" base	3 1/2"L x 2 1/2"W, 2 1/8" base
<b>L848+FC1</b>	<b>SEC2</b>	<b>SF151</b>
\$74.00 ea	\$33.00 ea	\$65.00 ea

## steel brackets

Bracket return measured from wall to center of cradle.

 Catalog page 80 <b>Steel Eyelet Bracket</b>	 Catalog page 80 <b>Steel Inside Mount Bracket</b>	 Catalog page 80 <b>Steel Bracket</b>
for 1" or 1 1/4" pole	for 1" or 1 1/4" pole	for 3/4", 1" or 1 1/4" pole
3 1/2" bp, 3 1/2" return, eyelet 1 3/8" ID	1 1/8" H, 3/4" Deep, 1 3/8" W	3 3/8" backplate, 6" return
<b>EB3</b>	<b>IM125</b>	<b>L26</b>
\$46.00 ea	\$32.00 ea	\$52.00 ea
3 1/2" bp, 6" return, eyelet 1 3/8" ID	for 1 3/4" pole	3 3/8" backplate, 3 1/2" return
<b>EB4</b>	<b>IM175</b>	<b>L235</b>
\$48.00 ea	\$32.00 ea	\$42.00 ea
for 1 3/4" pole		for 1 3/4" pole
3 1/2" bp, 3 1/2" return, eyelet 1 3/8" ID		3 3/8" backplate, 6" return
<b>EB5</b>		<b>B1756</b>
\$46.00 ea		\$52.00 ea
3 1/2" bp, 6" return, eyelet 1 3/8" ID		3 3/8" backplate, 3 1/2" return
<b>EB6</b>		<b>B17535</b>
\$48.00 ea		\$42.00 ea

## steel poles

### Product Information

- Sold in 1 foot increments, 2 foot minimum
- Cut to specified length. Fall off will not be saved or shipped.
- Connector screw, available for joining two poles for no additional charge.





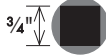
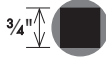
### Please Specify

- Item number
- Custom pole length
- Finish color, available in 105-OH Bronze, 109-OH Flat Black, 270-OH Mahogany Rust, 440-OH Soft Gold, or 450-OH Aluminum
- Connector screw, if needed. *We recommend putting a support bracket at the connection.*
- Options, if selected (see list)

### Options, see pages 6-10





- Mitered returns: **\$64.00 SRP per return**
- Bent returns: **\$80.00 SRP per return**  
*Note: Only available for 75HSRB pole*
- Standard 45° miter cut (for 90° corners):  
**\$64.00 SRP per connection**
- Non-45° miter cut (for non-90° corners):  
**\$90.00 SRP per connection**
- Arches: **\$600.00 SRP per bend**  
*Note: Only available for 75HSRB pole*

Catalog page 80

Item Number	2 FT	3 FT	4 FT	5 FT	6 FT	7 FT	8 FT	per FT
 3/4" diameter 1" height	3/4" hammered solid steel pole Maximum continuous length: 118 inches (9'8")							
<b>75HSRB</b>	\$90.00	\$135.00	\$180.00	\$225.00	\$270.00	\$315.00	\$360.00	\$45.00
 1" diameter 1" height	1" round steel tube Maximum continuous length: 192 inches (16')							
<b>RR100</b>	\$33.00	\$49.50	\$66.00	\$82.50	\$99.00	\$115.50	\$132.00	\$16.50
 1 1/4" diameter 1 1/4" height	1 1/4" round steel tube Maximum continuous length: 192 inches (16')							
<b>RR125</b>	\$36.00	\$54.00	\$72.00	\$90.00	\$108.00	\$126.00	\$144.00	\$18.00
 1 3/4" diameter 1 3/4" height	1 3/4" round steel tube Maximum continuous length: 192 inches (16')							
<b>RR175</b>	\$40.00	\$60.00	\$80.00	\$100.00	\$120.00	\$140.00	\$160.00	\$20.00
 3/4" diameter 1" height	1" single twist solid steel pole Maximum continuous length: 228 inches (19')							
<b>ST2</b>	\$52.00	\$78.00	\$104.00	\$130.00	\$156.00	\$182.00	\$208.00	\$26.00
 3/4" diameter 1" height	1" double twist solid steel pole Maximum continuous length: 228 inches (19')							
<b>ST3</b>	\$68.00	\$102.00	\$136.00	\$170.00	\$204.00	\$238.00	\$272.00	\$34.00





# outdoor hardware

## rings


hammered steel ring	oval hammered steel ring	smooth steel ring	twist steel ring
Catalog page 80	Catalog page 80	Catalog page 80	Catalog page 80
			
for 1" or 1 1/4" pole	for 1" or 1 1/4" pole	for 3/4" pole	for 1", 1 1/4" or 1 1/2" pole
1 1/4"ID, 2 1/2"OD	1 1/4"ID, 2 1/2"OD	1"ID, 1 1/2"OD	2 1/2"ID, 3"OD
<b>HSR1</b>	<b>OVL1</b>	<b>SR1</b>	<b>SR5</b>
\$14.00 ea	\$12.00 ea	\$6.00 ea	\$7.00 ea
for 1 3/4" pole	for 1 3/4" pole	for 1" or 1 1/4" pole	
2"ID, 2 3/4"OD	2"ID, 2 3/4"OD	1 1/2"ID, 2"OD	
<b>HSR175</b>	<b>OVL175</b>	<b>SR3</b>	
\$15.00 ea	\$12.00 ea	\$6.00 ea	
		for 1 3/4" pole	
		2 1/4"ID, 2 3/4"OD	
		<b>SR7</b>	
		\$7.00 ea	

**please note:** rings may abrade protective outdoor finish with frequent use. Please see Product Care for maintenance recommendations.


## metal rosettes

Catalog page 79	Catalog page 79	Catalog page 79	Catalog page 79
			
3" Dia, steel	5 1/2" Dia, brass	3 3/8" Dia, steel	4 3/8" Dia, steel
<b>R16</b>	<b>R101</b>	<b>R102</b>	<b>RDSY4</b>
\$43.00 ea	\$55.00 ea	\$43.00 ea	\$50.00 ea


## tieback posts for rosettes

Catalog page 80

bottom base: 1 3/4" Dia
2 1/2" projection
<b>NBL2</b>
\$15.00 ea
3 1/2" projection
<b>NBL4</b>
\$15.00 ea
6" projection
<b>NBL6</b>
\$15.00 ea


## leaf tieback

Catalog page 80

9"L x 5" projection
<b>STBA21</b>
►specify left or right (shown)
\$95.00 ea

## standard tieback

Catalog page 80

4 1/2"L x 1 1/4" projection
<b>TTBH1</b>
\$35.00 ea

## standard tieback

Catalog page 80

3 1/2"L x 1 1/4" projection
<b>TTBH2</b>
\$45.00 ea

## standard traverse systems

- Recommended for lightweight fabrics & sheers
- Single & Double Track Systems available
- Center or One-Way Draw available
- Available with or without wood fascia
- All profiles for 2", 2¼" or 3" wood poles available
- Available with or without decorative wood C-rings
- Pinch pleat carriers available in Bronze or White; C-ring carriers only available in Bronze
- Track and brackets available in Bronze, Gold or White
- Continuous track available up to 20', continuous fascia available up to 16'; splices and blended splices can be used to achieve longer lengths


## heavy duty ball bearing systems

- Recommended for heavier treatments with lining or treatments mounted over 10' from floor
- Single & Double Track Systems available
- Center or One-Way Draw available
- Available with or without wood fascia
- All profiles for 2", 2¼", or 3" wood poles available
- Not available with C-rings
- Pinch pleat or Ripplefold®-style carriers available (80%, 100%, or 120% fullness) in white only
- Track and brackets available in Bronze, Gold or White; end pulleys available in White only
- Continuous track available up to 16', continuous fascia available up to 16'; splices and blended splices can be used to achieve longer lengths



## configurations for corded traverse systems




**Single Corded Traverse with Wood Fascia** HDTB35 Single Bracket or HDTB as Single Bracket included. Available with C-Rings. Finials and C-Rings sold separately.




**Double Corded Traverse with Wood Fascia** HDTB Double Bracket included. Back track available with or without wood fascia. Back track shown with end caps. Front track available with C-Rings. Finials, end caps, and C-Rings sold separately. See page 56.



**Single or Double Corded Traverse with Mitered Return** HDTB35 Single Bracket or HDTB as Single or Double Bracket included. Back track available with or without wood fascia. Finials and C-rings are not available with this option. Mitered return fees apply. See page 59.



**Single Corded Traverse with Wood Pole** 2", 2¼", and 3" wood poles can be used. Shown with Custom Traverse Brackets. Back track available with or without wood fascia. Back track shown with end caps. Finials, end caps, Custom Traverse Brackets, and full rings, and front pole sold separately. See page 58.

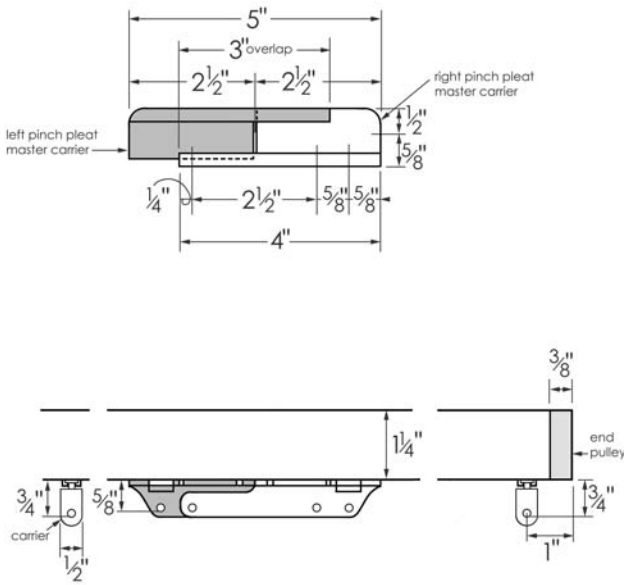


# corded traverse

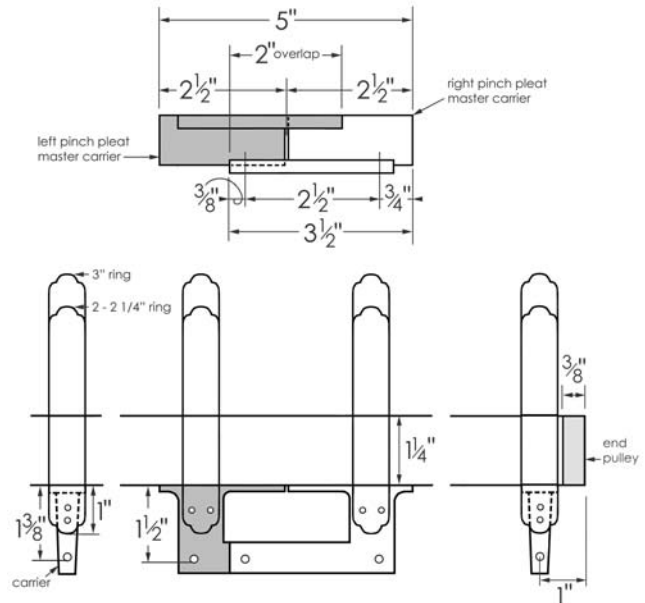
## carriers for corded traverse systems

### standard corded traverse systems

#### pinch pleat carriers NO RINGS

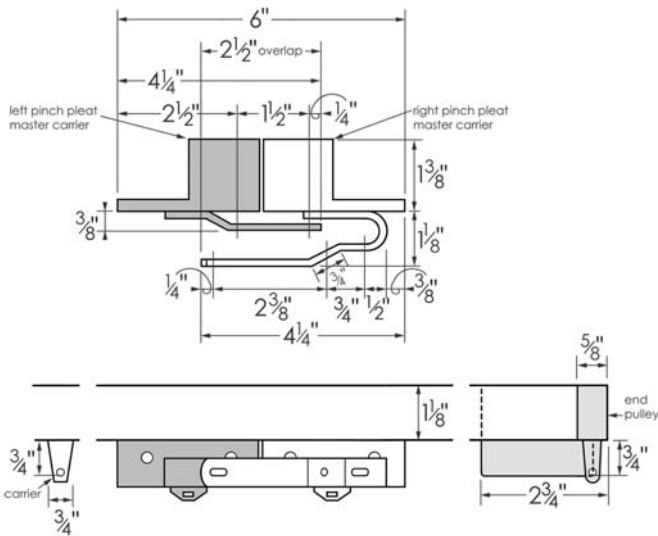


#### pinch pleat carriers WITH RINGS

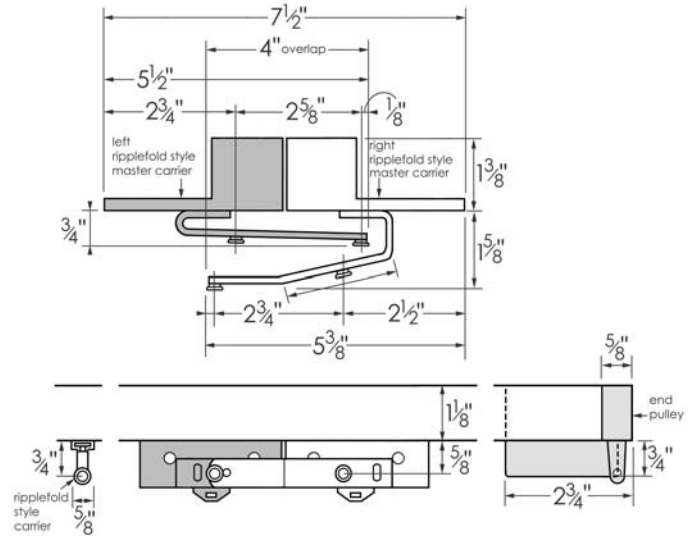


### ball-bearing corded traverse systems

#### pinch pleat carriers



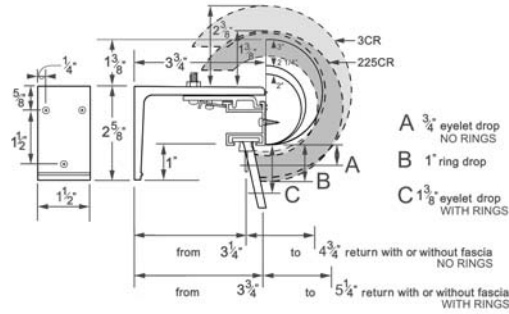
#### ripplefold style carriers



## wall mount brackets

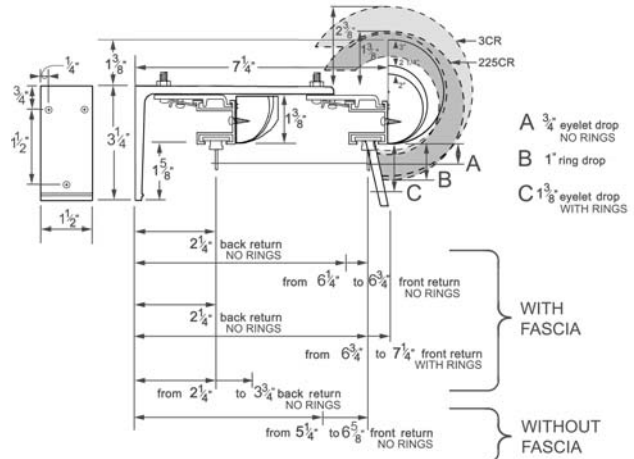
### Single Standard Coded Bracket (HDTB35)

Available in Gold, Bronze or White



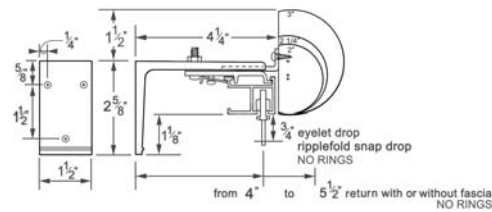
### Double Standard Coded Bracket (HDTB)

Available in Gold, Bronze or White



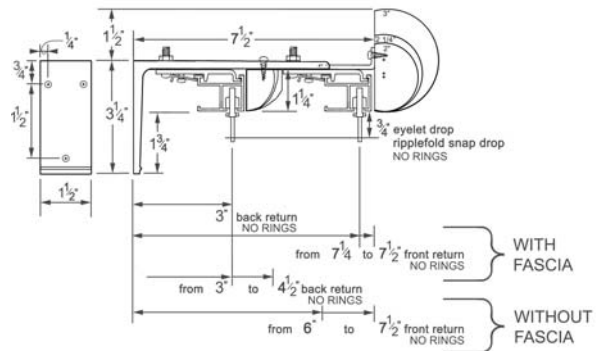
### Single Ball Bearing Coded Bracket (HDTB35)

Available in Gold, Bronze or White



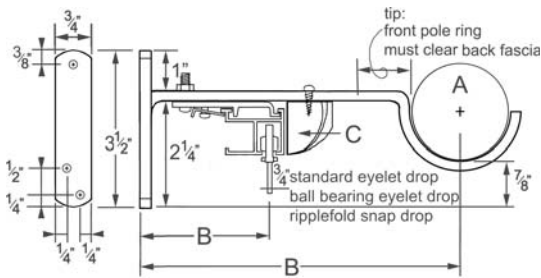
### Double Ball Bearing Coded Bracket (HDTB)

Available in Gold, Bronze or White



### Custom Traverse Bracket (TBKT)

Available in any TFC painted finish. Sold separately. Use with Single Coded Track.



This bracket allows stationary panels on a full 2", 2 1/4" or 3"D wood pole in front of a single coded traverse track.

Optional back fascia will be attached to Custom TBKT Bracket for ball bearing track (shown) or directly to standard track. Diagram depicts ensemble when back fascia is desired.

When ordering, specify:

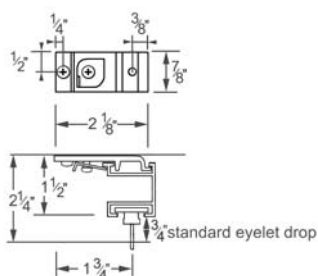
- A. front pole diameter and profile
- B. return from wall to center pole (tip: remember ring used on front pole must clear back track/back fascia)
- C. back fascia, if desired
- D. system type (standard or ball bearing)

## ceiling mount bracket

Please note: only Custom Ceiling Mount Bracket will accommodate fascia and finials.

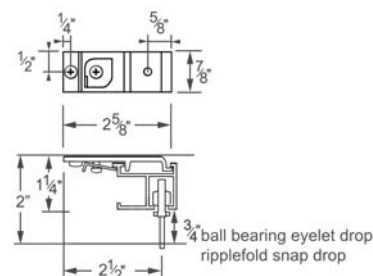
### Standard Ceiling Mount Bracket

Available in Silver



### Ball Bearing Ceiling Mount Bracket

Available in Silver

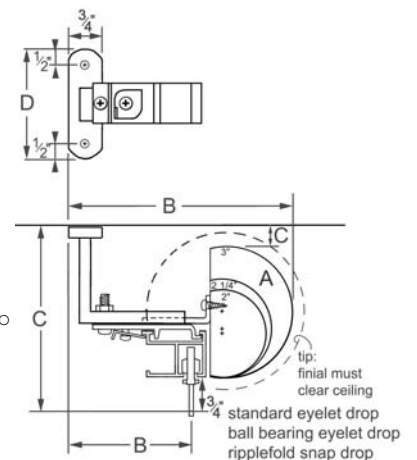


### Custom Ceiling Mount Bracket

Available in any TFC painted finish. Sold separately

When ordering, specify:

- A. fascia diameter and profile
- B. projection to carrier and/or to front of fascia
- C. drop from ceiling to carrier eyelet and/or from ceiling to top of fascia (tip: finial must clear ceiling)
- D. width of mounting plate if longer than 2 1/2"



# corded traverse

## single standard traverse system

Catalog page 82

### Product Information

- Single standard traverse system price includes: traverse track, 2 adjustable end brackets, an additional adjustable bracket every 3-4 feet, and 3-4 carriers per foot.
- Sold in 2 foot increments, 4 foot minimum.
- Cut to specified length. Fall off will not be saved or shipped.
- Track maximum length up to 240 inches (20 ft.)
- Track and matching brackets available in antique gold, bronze or white.
- Carriers available in bronze or white
- Center or one-way draw available
- Fascia, if selected, in 2", 2¼", or 3" wood pole profiles, available up to 192 inches (16 ft.), is screwed directly onto front of traverse system track. Fascia over 16 feet will be spliced.
- Standard cord drop: 120 inches

### Please Specify

- Item number for track or track with wood fascia
- Track length (track and fascia are the same length)
- Track and matching bracket color (if not specified, we will select color to match fascia finish)
- Bracket return: 3½" or 6" (adjustable, see page 55 for details)

- Cord location: right or left
- Draw: center, one-way stack right or one-way stack left
- Number of carriers if different than 3-4 per foot
- Cord drop (standard is 120")
- Finish name and number for fascia, if selected

### Options

- Custom ceiling mount bracket page 58
- Additional adjustable brackets page 58
- Finials, sold separately pages 30-37
- 3½" or 6" mitered return(s) page 59
- Standard splices and blended splices for fascia over 16' page 59

### Accessories

- C-rings available on standard corded traverse only.

### Additional Corded Traversing Configurations

Pricing for Double Systems and other configurations are based on Single System pricing. See page 58 for details.

### Wood Traverse C-Ring

Catalog page 85



use with 2" or 2¼" diameter wood pole  
2½"ID, 4¼"OD

**225CR**  
\$14.50 ea

---

use with 3" diameter wood pole  
3¾"ID, 5"OD

**3CR**  
\$17.50 ea

Hand finished wood rings can be purchased separately for any length of standard traverse.

**Please note:** When specifying the quantity of rings needed, it is not necessary to include the master carrier rings (2 for a center draw and 1 for a one-way draw).

Item #	Descriptions	4 FT	6 FT	8 FT	10 FT	12 FT	14 FT	16 FT	per 2 FT
--------	--------------	------	------	------	-------	-------	-------	-------	----------

### standard traverse without wood fascia (includes track, components, and your choice of HDTB35 or HDTB traverse brackets)

TTRACK	Traverse Track with No Fascia	\$148	\$222	\$296	\$370	\$444	\$518	\$592	\$74
--------	-------------------------------	-------	-------	-------	-------	-------	-------	-------	------

### 2" single standard traverse with wood fascia (includes track, components, and your choice of HDTB35 or HDTB traverse brackets)

TGWP	Traverse Track with Grooved Fascia	\$320	\$480	\$640	\$800	\$960	\$1,120	\$1,280	\$160
TFWP	Traverse Track with Fluted Fascia	\$320	\$480	\$640	\$800	\$960	\$1,120	\$1,280	\$160
TRWP	Traverse Track with Reeded Fascia	\$320	\$480	\$640	\$800	\$960	\$1,120	\$1,280	\$160
TSWP	Traverse Track with Smooth Fascia	\$320	\$480	\$640	\$800	\$960	\$1,120	\$1,280	\$160
TTWP	Traverse Track with Twisted Fascia	\$416	\$624	\$832	\$1,040	\$1,248	\$1,456	\$1,664	\$208

### 2¼" single standard traverse with wood fascia (includes track, components, and your choice of HDTB35 or HDTB traverse brackets)

225TG	Traverse Track with Grooved Fascia	\$320	\$480	\$640	\$800	\$960	\$1,120	\$1,280	\$160
225FLT	Traverse Track with Fluted Fascia	\$320	\$480	\$640	\$800	\$960	\$1,120	\$1,280	\$160
225RT	Traverse Track with Reeded Fascia	\$320	\$480	\$640	\$800	\$960	\$1,120	\$1,280	\$160
225TS	Traverse Track with Smooth Fascia	\$320	\$480	\$640	\$800	\$960	\$1,120	\$1,280	\$160
225WWRT	Traverse Track with Wide Reeded Fascia	\$320	\$480	\$640	\$800	\$960	\$1,120	\$1,280	\$160
225TWT	Traverse Track with Twisted Fascia	\$416	\$624	\$832	\$1,040	\$1,248	\$1,456	\$1,664	\$208

### 3" single standard traverse with wood fascia (includes track, components, and your choice of HDTB35 or HDTB traverse brackets)

3TVRGR	Traverse Track with Grooved Fascia	\$416	\$624	\$832	\$1,040	\$1,248	\$1,456	\$1,664	\$208
3TVRR	Traverse Track with Reeded Fascia	\$416	\$624	\$832	\$1,040	\$1,248	\$1,456	\$1,664	\$208
3TVRS	Traverse Track with Smooth Fascia	\$416	\$624	\$832	\$1,040	\$1,248	\$1,456	\$1,664	\$208
3TVRTW	Traverse Track with Twisted Fascia	\$544	\$816	\$1,088	\$1,360	\$1,632	\$1,904	\$2,176	\$272



single heavy duty ball bearing traverse system

Product Information

- Heavy duty ball bearing traversing track recommended for heavy-weight draperies or drapery mounted over 10 feet from floor
- Single ball bearing traverse system price includes: traversing track, 2 adjustable end brackets, an additional adjustable bracket every 3-4 feet, and 3-4 carriers per foot.
- Sold in 2 foot increments, 4 foot minimum.
- Cut to specified length. Fall off will not be saved or shipped.
- Track maximum length up to 240 inches (20 ft.)
- Track and matching bracket available in antique gold, bronze or white.
- Carriers and end pulleys available in white only
- Center or one-way draw available
- Fascia, if selected, in 2", 2¼", or 3" wood pole profiles, available up to 192 inches (16 ft.), is clipped onto traverse system track with a fascia L-bracket. Fascia over 16 feet will be spliced.
- Standard cord drop: 120 inches

Please Specify

- Item number for track or track with wood fascia
- Track length (track and fascia are the same length)
- Track and matching bracket color (if not specified, we will select color to match fascia finish)
- Bracket return: 3½" or 6" (adjustable, see page 55 for details)
- Cord location: right or left
- Draw: center, one-way stack right or one-way stack left
- Number of carriers if different than 4 per foot
- Pinch pleat or ripplefold style carriers
- Cord drop (standard is 120")
- Finish name and number for fascia, if selected

Options

- Custom ceiling mount bracket page 58
- Additional adjustable brackets page 58
- Finials, sold separately pages 30-37
- 3½" or 6" mitered returns page 59
- Standard splices and blended splices for fascia over 16' page 59

Additional Corded Traversing Configurations

Pricing for Double Systems and other configurations are based on Single System pricing. See page 58 for details.

Item #	Descriptions	4 FT	6 FT	8 FT	10 FT	12 FT	14 FT	16 FT	per 2 FT
--------	--------------	------	------	------	-------	-------	-------	-------	----------

single ball bearing traverse without wood fascia (includes track, components, and your choice of HDTB35 or HDTB traverse brackets)

BBRACK	Traverse Track with No Fascia	\$216	\$324	\$432	\$540	\$648	\$756	\$864	\$108
--------	-------------------------------	-------	-------	-------	-------	-------	-------	-------	-------

2" single ball bearing traverse with wood fascia (includes track, components, and your choice of HDTB35 or HDTB traverse brackets)

TGWPBB	Traverse Track with Grooved Fascia	\$388	\$582	\$776	\$970	\$1,164	\$1,358	\$1,552	\$194
TFWPBB	Traverse Track with Fluted Fascia	\$388	\$582	\$776	\$970	\$1,164	\$1,358	\$1,552	\$194
TRWPBB	Traverse Track with Reeded Fascia	\$388	\$582	\$776	\$970	\$1,164	\$1,358	\$1,552	\$194
TSWPBB	Traverse Track with Smooth Fascia	\$388	\$582	\$776	\$970	\$1,164	\$1,358	\$1,552	\$194
TTWPBB	Traverse Track with Twisted Fascia	\$484	\$726	\$968	\$1,210	\$1,452	\$1,694	\$1,966	\$272

2¼" single ball bearing traverse with wood fascia (includes track, components, and your choice of HDTB35 or HDTB traverse brackets)

225TGBB	Traverse Track with Grooved Fascia	\$388	\$582	\$776	\$970	\$1,164	\$1,358	\$1,552	\$194
225FLTBB	Traverse Track with Fluted Fascia	\$388	\$582	\$776	\$970	\$1,164	\$1,358	\$1,552	\$194
225RTBB	Traverse Track with Reeded Fascia	\$388	\$582	\$776	\$970	\$1,164	\$1,358	\$1,552	\$194
225TSBB	Traverse Track with Smooth Fascia	\$388	\$582	\$776	\$970	\$1,164	\$1,358	\$1,552	\$194
225WWRTBB	Traverse Track with Wide Reeded Fascia	\$388	\$582	\$776	\$970	\$1,164	\$1,358	\$1,552	\$194
225TWTBB	Traverse Track with Twisted Fascia	\$484	\$726	\$968	\$1,210	\$1,452	\$1,694	\$1,966	\$272

3" single ball bearing traverse with wood fascia (includes track, components, and your choice of HDTB35 or HDTB traverse brackets)

3TVRGRBB	Traverse Track with Grooved Fascia	\$484	\$726	\$968	\$1,210	\$1,452	\$1,694	\$1,966	\$272
3TVRRBB	Traverse Track with Reeded Fascia	\$484	\$726	\$968	\$1,210	\$1,452	\$1,694	\$1,966	\$272
3TVRSBB	Traverse Track with Smooth Fascia	\$484	\$726	\$968	\$1,210	\$1,452	\$1,694	\$1,966	\$272
3TVRTWBB	Traverse Track with Twisted Fascia	\$612	\$918	\$1,088	\$1,360	\$1,836	\$2,142	\$2,448	\$306

# corded traverse

## additional corded traverse system configurations

## HOW TO ORDER

### Double Corded Traverse System with or without Wood Fascia on Front and Back Track

- Price:
- 1 Single Traverse System - front (priced with or without 1/2 round fascia)
  - +1 Single Traverse System - back (priced with or without 1/4 round fascia, no C-rings)  
HDTB Double Traverse brackets included in system price
  - + Finials and C-Rings, if any (sold separately) C-rings front only.

Order 2 Single Traverse Systems, 1 of which **MUST** be noted as the back track in order to receive the Double brackets.

### Corded Traverse System with Mitered Return(s)

- Single Price:
- 1 Single Traverse System (priced with 1/2 round fascia, no C-rings)  
HDTB35 or HDTB Single Traverse brackets included in system price
  - + \$54.00 per 3 1/2" or 6" mitered fascia return
- Double Price:
- 1 Single Traverse System - front (priced with 1/2 round fascia, no C-rings)
  - + \$54.00 per 6" mitered fascia return
  - +1 Single Traverse System - back (priced with or without 1/4 round fascia, no C-rings)  
HDTB Double Traverse brackets included in system price

Order 1 Single Traverse System.  
Specify 3 1/2" or 6" mitered fascia returns.

Order 2 Single Traverse Systems, 1 of which **MUST** be noted as the back track. The front track **MUST** be specified with 6" mitered fascia returns.

### Single Corded Traverse System with or without Wood Fascia on Back Track with Stationary Pole on Front

- Price:
- 1 Single Traverse System - back (priced with or without 1/4 round fascia)
  - +1 2", 2 1/4", or 3" Full Pole - front (sold separately)
  - + Custom Traverse Brackets, Finials, and Rings (sold separately)

Order 1 Single Traverse System which **MUST** be noted as the back track. Must order Custom Traverse Brackets separately.

## corded traverse wall mount brackets



Steel Traverse Bracket Must specify which traverse system to be used with to ensure proper fit.

<b>HDTB35</b>	adjustable: See page 55 for dimensions and specification details	\$21.00 ea
---------------	--	------------

<b>HDTB</b>	single or double, adjustable: See page 55 for dimensions and specification details	\$29.00 ea
-------------	--	------------

Steel Custom Cradle Bracket (TBKT), Single Must specify whether for standard track or ball bearing track.

<b>Custom Traverse Bracket</b>	See page 55 for dimensions and specification details	\$65.00 ea
--------------------------------	--	------------

## corded traverse ceiling mount brackets



<b>Regular Corded Traverse Ceiling Mount Bracket Clip, Single</b>	1/2"H-2 1/8"Deep, 3/8"W for track-only system without fascia	\$10.00 ea
---	--	------------



<b>Ball Bearing Corded Traverse Ceiling Mount Bracket Clip, Single</b>	3/8"H-2 3/8"Deep, 3/8"W for track-only system without fascia	\$10.00 ea
--	--	------------



Steel Custom Ceiling Bracket, Single or Double  
Specify drop: contingent upon whether C-rings are used and which finials are chosen.

<b>CMTB</b>	See page 55 for dimensions and specification details	\$40.00 ea
-------------	--	------------



<b>Traverse Fascia L-Bracket</b>	1/2"H, 1 1/8"Deep, 3/4"W	\$20.00 ea
----------------------------------	--------------------------	------------

## corded traverse carriers

<b>Carrier:</b> Please specify system type	\$3.00 ea
<b>Master Carrier:</b> Please specify system type and draw (one-way left, one-way right, center left, center right)	\$21.00 ea
<b>Master Carrier Arm Extension:</b> Use to increase drapery overlap	\$26.00 ea

## additional corded traverse parts

<b>End Pulley:</b> Please specify system type	\$21.00 ea
<b>Cord Tension Pulley:</b> Device attaches to wall; keeps cord loop taut	\$21.00 ea

## additional corded traverse fees

- Wood fascia mitered return: **\$54.00 per return**
- Wood fascia mitered cut: **\$54.00 per connection**  
45° angle (90° corner)
- Wood fascia mitered cut: **\$80.00 per connection**  
non-45° angle (non-90° corner)
- Standard 45° fascia splice: **no charge**
- Blended fascia splice: **\$108.00 per splice**
- Fascia fabrication fee: **\$60.00 per pole**  
(if ordering fascia alone, order full pole and specify fascia fabrication)
- Restringing fee: **\$75.00 per track**

## additional standard corded traverse information

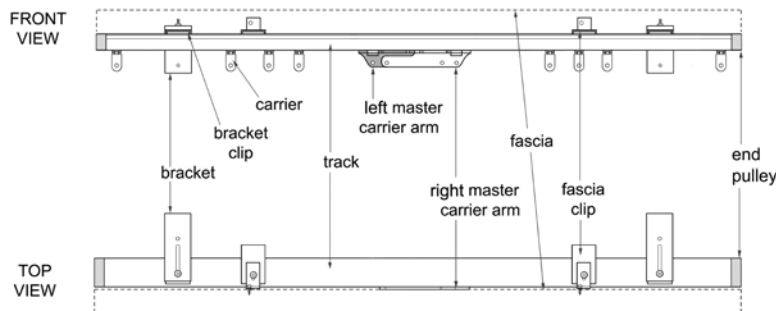
BRACKETS AND PINCH PLEAT CARRIERS  
quantity per system

	6'	7'	8'	9'	10'	11'	12'	13'	14'	15'	16'
pinch pleat carriers	24	28	32	36	40	44	48	52	56	60	64
brackets (HDTB35 or HDTB)	3	3	4	4	4	5	5	5	6	6	6

standard carriers are 4 per foot  
standard brackets are 1 every 3-4 feet

## CORDED TRAVERSE SYSTEM

includes 1 track, components, your choice of HDTB35 or HDTB brackets, and fascia with fascia clips when applicable. Pricing for Double Systems and other configurations are based on Single System pricing. See page 58 for how to specify.



## CORDED STACK BACK CALCULATION (each drapery panel)

- Standard pinch pleat **NO RINGS**: master carrier + (# carriers on panel x .5") + 1" = stack per drapery panel
- Standard pinch pleat **WITH RINGS**: master carrier + (# carriers on panel x .75") + 1" = stack per drapery panel
- Ball Bearing pinch pleat: master carrier + (# carriers on panel x .75") + 2.75" = stack per drapery panel
- Ball Bearing ripplefold-style\*: master carrier + (# carriers on panel x .625") + 2.75" = stack per drapery panel

\*note: number of carriers on panel depends on which fullness of ripplefold tape being used. Consult your workroom for quantity.

EX: Standard pinch pleat **NO RINGS**, 10ft. center draw (standard 4 carriers per ft.)  
4" + [(40/2) carriers on panel x .5"] + 1" = 15" stack back, per drapery panel BEFORE drapery fabric is installed

EX: Ball Bearing pinch pleat, 20ft. one-way draw (standard 4 carriers per ft.)  
4.25" + [80 carriers on panel x .75"] + 2.75" = 67" stack back, per drapery panel BEFORE drapery fabric is installed

**Please note:** Calculations result in Stack Back Width BEFORE drapery fabric is installed. Stack back width will increase once draperies are installed. Factors such as thickness of drapery fabric, type of drapery pleat, and fullness of treatment affect the final stack back width. Please consult your workroom to determine your final stack back based on your draperies.

# corded or motorized traverse

## traverse systems coordinated color chart

Finish Name	Finish Code	Track and Bracket Colors	Maximum Continuous Fascia Length
<b>2013 NEW FINISHES</b>			
Gilded Red	600	Gold	16'
Cobalt Bronze	610	Bronze	16'
Weathered Iron	620	Bronze	16'
Ash Gray	630	White	16'
Oil Rubbed Bronze	640	Bronze	16'
Hickory	650	Bronze	16'
Antique White	660	White	16'
Espresso	670	Bronze	16'
Aged Gold	680	Gold	16'
Champagne	690	Bronze	16'
Graphite	700	Bronze	16'
Tarnished Silver	710	Bronze	16'
Tawny Oak	720	Gold	16'
Rose Gold	730	Bronze	16'
Smoky Mocha	740	Bronze	16'
Polished Gold	750	Gold	16'
Rustic Iron	760	Gold	16'
Bronze Patina	770	Bronze	16'
Hazelwood	780	Bronze	16'
Vintage Bronze	790	Bronze	16'
<b>ADDITIONAL STANDARD FINISHES</b>			
Bronze	105	Bronze	16'
Bronze with Gold	106	Bronze	16'
Bronze with Gold and Gray	107	Bronze	16'
Flat Black	109	Bronze	16'
Flat Black with Gold	110	Bronze	16'
Silver with Gold	112	Gold	16'
Walnut Gold	117	Gold	16'
Dark Walnut Gloss with Gold	126	Bronze	16'
Antique Steel	129	Bronze	16'
Antique Steel with Black Highlights	129B	Bronze	16'
Gray with Gold	150	Gold	16'
Antique	155	Gold	16'
Walnut Gold with Gray Accents	200	Gold	16'
Walnut	240	Bronze	16'
Platinum	250	Bronze	16'
Platinum with Black Highlights	250B	Bronze	16'
Mahogany Rust	270	Bronze	16'
Pewter	320	Bronze	16'
Bronze with Black	330	Bronze	16'
Statuary Bronze with Gold	350G	Bronze	16'

Based on your specified finish we supply track and brackets that best match the finish on your fascia. Please refer to the Finish Reference Guide to the left. If you order a custom match finish, please specify your track color.

Components are included in the per foot track price, as listed in the Retail Price List. Components will match the track color when applicable (see chart at bottom of page).

Components include: carriers, master carriers, and drive gears/end pulleys.

Standard carriers are 4 per foot. Standard brackets are 2 end brackets with 1 support bracket for every 3-4 feet of track.

Wood pole profiles available in 2", 2¼" and 3" diameters can be used as fascia.

Spliced fascia will be cut at a 45° angle for an obscure splice.

Spliced fascia can be blended for an additional fee (see page 59, 68). Blended fascia will be properly connected and shipped in one continuous length.

### COMPONENT COLORS

	corded		motorized	
	regular	heavy duty	BTX	Somfy
ANTIQUÉ GOLD			•	
BRONZE	•		•	
WHITE	•	•	•	•

*C-ring carriers are available only in Bronze*

**Please Note:** BTX DC motor is always white; Somfy Glydea™ motor is always silver.

## 1. Choose a style

### Track

- Track available in Gold, Bronze or White
- Continuous track up to 20', spliced lengths up to 40' *(system lengths may vary, see page 68 for details)*
- Center Draw or One-way Draw
- Track without fascia can be curved for an additional fee, please see page 67, 68

### Configurations

Single with Fascia



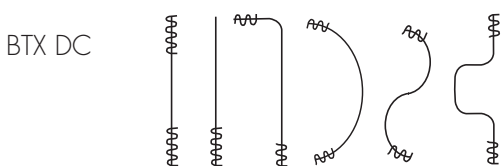
Single with Mitered Return Fascia



Single without Fascia



Single and Double without Fascia can be curved for an additional fee:



### Brackets

- Single: BTX 3 1/8"; Somfy 3 5/8"
  - Double: BTX 1 7/8" back, 5 1/8" front; Somfy 2 1/2" back, 5 5/8" front
- (double bracket can be used for single system; no additional charge; must be requested on order)*

### Fascia

- Fascia available in any standard or custom finish
- All 2", 2 1/4" and 3"D fascia profiles available
- Fascia spliced at 45° angle unless otherwise specified
- Choose any coordinating TFC finial; sold separately

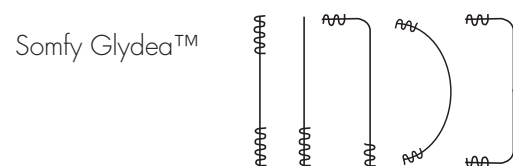
Double with Fascia *(front and back option shown)*



Double with Mitered Return Fascia



Double without Fascia



**Please note:** BTX DC systems can be curved with a minimum 18" radius for pinch pleat, 20" minimum radius for Ripplefold® style. Somfy Glydea™ systems can be curved with a minimum 11.8" radius. All curves require a template. Curving track reduces weight capacity of motor. Please refer to motor specifications on pg. 62.

# motorized traverse

## 2. Choose a motor

Be sure to select the best motor for your window treatment. Use the Motor Weight Capacity chart below to determine which motor best accommodates your length of track and your drapery weight. The System Features chart on the opposite page lists the varied functions of each motor.

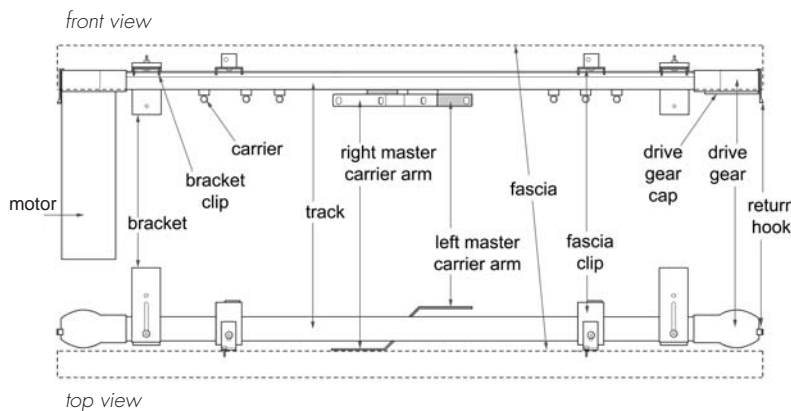
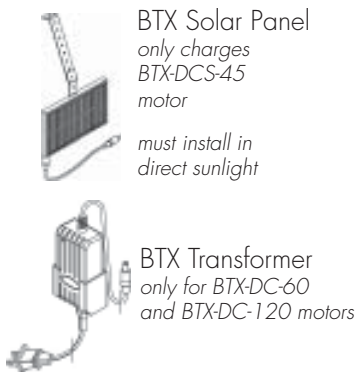
### Motor Weight Capacity

	Motor	maximum drapery weight per total length of system (lbs)												
		18' or less	20'	22'	24'	26'	28'	30'	32'	34'	36'	38'	40'	
<b>BTX™</b>	Standard BTX-DC-60 Tandem	60 120	58 118	56 116	54 114	52 112	50 110	48 108	46 106	44 104	42 102	40 100	38 98	
	Heavy Duty BTX-DC-120 Tandem	120 240	118 238	116 236	114 234	112 232	110 230	108 228	106 226	104 224	102 222	100 220	98 218	
	Solar BTX-DCS-45 Tandem	45 90	- -	- -	- -	- -	- -	- -	- -	- -	- -	- -	- -	- -
<b>somfy.</b>	Standard Glydea™ 35	77	77	77	77	77	77	77	77	-	-	-	-	
	Heavy Duty Glydea™ 60e	132	132	132	132	132	132	132	132	132	132	-	-	

**Note:** Capacity ratings are based on internal system friction only. External loads caused by fabric friction, drag, or obstructions will adversely affect pulling capacity or stop motor due to resistance. **Curving:** System curves reduce maximum drapery weight capacity by a minimum of 15% per bend. Please call us regarding weight capacity for your curved track. **Maximum System Lengths:** If you need more than the maximum spliced length for a system, two one-way systems can butt against each other behind fascia. Must be specified on your order form. An additional arm component is needed to create an overlap between the two individual systems; sold separately.

### Motorized Traverse System

includes 1 motor with power supply (1 per track), track(s) with components, brackets, and 1 standard transmitter (1 per track), and fascia with fascia clips when applicable. Somfy transformers are within the Somfy motor housing.



### Additional Controls and Accessories can be ordered at additional cost



# motorized traverse

System Features	BTX DC Motors			Somfy Glydea™ Motors	
	Standard	Heavy Duty	Solar	Standard	Heavy Duty
System Features	BTX-DC-60	BTX-DC-120	BTX-DCS-45	Glydea™ 35	Glydea™ 60e
center draw or one-way draw available	X	X	X	X	X
Bronze or Gold track available	X	X	X	X	X
Bronze or Gold components* available	X	X	X		
White track available	X	X	X	X	X
White components* available	X	X	X	X	X
track maximum length	40'	40'	18'	32'	36'
maximum number of track splices	1	1	0	1	1
minimum curving radius	18" (45.72 CM)	18" (45.72 CM)	18" (45.72 CM)	11.8" (30 CM)	11.8" (30 CM)
Bronze, Gold or White wall mount brackets (sgl & dbl)	X	X	X	X	X
Bronze or Gold standard ceiling mount bracket	X	X	X		
White standard ceiling mount bracket	X	X	X	X	X
Motor Features	BTX-DC-60	BTX-DC-120	BTX-DCS-45	Glydea™ 35	Glydea™ 60e
motor cord length as purchased	120"	120"	19"	120"	120"
touch motion	X	X	X		X
manual override	X	X	X	X	X
soft start				X	X
soft stop					X
speed control and adjustment					X
average linear speed	12"/sec	12"/sec	12"/sec	7.8" (20cm)/sec	4.9" (12.5cm) - 7.8" (20cm)/sec
motor automatically stops when system reaches fully open or fully closed position	X	X	X	X	X
adjustable limits					X
intermediate position					My Position
motorized track noise level	53db	59db	53db	50 dB	44 dB
maximum weight	60 lbs / 18 ft	120 lbs / 18 ft	45 lbs / 18 ft	77 lbs / 20 ft	132 lbs / 20 ft
tandem maximum weight	120 lbs / 18 ft	240 lbs / 18 ft	90 lbs / 18 ft	n/a	220 lbs / 20 ft
motor unit can be installed on either end of track	X	X	X	X	X
inverse mounting of motor				X	X
factory reset	X	X	X	X	X
Control Options	BTX-DC-60	BTX-DC-120	BTX-DCS-45	Glydea™ 35	Glydea™ 60e
timer control				X	X
sun control				X	X
3 normally open dry contacts				X	X
2 normally open dry contacts	X	X	X	X	X
2 normally open dry contact sequencing mode	Available with external control (RP Board)			X	X
dry contact individual and group master control	X	X	X	X	X
digital technology	RS232 interface			RS485 interface	
Solar Power			X		
Installation Features	BTX-DC-60	BTX-DC-120	BTX-DCS-45	Glydea™ 35	Glydea™ 60e
programming buttons on motor unit				X	X
power supply	24V Transformer	24V Transformer	5V Solar Panel	120V	
amperage	.6A	1A	<0.2**A	0.5A	1A
power consumption	15W	25W	20W	60 W	120 W
power cable type	3 conductor AC to transformer, 2 conductor DC to motor		2 conductor from motor to panel	3-wire cable	3-wire cable
control connector type	RJ-11	RJ-11	RJ-11	RJ-12	RJ-12
DCT control circuit voltage				3.3 VDC	3.3 VDC
certifications	c UL US Listed, CE, CCC			c TUV us, CCC, CE	
Standard Accessories <i>included with system</i>	BTX-DC-60	BTX-DC-120	BTX-DCS-45	Glydea™ 35	Glydea™ 60e
5 channel transmitter (remote control; white)				X	X
6 channel transmitter (remote control; white)	X	X	X		
Carrier Features	BTX-DC-60	BTX-DC-120	BTX-DCS-45	Glydea™ 35	Glydea™ 60e
bronze or gold pinch pleat carriers	X	X	X		
white pinch pleat carriers	X	X	X	X	X
white Ripplefold® style carriers compatible with Graber® Rollpleat tape (choose 80%, 100%, or 120% fullness)	X	X	X		
white Ripplefold® style carriers compatible with Kirsch Ripplefold® tape (choose 80%, 100%, or 120% fullness)	X	X	X	X	X

\*components include: carriers, master carriers, drive gears, return hooks and fascia clips

\*\*maximum allowable charging current

# motorized traverse

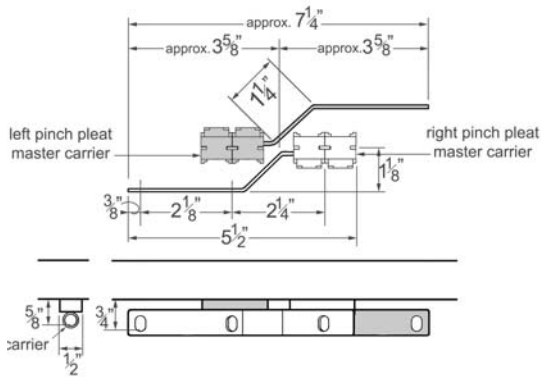
## 3. Choose a carrier

### Standard Pinch Pleat Carrier

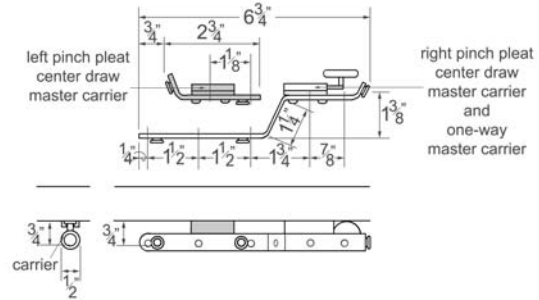


Pinch pleat carriers  
4 per foot, unless otherwise specified

#### BTX DC Pinch Pleat



#### Somfy Glydea™ Pinch Pleat



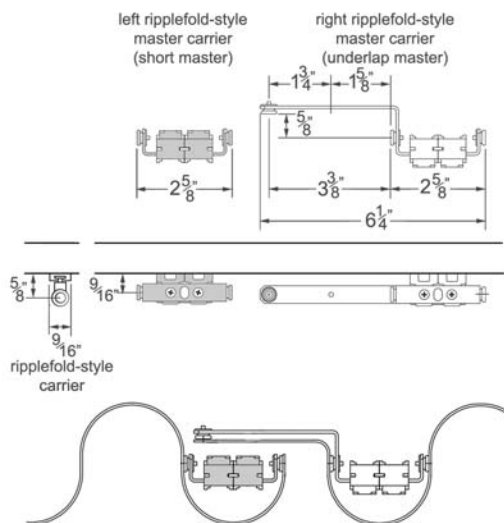
### Ripplefold® Style Carrier



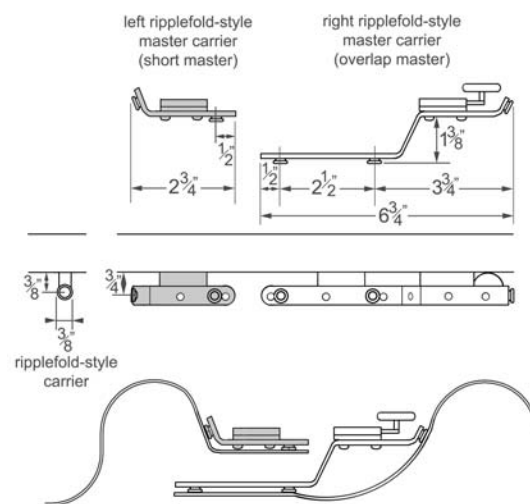
#### Ripplefold® style carriers

80% carrier fullness: 2 3/8" spacing  
100% carrier fullness: 2 1/8" spacing  
120% carrier fullness: 1 7/8" spacing  
Snap tape: 4 1/4" spacing  
Snap tape not included with system

#### BTX DC Ripplefold® style



#### Somfy Glydea™ Ripplefold® style



**IMPORTANT:** Drapery workroom must apply specific snap tape to drapery panel when using Ripplefold® style carriers.

BTX DC Ripplefold® style carriers are only compatible with Graber® Rollpleat snap tape or Kirsch Ripplefold® snap tape. Other brand snap tapes are NOT COMPATIBLE with the BTX DC Motorized system.

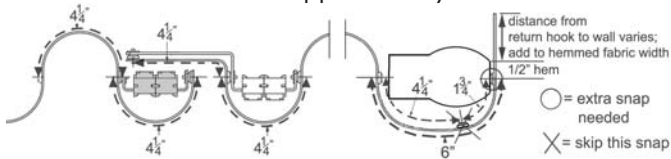
Somfy Glydea™ Ripplefold® style carriers are only compatible with Kirsch Ripplefold® snap tape. Other brand tapes are NOT COMPATIBLE with the Somfy Glydea™ Motorized system.

Graber is a registered trademark of Springs Window Fashions, Inc. Ripplefold is a registered trademark of Kirsch, Inc.

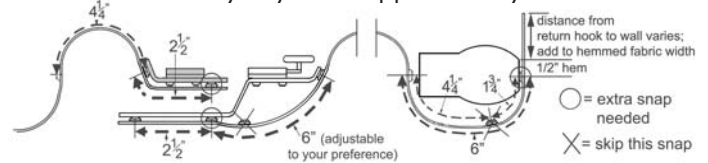


## Ripplefold® Style Fabrication *Unique to BTX DC and Somfy Glydea™ Motorized Traverse Systems*

### BTX DC Ripplefold® style



### Somfy Glydea™ Ripplefold® style



Ripplefold® style Fabrication Chart for BTX DC systems. Use as guideline only; actual window treatments will vary based on style preferences and fabrication methods. Accurate fabric measurements and fabrication methods must be determined by drapery workroom.

System Length		Panel Coverage		80% Fullness								100% Fullness								120% Fullness								
				Center Draw				One-Way Draw				Center Draw				One-Way Draw				Center Draw				One-Way Draw				
				Short Master Carrier (left side)	Underlap Master Carrier (right side)	Underlap Master Carrier (one-way)	LEFT SIDE Short Master Carrier		RIGHT SIDE Underlap Master Carrier		Underlap Master Carrier		LEFT SIDE Short Master Carrier		RIGHT SIDE Underlap Master Carrier		Underlap Master Carrier		LEFT SIDE Short Master Carrier		RIGHT SIDE Underlap Master Carrier		Underlap Master Carrier					
Feet	Inches	Number of Carriers EACH SIDE (2 3/8" spacing)	Number of Standard Snaps (4 1/4" spacing)	Hemmed Fabric Width* (inches)	Number of Standard Snaps (4 1/4" spacing)	Hemmed Fabric Width* (inches)	Number of Carriers (2 3/8" spacing)	Number of Standard Snaps (4 1/4" spacing)	Hemmed Fabric Width* (inches)	Number of Carriers EACH SIDE (2 1/8" spacing)	Number of Standard Snaps (4 1/4" spacing)	Hemmed Fabric Width* (inches)	Number of Standard Snaps (4 1/4" spacing)	Hemmed Fabric Width* (inches)	Number of Carriers (2 1/8" spacing)	Number of Standard Snaps (4 1/4" spacing)	Hemmed Fabric Width* (inches)	Number of Carriers EACH SIDE (1 7/8" spacing)	Number of Standard Snaps (4 1/4" spacing)	Hemmed Fabric Width* (inches)	Number of Standard Snaps (4 1/4" spacing)	Hemmed Fabric Width* (inches)	Number of Carriers (1 7/8" spacing)	Number of Standard Snaps (4 1/4" spacing)	Hemmed Fabric Width* (inches)	Number of Standard Snaps (4 1/4" spacing)	Hemmed Fabric Width* (inches)	
6	72	36	40	72	14	16	69 5/8	17	73 7/8	27	30	132 1/4	15	17	76 1/2	18	80 3/4	31	34	146	17	19	85 1/4	20	89 1/2	35	38	163 3/8
7	84	42	46	84	16	18	80 3/8	19	84 5/8	33	36	153 3/4	18	20	88 1/2	21	92 3/4	36	39	170	21	23	98 3/4	24	103	41	44	190 5/8
8	96	48	52	96	19	21	91 1/8	22	95 3/8	38	41	175 1/4	21	23	100 1/2	24	104 3/4	42	45	194	24	26	112 3/8	27	116 5/8	48	51	217 3/4
9	108	54	58	108	21	23	101 7/8	24	106 1/8	43	46	196 5/8	24	26	112 1/2	27	116 3/4	48	51	218	27	29	126	30	130 1/4	54	57	245
10	120	60	64	120	24	26	112 5/8	27	116 7/8	48	51	218 1/8	27	29	124 1/2	30	128 3/4	53	56	242	30	32	139 5/8	33	143 7/8	60	63	272 1/4
11	132	66	70	132	26	28	123 3/8	29	127 5/8	53	56	239 5/8	29	31	136 1/2	32	140 3/4	59	62	266	33	35	153 1/4	36	157 1/2	67	70	299 3/8
12	144	72	76	144	29	31	134	32	138 1/4	58	61	261 1/8	32	34	148 1/2	35	152 3/4	65	68	290	37	39	166 3/4	40	171	73	76	326 5/8
13	156	78	82	156	31	33	144 3/4	34	149	63	66	282 5/8	35	37	160 1/2	38	164 3/4	70	73	314	40	42	180 3/8	43	184 5/8	80	83	353 3/4
14	168	84	88	168	34	36	155 1/2	37	159 3/4	68	71	304	38	40	172 1/2	41	176 3/4	76	79	338	43	45	198 1/4	46	198 1/4	86	89	381
15	180	90	94	180	36	38	166 1/4	39	170 1/2	73	76	325 1/2	41	43	184 1/2	44	188 3/4	82	85	362	46	48	207 5/8	49	211 7/8	92	95	408 1/4
16	192	96	100	192	39	41	177	42	181 1/4	78	81	347	44	46	196 1/2	47	200 3/4	87	90	386	49	51	221 1/4	52	225 1/2	99	102	435 3/8
17	204	102	106	204	42	44	187 3/4	45	192	83	86	368 1/2	46	48	208 1/2	49	212 3/4	93	96	410	53	55	234 3/4	56	239	105	108	462 5/8
18	216	108	112	216	44	46	198 1/2	47	202 3/4	88	91	390	49	51	220 1/2	52	224 3/4	98	101	434	56	58	248 3/8	59	252 5/8	112	115	489 3/4
19	228	114	118	228	47	49	209 1/4	50	213 1/2	93	96	411 3/8	52	54	232 1/2	55	236 3/4	104	107	458	59	61	262	62	266 1/4	118	121	517
20	240	120	124	240	49	51	220	52	224 1/4	98	101	432 7/8	55	57	244 1/2	58	248 3/4	110	113	482	62	64	275 5/8	65	279 7/8	124	127	544 1/4
21	252	126	130	252	52	54	230 5/8	55	234 7/8	103	106	454 3/8	58	60	256 1/2	61	260 3/4	115	118	506	65	67	289 1/4	68	293 1/2	131	134	571 3/8
22	264	132	136	264	54	56	241 3/8	57	245 5/8	108	111	475 7/8	61	63	268 1/2	64	272 3/4	121	124	530	69	71	302 3/4	72	307	137	140	598 5/8
23	276	138	142	276	57	59	252 1/8	60	256 3/8	113	116	497 3/8	63	65	280 1/2	66	284 3/4	127	130	554	72	74	316 3/8	75	320 5/8	144	147	625 3/4
24	288	144	148	288	59	61	262 7/8	62	267 1/8	118	121	518 3/4	66	68	292 1/2	69	296 3/4	132	135	578	75	77	330	78	334 1/4	150	153	653
25	300	150	154	300	62	64	273 5/8	65	277 7/8	123	126	540 1/4	69	71	304 1/2	72	308 3/4	138	141	602	78	80	343 5/8	81	347 7/8	156	159	680 1/4
26	312	156	160	312	64	66	284 3/8	67	288 5/8	129	132	561 3/4	72	74	316 1/2	75	320 3/4	144	147	626	81	83	357 1/4	84	361 1/2	163	166	707 3/8
27	324	162	166	324	67	69	295 1/8	70	299 3/8	134	137	583 1/4	75	77	328 1/2	78	332 3/4	149	152	650	85	87	370 3/4	88	375	169	172	734 5/8
28	336	168	172	336	69	71	305 7/8	72	310 1/8	139	142	604 5/8	77	79	340 1/2	80	344 3/4	155	158	674	88	90	384 3/8	91	388 5/8	176	179	761 3/4
29	348	174	178	348	72	74	316 5/8	75	320 7/8	144	147	626 1/8	80	82	352 1/2	83	356 3/4	161	164	698	91	93	398	94	402 1/4	182	185	789
30	360	180	184	360	74	76	327 3/8	77	331 5/8	149	152	647 5/8	83	85	364 1/2	86	368 3/4	166	169	722	94	96	411 5/8	97	415 7/8	188	191	816 1/4
31	372	186	190	372	77	79	338	80	342 1/4	154	157	669 1/8	86	88	376 1/2	89	380 3/4	172	175	746	97	99	425 1/4	100	429 1/2	195	198	843 3/8
32	384	192	196	384	79	81	348 3/4	82	353	159	162	690 5/8	89	91	388 1/2	92	392 3/4	178	181	770	101	103	438 3/4	104	443	201	204	870 5/8
33	396	198	202	396	82	84	359 1/2	85	363 3/4	164	167	712	92	94	400 1/2	95	404 3/4	183	186	794	104	106	452 3/8	107	456 5/8	208	211	897 3/4
34	408	204	208	408	84	86	370 1/4	87	374 1/2	169	172	733 1/2	94	96	412 1/2	97	416 3/4	189	192	818	107	109	466	110	470 1/4	214	217	925
35	420	210	214	420	87	89	381	90	385 1/4	174	177	755	97	99	424 1/2	100	428 3/4	194	197	842	110	112	479 5/8	113	483 7/8	220	223	952 1/4
36	432	216	220	432	90	92	391 3/4	93	396	179	182	776 1/2	100	102	436 1/2	103	440 3/4	200	203	866	113	115	493 1/4	116	497 1/2	227	230	979 3/8
37	444	222	226	444	92	94	402 1/2	95	406 3/4	184	187	798	103	105	448 1/2	106	452 3/4	206	209	890	117	119	506 3/4	120	511	233	236	1006 5/8
38	456	228	232	456	95	97	413 1/4	98	417 1/2	189	192	819 3/8	106	108	460 1/2	109	464 3/4	211	214	914	120	122	520 3/8	123	524 5/8	240	243	1033 3/4
39	468	234	238	468	97	99	424	100	428 1/4	194	197	840 7/8	109	111	472 1/2	112	476 3/4	217	220	938	123	125	534	126	538 1/4	246	249	1061
40	480	240	244	480	100	102	434 5/8	103	438 7/8	199	202	862 3/8	111	113	484 1/2	114	488 3/4	223	226	962	126	128	545 5/8	129	551 7/8	252	255	1088 1/4
For lengths beyond an even foot:				Add 1 carrier every 2 3/8" of track; add 4 1/4" fabric width for each additional carrier								Add 1 carrier every 2 1/8" of track; add 4 1/4" fabric width for each additional carrier								Add 1 carrier every 1 7/8" of track; add 4 1/4" fabric width for each additional carrier								

\* Hemmed Fabric Width does not include fabric return (distance from return hook to wall).

## Motorized Stack Back Calculation (each drapery panel)

BTX: master carrier + (# carriers on panel x carrier width) + 3.375" = stack per drapery panel  
 Somfy: master carrier + (# carriers on panel x carrier width) + 3.75" = stack per drapery panel

Ex: Somfy 10ft. center draw, pinch pleat (standard 4 carriers per ft.)

2.75" + [(40/2) x .5"] + 3.75" = 16.5" stack, short master panel BEFORE drapery fabric is installed

6.75" + [(40/2) x .5"] + 3.75" = 20.5" stack, overlap master panel BEFORE drapery fabric is installed

Ex: BTX 20 ft. one-way draw, Ripplefold® style 80% fullness

6.25" + (98 x .563") + 3.375" = 64.79" stack, underlap master panel BEFORE drapery fabric is installed

**Please note:** Calculations result in Stack Back Width BEFORE drapery fabric is installed. Stack back width will increase once draperies are installed. Factors such as thickness of drapery fabric, type of drapery pleat, and fullness of treatment affect the final stack back width. Please consult your workroom to determine your final stack back based on your draperies.

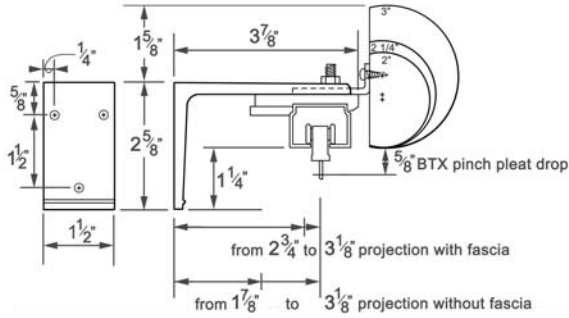
# motorized traverse

## Additional Details

### Wall Mount Brackets

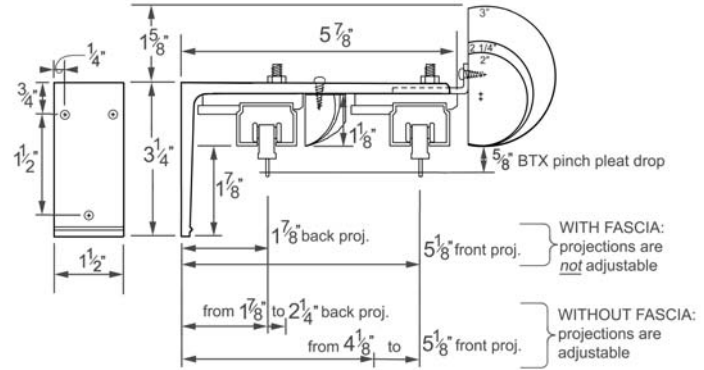
#### BTX Single Motorized Bracket

Available in Gold, Bronze or White



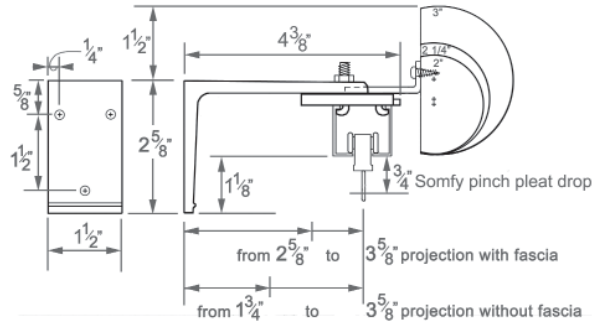
#### BTX Double Motorized Bracket

Available in Gold, Bronze or White



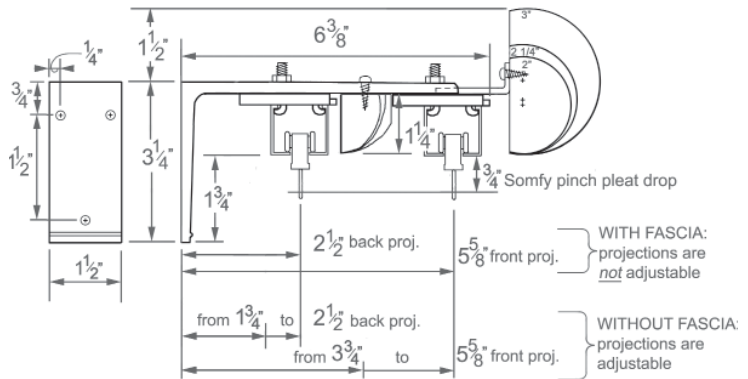
#### Somfy Single Motorized Bracket

Available in Gold, Bronze or White



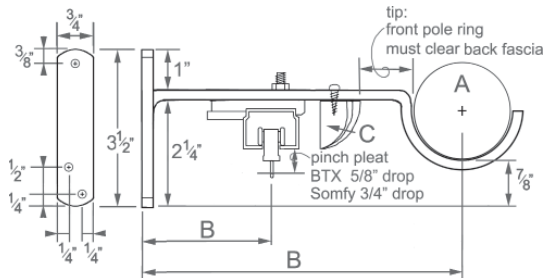
#### Somfy Double Motorized Bracket

Available in Gold, Bronze or White



#### Custom Traverse Bracket

Available in any TFC painted finish. Sold separately. Use with Single Motorized Track.



This bracket allows stationary panels on a full 2", 2 1/4" or 3"D wood pole in front of a single motorized traverse track

Optional back fascia will be attached to Custom TBKT Bracket Diagram depicts ensemble when back fascia is desired

When ordering, specify:

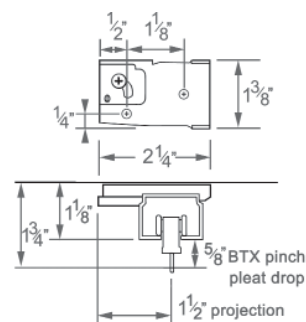
- A. front pole diameter and profile
- B. projection from wall to center pole (tip: remember ring used on front pole must clear back track/back fascia)
- C. back fascia, if desired

### Ceiling Mount Brackets

Please note: only Custom Ceiling Mount Bracket will accommodate fascia and finials.

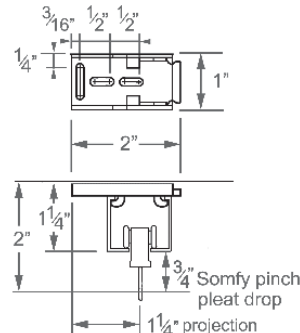
#### BTX Ceiling Mount Bracket

Available in Gold, Bronze or White



#### Somfy Ceiling Mount Bracket

Available in White only

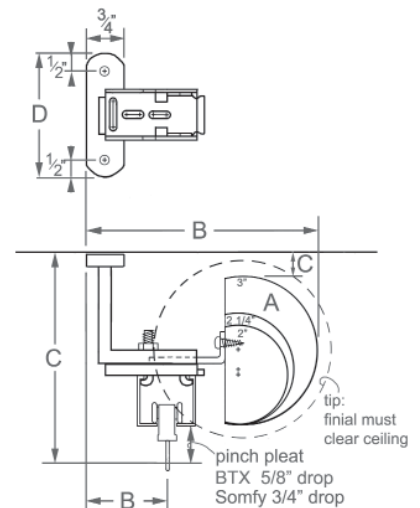


#### Custom Ceiling Mount Bracket

Sold separately

When ordering, specify:

- A. fascia diameter and profile
- B. projection to carrier and/or to front of fascia
- C. drop from ceiling to carrier eyelet and/or from ceiling to top of fascia (tip: finial must clear ceiling)
- D. width of mounting plate if longer than 2 1/2"



## TFC Motorized Traverse Tips

- Specified custom cut length indicates track length including drive gears; fascia will be ¼" longer at each end of track (½" total); mitered fascia will be 1½" to 1¾" longer at each end of track (3 to 3½" total).
- Track and fascia will be spliced in the center of overall length.
- Blended fascia available for an additional fee per blend; TFC will properly connect splice(s) and ship your fascia in one continuous length.
- Back fascia can accommodate decorative end caps; decorative end caps sold separately.
- Both BTX and Somfy Motorized Traverse Systems carry a 5 year warranty; **WARNING:** Modifications of internal components will void BTX and Somfy warranties.

### Quantity Per System

	6'	7'	8'	9'	10'	11'	12'	13'	14'	15'	16'
Pinch Pleat Carriers	24	28	32	36	40	44	48	52	56	60	64
Brackets	3	3	4	4	4	5	5	5	6	6	6

Standard carriers are 4 per foot

Standard brackets are 1 every 3-4 feet

## Motorized Traverse Pricing

### Somfy Motors

Item #	Name	Color	Price
1001615	Somfy Glydea™ 3.5 Std Motor		\$985.00
1001617	Somfy Glydea™ 60e Heavy Duty Motor		\$1200.00

### Somfy Accessories

#### Transmitters/Devices

1810633	Standard Transmitter-5 channel	White	\$225.00
1810641	Transmitter-5 channel	Silver	\$325.00
1810652	Transmitter-5 channel	Black	\$325.00
1810632	Transmitter-1 channel	White	\$175.00
1810639	Transmitter-1 channel	Silver	\$260.00
1810650	Transmitter-1 channel	Black	\$260.00
1811081	Transmitter-16 channel	White	\$685.00
1811082	Transmitter-16 channel	Silver	\$750.00
1810897	Wireless Wall Switch-1 channel	White	\$385.00
1810898	Wireless Wall Switch-1 channel	Ivory	\$385.00
1810899	Wireless Wall Switch-1 channel	Black	\$440.00
1811180	Wireless Wall Switch-1 channel	Almond	\$385.00
1810813	Wireless Wall Switch-5 channel	White	\$400.00
1810814	Wireless Wall Switch-5 channel	Ivory	\$400.00
1810830	Wireless Wall Switch-5 channel	Black	\$465.00
1811181	Wireless Wall Switch-5 channel	Almond	\$400.00
1811185	Table Top Accessory *	White	\$120.00
1810972	Table Top Accessory *	Silver	\$120.00
1811051	Table Top Accessory *	Black	\$120.00

\* use with Wireless Wall Switch

### Somfy Accessories (cont.)

Item #	Name	Color	Price
<b>Programmable Timers</b>			
1805217	Handheld Timer-6 channel	White	\$785.00
1805218	Handheld Timer-6 channel	Silver	\$800.00
1805176	Wall Mount Timer	Almond	\$540.00
9013707	Sunis Indoor Sun Control	Almond	\$590.00

#### Carrier

1780892	Somfy Std Pinch Pleat Carrier	White	\$2.50
---------	-------------------------------	-------	--------

#### Brackets

HDTB35-S	Somfy Single Bracket	White, Gold, Bronze	\$21.00
HDTB-S	Somfy Double Bracket	White, Gold, Bronze	\$29.00
BL4-S	Custom Ceiling Mount Bracket	any TFC finish	\$51.00
TBKT-S	Custom Traverse Bracket	any TFC finish	\$65.00
1780907	Somfy Ceiling Mount Bracket	White	\$10.00

### Somfy Additional Fees

Curving fee (templates must be provided)	Quoted
--	--------

# motorized traverse

## Motorized Traverse Pricing (con't)

Item #	Name	Color	Price
--------	------	-------	-------

### BTX Motors

101.9010	BTX-DC-60 Std Motor *		\$585.00
101.9020	BTX-DC-120 Heavy Duty Motor *		\$900.00
102.9000	BTX-DCS-45 Solar Motor **		\$875.00

\* Transformers are included

\*\* Solar panel is included

### BTX Accessories

#### Transmitters/Devices

490.2076	BTX DC Standard Transmitter (6 channel)	White	\$150.00
480.3040	BTX Wireless Wall Switch (1 channel)	White	\$150.00
480.3045	BTX Wireless Wall Switch (2 channel)	White	\$200.00

#### Carrier

240.7505	BTX Std Pinch Pleat Carrier	WH, GO, BR	\$2.50
----------	-----------------------------	---------------	--------

#### Brackets

HDTB35-B	BTX Single Bracket	WH, GO, BR	\$21.00
HDTB-B	BTX Double Bracket	WH, GO, BR	\$29.00
BL4-B	Custom Ceiling Mount Bracket	any TFC finish	\$51.00
TBKT-B	Custom Traverse Bracket	any TFC finish	\$65.00
236.1610	BTX Ceiling Mount Bracket	WH, GO, BR	\$10.00

### BTX Additional Fees

Curving Fee (per bend; template must be provided)	\$175.00
Handling and crating fee for curved tracks	\$75.00

### Somfy & BTX | Additional Options & Upgrades

Ripplefold® style upgrade		10% system upcharge
Blended fascia splice per splice	<b>Net Pricing</b>	\$75.00
Miter cuts 3 5/8" or 5 5/8" return per pair	<b>Net Pricing</b>	\$50.00
Packaging fee per order	<b>Net Pricing</b>	\$25.00

Item #	Name
--------	------

## Motorized Traverse System with Wood Fascia

### Single Track System with 2" or 2 1/4" Wood Fascia

BTRACK-F2S	BTX-DC-60 Std Motor
	BTX-DC-120 Heavy Duty Motor
	BTX-DCS-45 Solar Motor
STRACK-F2S	Somfy Glydea™ 35 Std Motor
	Somfy Glydea™ 60e Heavy Duty Motor

### Double Track System with 2" or 2 1/4" Wood Fascia Front Only

BTRACK-F2DF	BTX-DC-60 Std Motor
	BTX-DC-120 Heavy Duty Motor
	BTX-DCS-45 Solar Motor
STRACK-F2DF	Somfy Glydea™ 35 Std Motor
	Somfy Glydea™ 60e Heavy Duty Motor

### Double Track System with 2" or 2 1/4" Wood Fascia Front and Back

BTRACK-F2DFB	BTX-DC-60 Std Motor
	BTX-DC-120 Heavy Duty Motor
	BTX-DCS-45 Solar Motor
STRACK-F2DFB	Somfy Glydea™ 35 Std Motor
	Somfy Glydea™ 60e Heavy Duty Motor

### Single Track System with 3" Wood Fascia

BTRACK-F3S	BTX-DC-60 Std Motor
	BTX-DC-120 Heavy Duty Motor
	BTX-DCS-45 Solar Motor
STRACK-F3S	Somfy Glydea™ 35 Std Motor
	Somfy Glydea™ 60e Heavy Duty Motor

### Double Track System with 3" Wood Fascia Front Only

BTRACK-F3DF	BTX-DC-60 Std Motor
	BTX-DC-120 Heavy Duty Motor
	BTX-DCS-45 Solar Motor
STRACK-F3DF	Somfy Glydea™ 35 Std Motor
	Somfy Glydea™ 60e Heavy Duty Motor

### Double Track System with 3" Wood Fascia Front and Back

BTRACK-F3DFB	BTX-DC-60 Std Motor
	BTX-DC-120 Heavy Duty Motor
	BTX-DCS-45 Solar Motor
STRACK-F3DFB	Somfy Glydea™ 35 Std Motor
	Somfy Glydea™ 60e Heavy Duty Motor

## Motorized Traverse System without Wood Fascia

### Single Track System

BTRACK	BTX-DC-60 Std Motor
	BTX-DC-120 Heavy Duty Motor
	BTX-DCS-45 Solar Motor
STRACK	Somfy Glydea™ 35 Std Motor
	Somfy Glydea™ 60e Heavy Duty Motor

### Double Track System

BTRACKDBL	BTX-DC-60 Std Motor
	BTX-DC-120 Heavy Duty Motor
	BTX-DCS-45 Solar Motor
STRACKDBL	Somfy Glydea™ 35 Std Motor
	Somfy Glydea™ 60e Heavy Duty Motor

## Price

	6'	7'	8'	9'	10'	11'	12'	13'	14'	15'	16'	per add'l ft
	\$1,594	\$1,673	\$1,752	\$1,831	\$1,910	\$1,989	\$2,068	\$2,147	\$2,226	\$2,305	\$2,384	\$79
	\$2,082	\$2,161	\$2,240	\$2,319	\$2,398	\$2,477	\$2,556	\$2,635	\$2,714	\$2,793	\$2,872	\$79
	\$1,881	\$1,960	\$2,039	\$2,118	\$2,197	\$2,276	\$2,355	\$2,434	\$2,513	\$2,592	\$2,671	\$79
	\$2,043	\$2,134	\$2,225	\$2,316	\$2,407	\$2,498	\$2,589	\$2,680	\$2,771	\$2,862	\$2,953	\$91
	\$2,393	\$2,484	\$2,575	\$2,666	\$2,757	\$2,848	\$2,939	\$3,030	\$3,121	\$3,212	\$3,303	\$91
	\$3,020	\$3,150	\$3,280	\$3,410	\$3,540	\$3,670	\$3,800	\$3,930	\$4,060	\$4,190	\$4,320	\$130
	\$3,996	\$4,126	\$4,256	\$4,386	\$4,516	\$4,646	\$4,776	\$4,906	\$5,036	\$5,166	\$5,296	\$130
	\$3,594	\$3,724	\$3,854	\$3,984	\$4,114	\$4,244	\$4,374	\$4,504	\$4,634	\$4,764	\$4,894	\$130
	\$3,918	\$4,071	\$4,224	\$4,377	\$4,530	\$4,683	\$4,836	\$4,989	\$5,142	\$5,295	\$5,448	\$153
	\$4,618	\$4,771	\$4,924	\$5,077	\$5,230	\$5,383	\$5,536	\$5,689	\$5,842	\$5,995	\$6,148	\$153
	\$3,110	\$3,255	\$3,400	\$3,545	\$3,690	\$3,835	\$3,980	\$4,125	\$4,270	\$4,415	\$4,560	\$145
	\$4,086	\$4,231	\$4,376	\$4,521	\$4,666	\$4,811	\$4,956	\$5,101	\$5,246	\$5,391	\$5,536	\$145
	\$3,684	\$3,829	\$3,974	\$4,119	\$4,264	\$4,409	\$4,554	\$4,699	\$4,844	\$4,989	\$5,134	\$145
	\$4,008	\$4,176	\$4,344	\$4,512	\$4,680	\$4,848	\$5,016	\$5,184	\$5,352	\$5,520	\$5,688	\$168
	\$4,708	\$4,876	\$5,044	\$5,212	\$5,380	\$5,548	\$5,716	\$5,884	\$6,052	\$6,220	\$6,388	\$168
	6'	7'	8'	9'	10'	11'	12'	13'	14'	15'	16'	per add'l ft
	\$1,738	\$1,841	\$1,944	\$2,047	\$2,150	\$2,253	\$2,356	\$2,459	\$2,562	\$2,665	\$2,768	\$103
	\$2,226	\$2,329	\$2,432	\$2,535	\$2,638	\$2,741	\$2,844	\$2,947	\$3,050	\$3,153	\$3,256	\$103
	\$2,025	\$2,128	\$2,231	\$2,334	\$2,437	\$2,540	\$2,643	\$2,746	\$2,849	\$2,952	\$3,055	\$103
	\$2,187	\$2,302	\$2,417	\$2,532	\$2,647	\$2,762	\$2,877	\$2,992	\$3,107	\$3,222	\$3,337	\$115
	\$2,537	\$2,652	\$2,767	\$2,882	\$2,997	\$3,112	\$3,227	\$3,342	\$3,457	\$3,572	\$3,687	\$115
	\$3,164	\$3,318	\$3,472	\$3,626	\$3,780	\$3,934	\$4,088	\$4,242	\$4,396	\$4,550	\$4,704	\$154
	\$4,140	\$4,294	\$4,448	\$4,602	\$4,756	\$4,910	\$5,064	\$5,218	\$5,372	\$5,526	\$5,680	\$154
	\$3,738	\$3,892	\$4,046	\$4,200	\$4,354	\$4,508	\$4,662	\$4,816	\$4,970	\$5,124	\$5,278	\$154
	\$4,062	\$4,239	\$4,416	\$4,593	\$4,770	\$4,947	\$5,124	\$5,301	\$5,478	\$5,655	\$5,832	\$177
	\$4,762	\$4,939	\$5,116	\$5,293	\$5,470	\$5,647	\$5,824	\$6,001	\$6,178	\$6,355	\$6,532	\$177
	\$3,254	\$3,423	\$3,592	\$3,761	\$3,930	\$4,099	\$4,268	\$4,437	\$4,606	\$4,775	\$4,944	\$169
	\$4,230	\$4,399	\$4,568	\$4,737	\$4,906	\$5,075	\$5,244	\$5,413	\$5,582	\$5,751	\$5,920	\$169
	\$3,828	\$3,997	\$4,166	\$4,335	\$4,504	\$4,673	\$4,842	\$5,011	\$5,180	\$5,349	\$5,518	\$169
	\$4,218	\$4,421	\$4,624	\$4,827	\$5,030	\$5,233	\$5,436	\$5,639	\$5,842	\$6,045	\$6,248	\$203
	\$4,918	\$5,121	\$5,324	\$5,527	\$5,730	\$5,933	\$6,136	\$6,339	\$6,542	\$6,745	\$6,948	\$203
	6'	7'	8'	9'	10'	11'	12'	13'	14'	15'	16'	per add'l ft
	\$1,426	\$1,477	\$1,528	\$1,579	\$1,630	\$1,681	\$1,732	\$1,783	\$1,834	\$1,885	\$1,936	\$51
	\$1,914	\$1,965	\$2,016	\$2,067	\$2,118	\$2,169	\$2,220	\$2,271	\$2,322	\$2,373	\$2,424	\$51
	\$1,713	\$1,764	\$1,815	\$1,866	\$1,917	\$1,968	\$2,019	\$2,070	\$2,121	\$2,172	\$2,223	\$51
	\$1,875	\$1,938	\$2,001	\$2,064	\$2,127	\$2,190	\$2,253	\$2,316	\$2,379	\$2,442	\$2,505	\$63
	\$2,225	\$2,288	\$2,351	\$2,414	\$2,477	\$2,540	\$2,603	\$2,666	\$2,729	\$2,792	\$2,855	\$63
	\$2,852	\$2,954	\$3,056	\$3,158	\$3,260	\$3,362	\$3,464	\$3,566	\$3,668	\$3,770	\$3,872	\$102
	\$3,828	\$3,930	\$4,032	\$4,134	\$4,236	\$4,338	\$4,440	\$4,542	\$4,644	\$4,746	\$4,848	\$102
	\$3,426	\$3,528	\$3,630	\$3,732	\$3,834	\$3,936	\$4,038	\$4,140	\$4,242	\$4,344	\$4,446	\$102
	\$3,750	\$3,876	\$4,002	\$4,128	\$4,254	\$4,380	\$4,506	\$4,632	\$4,758	\$4,884	\$5,010	\$126
	\$4,450	\$4,576	\$4,702	\$4,828	\$4,954	\$5,080	\$5,206	\$5,332	\$5,458	\$5,584	\$5,710	\$126

# finish information

## 2013 NEW FINISHES

600	Gilded Red
610	Cobalt Bronze
620	Weathered Iron
630	Ash Gray
640	Oil Rubbed Bronze
650	Hickory
660	Antique White
670	Espresso
680	Aged Gold
690	Champagne
700	Graphite
710	Tarnished Silver
720	Tawny Oak
730	Rose Gold
740	Smoky Mocha
750	Polished Gold
760	Rustic Iron
770	Bronze Patina
780	Hazelwood
790	Vintage Bronze

## ADDITIONAL STANDARD FINISHES

105	Bronze
106	Bronze with Gold
107	Bronze with Gold and Gray
109	Flat Black
110	Flat Black with Gold
112	Silver with Gold
117	Walnut Gold
126	Dark Walnut Gloss with Gold
129	Antique Steel
129B	Antique Steel with Black Highlights
150	Gray with Gold
155	Antique
200	Walnut Gold with Gray Accents
240	Walnut
250	Platinum
250B	Platinum with Black Highlights
270	Mahogany Rust
320	Pewter
330	Bronze with Black
350G	Statuary Bronze with Gold

## special finishes

### custom finishes and custom color match

Beyond our standard finishes, we can match any finish, fabric swatch, wood trim or paint color specified from your favorite paint company. A finish sample or paint color, sheen level and manufacturer must be provided by the customer. The Finial Company will then provide a strike-off sample to the customer on any wood or steel pole profile as requested. Customer approval of the strike-off sample is required before production will begin.

### 100 Polished Steel finish

Many, but not all, of our raw steel products can be polished and given a clear topcoat to achieve a finished look. Steel is not uniform in color tone and will vary in shades of gray and silver. Polishing raw steel parts requires considerably more preparation work than our other finishes and therefore incurs additional charges.

A polished steel finish is NOT available on the following items that appear in the steel section of the 2013 catalog:

TRT	EB3	EC1	RDSY4	SF137
CSL16	EB4	EC2	RF3	SELB
EB1	EB5	EC3	RF4	123ELB
EB2	EB6	RDSY2	SF134	407

### clear coating

Clear coat can be added on any finish to achieve your preferred sheen level. Sheen choices are matte, satin and high gloss as shown in the catalog. See back inside cover.

### stains

A wood stain may be specified for any of our wood products. A finish sample or stain color and manufacturer must be provided by the customer. The Finial Company will then provide a strike-off sample to the customer. Customer approval of the strike-off sample is required before production will begin.

Wood products are noted in our catalog. Wood naturally absorbs stain. The grain of the wood will

absorb stain unevenly across the surface of the item. Finials, rings, brackets, and poles each absorb stain differently, resulting in a set of hardware containing color variation driven by the wood grain of each piece. This variation is part of the inherent beauty of stained wood.

### outdoor hardware finishing

Available on all Outdoor Hardware product as listed in the catalog. See pages 78-80

### finish fees

*(all prices below are SRP)*

**Custom match or custom finishing**  
(includes modifying existing finishes):  
\$100.00 per order

**Polished steel finishing:**  
30% of order value, min of  
\$100.00 per order

**Clear coating:**  
20% of order value, min of  
\$50.00 per order

**Outdoor hardware finishing:**  
20% of order value

**Touch up paint:**  
\$20.00 per vial

**Strike-offs:**  
\$50.00 per finish/strike-off

**Color chip samples:**  
1 chip per request is no charge  
Additional chips are \$2.00

### repaint fees

*(all prices below are SRP)*

Poles	\$10.00 per foot
Bracket	\$10.00 ea
Tieback posts	\$10.00 ea
Rings	\$5.00 ea
Finials or end caps	\$12.00 ea
Elbows	\$12.00 ea
Rosettes	\$12.00 ea
Crests	\$60.00 ea

## PRICING AND TERMS

Prices found in The Finial Company Price List are our Suggested Retail Prices. Prices are subject to change without notice. Prices are quoted exclusive of Freight and Packaging. The Buyer should always inspect the product upon receipt.

**IMPORTANT:** Please note that your order will be placed with an authorized Distributor of The Finial Company. While most of the following will generally apply, your distributor may have terms and conditions of the sale that will vary from what is stated here.

**RUSH ORDERS:** Rush orders are available. An additional 30% charge applies to product and all fees excluding Freight and Packaging. Rush orders will ship within 5 business days. The 30% rush charge is available for all product except arch rods, bay windows, custom brackets, and mitered returns. If an order is received after 12:00 C.S.T., the next business day will count as the first day of production.

**IMPORTANT:** Please note that rush orders are not always available due to the nature of scheduling in a strictly custom manufacturing environment. Processing time for a rush order is in Business Days, (excluding holidays) not calendar days.

**SHIPPING (NET FEES):** All hardware orders are shipped FOB Dallas, Texas. Poles over 100" MUST be shipped by common carrier. A net freight of \$110.00 will be charged for ground common carrier shipments. Expedited shipments are not available in all areas.

Any additional charges for expedited shipments will be in addition to the net \$110.00 freight fee.

The following orders are subject to actual freight costs:

- shipments going to Alaska, Hawaii, Idaho, Montana, Puerto Rico or any international destinations
- orders with poles or tracks exceeding 16'
- orders that exceed a SRP of \$2,500

**PACKAGING FEES (NET FEES):** A net packaging of \$10.00 per order will apply to any order that has a pole. The net packaging fee increases to \$25.00 for all orders with arched rods; bay windows; rods with returns; motorized traverse track; or poles, rods and corded traversing track 16 feet or longer.

## RETURNS, CHANGES & CANCELLATIONS

All orders are considered "CUSTOM". No changes or cancellations will be accepted on orders that have begun production. All returns must be authorized by The Finial Company customer service department, and are authorized at our discretion, given the circumstances and nature of each custom order.

Restocking fees of 40% apply and the customer prepays freight. A Return Authorization Number (RA#) must be issued by customer service and the RA# must be noted on all return packages. Return Credit is issued on returned goods that are inspected and deemed undamaged. Customers should exercise care to adequately package return goods. Return Credit will not be issued for unauthorized returns or damaged returns.

## DAMAGED GOODS

Immediately upon receipt, your order should be inspected to insure that there is no concealed damage from shipping. Claims on damaged merchandise must be made within 15 days of receipt. No claims after 15 days will be accepted. If your order is damaged in shipping, carriers require that ALL packing materials be kept in order for a representative to inspect the goods. Our policy is that we replace damaged product per the original order.

Please note on the Bill of Lading if there is any possibility of concealed damaged.

## PRODUCT INFORMATION

**WOOD POLES:** Wood poles are sold in 2 foot increments, 2 foot minimum. We will cut your pole to specification, but we do not save or ship the fall off.

**STEEL POLES:** All steel poles are sold in 1 foot increments, 2 foot minimum. We will cut to your specification, but we do not save or ship the fall off.

**CORDED TRAVERSE TRACKS:** Corded traverse tracks are sold in 2 foot increments with a 4 foot minimum. We will cut to your specification, but we do not save or ship the fall off.

**MOTORIZED TRAVERSE TRACKS:** Motorized traverse tracks are sold in 1 foot increments with a 6 foot minimum. We will cut to your specification, but we do not save or ship the fall off.

**SUPPORT BRACKETS:** We recommend support brackets every 3-4 feet.

**INSTALLATION:** Mollie bolts and nail anchors are recommended for all installations, but are not included. We strongly recommend using a professional installer for our hardware.

**FORCE MAJEURE:** The Finial Company is not liable for any performance failure that arises from any cause not within its control.

