



# THE HAGEDORN LITTLE VILLAGE SCHOOL NEWS

August 2016

## Special Olympics at Little Village



HLVS had the unique opportunity to sponsor the **Special Olympics Young Athletes** on August 17. This is the first time a school has done an in-house Young Athlete culminating event on Long Island. This exciting event was orchestrated by **Tim Flynn**, a parent of an HLVS student, **Brody Flynn**.

**Kathi Sylvester** and **Chris Egan**, Adaptive PE teachers at HLVS, spent the last several months collaborating with Tim to plan the day. The event began with our special athletes parade, a ceremonial torch lighting, and the reciting of the Olympic pledge by all of our participants. Boy Scouts from Troop 96 (**Benjamin, Stephen and John**) volunteered their time as our Color Guard. Parents watched their children joyfully participate in a variety of track and field events, after which all of the athletes received a ceremonial ribbon and certificate for their participation. It was a wonderful day!

We would like to extend our deepest appreciation to everyone involved in organizing this amazing event, especially Tim, as this day would not have come to fruition without him! We look forward to continuing this tradition for many years to come!










# All Aboard the HLVS Express!



Swipe your Metro Card and hop aboard the **HLVS Express** and visit Central Park, the Bronx Zoo, Broadway and many other great NYC sites (all designed by our creative teachers and staff)!





# Little Village's Pathway to the Future Gets a Facelift

## Thank You Nixon Peabody and Drew Weidhorn

The Little Village Pathway to the Future recently got a facelift to upgrade the walkway and add newly inscribed bricks. Thanks to the law firm of **Nixon Peabody** who provided a crew of volunteers to help with the effort. Additionally, special thanks to Little Village Board of Trustees member **Drew Weidhorn**, Little Village's 2017 Golden Rule Award Recipient, who funded the project.

Inscribed bricks are available for purchase to honor families, students, teachers or a special event. Contact Janet Mouliere at 520-6067 for more information.



## Room 59 Builds the Empire State Building

The students of room 59 and Teacher **Erik Fucaloro** have been working hard this summer, learning about New York City, types of transportation used in the city and places you can visit. For a fun Friday project, the students made the Empire State building out of graham crackers, icing, cereal and Twizzlers. It was educational and tasty!







# Mr. Anthony of the Nature Company Entertains And Educates Our Little Villagers



## Rooms 81 and 11 Hold a "Subway Series"



The students in Rooms 81 (Teacher **Jenn Finley**) and 11 (Teacher **Irene Dorotheos**) teamed up to have a subway series. The children learned about playing baseball, made uniforms, and played a game with their new friends! The kids had a blast!





# Donations to Little Village

Little Village would like to thank **James LaFrance**, brother of Little Village Teacher, **Kristen Viets**, and **Eric Finkelstein**. James and Eric recently ran a basketball tournament and asked participants to bring toys to the event. The toys were then donated to Little Village. We greatly appreciate the thoughtfulness and generosity of James and Eric.

Pictured below from left to right: LVS student **Ryan Steiner**, **James LaFrance**, **Wendy Sciubba**, LVS Educational Supervisor, **Trish McCarthy**, LVS Executive Assistant, and **Eric Finkelstein**.



**Sara Ryan** and **Sophia Kraupner** are Cadettes from Girl Scout Troop 48. Sarah is the daughter of LVS Occupational Therapist **Dawn Ryan**. For her Silver Award project (the highest award a Cadette can earn), Sara teamed up with Sophia to make weighted lap pads for Children with attentional issues. Sara and Sophia donated 12 lap pads to the LVS OT/PT Department at the departments' staff meeting on August 4<sup>th</sup>.

Thank you so much Sara and Sophia for your generosity and for thinking of Little Village.



Pictured L to R: Dawn Ryan, Sara Ryan, LVS School Principal Patti Pizza and Sophia Kraupner (inset)

## 2016 Sleepy Hollow 5K Charity Run/Walk

**Sunday, October 30, 2016 9:30 am**

Brady Park - Lake Shore Drive Massapequa Park, NY

Grand Sponsor—Ellen and David Brown



For information, contact Jennifer Kirincic at 520-6043 or by email at [Jennifer.kirincic@littlevillage.org](mailto:Jennifer.kirincic@littlevillage.org)



## ASHA Conference at Little Village

**Save the Date!**

**Friday December 9, 2016**

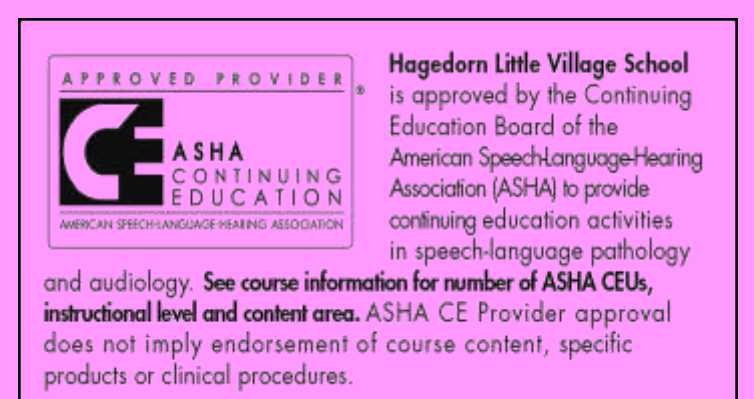
**Treatment of Pediatric Feeding Disorders:  
Targeting Chewing Skills and the Aberrant Sensory System**

**Presenter:**

**Louisa Ferrara, MS, CCC-SLP, BCS-S**

For more information, contact **Jessica Resnick** or **Kimberly Neary** (516) 520-6076 or by email at [ashace@littlevillage.org](mailto:ashace@littlevillage.org)

**On-line  
registration  
available shortly**



**Little Village is now on  
Instagram!**

**Follow Us On:**

**[thehagedornlittlevillageschool](https://www.instagram.com/thehagedornlittlevillageschool)**





## Classroom News

# Room 65 Makes Statue of Liberty Torches

The students in Room 65, along with Teacher **Sam Kirincic**, had a great Statue of Liberty cooking activity! The students took turns buying the items at the "grocery store". Then they each made their own Statue of Liberty Torches with green ice-cream cones filled with cupcakes, and red and yellow frosting for the flame!




## Classroom News

# Room 6pm Makes Their Favorite Zoo Animals

Teacher **Rebecca Sblendorio** and the students in Room 6pm, engaged in an awesome sensory activity which allowed the children to make their favorite zoo animals.







## Student Spotlight—Vincent DeSimone


**Vincent DeSimone** is a 5 year old student in Miss **Mary Beth's** preschool class. When Vincent first attended Little Village at the age of 3 he had difficulty expressing himself. He now speaks in full sentences, engages in conversation and is often heard inviting staff members to events in room 13!

Vincent has mastered many skills including running, climbing stairs, and writing his name. His favorite activity in school is drama. He recently had the role of the boy in the story *The Carrot Seed*. Vincent brings a smile to so many faces each day! In September, he will be attending Kindergarten in his home school district.

Vincent will be greatly missed by everyone at Little Village!



Vincent on his first day of Little Village



Thanks to Little Village Teachers **Regina Brennan, Katy Marascia** and their student helpers, the Little Village Children's Working Garden continues to thrive!



## The Hagedorn Little Village School

*Jack Joel Center for Special Children*

### *The 2017 Annual Golden Rule Award Dinner*

**Thursday, January 19, 2017**  
**Honoring**



**Drew Weidhorn**  
Chairman, Package All Corp.  
*Golden Rule Award Recipient*



**Andrew Cohen, Esq**  
Law Offices of Andrew M. Cohen  
*Susan Weshler Memorial Award Recipient*

**Fresh Meadow Country Club,  
Lake Success, N.Y.**

Contact Jennifer Kirincic at (516) 520-6043 or  
[Jennifer.kirincic@littlevillage.org](mailto:Jennifer.kirincic@littlevillage.org) for more information





# I Love NY Parades



Many of the preschool and school age classes participated in an I Love New York parade to celebrate all they have learned about the 5 boroughs this summer! Each Class customized their own T-shirts and wore Statue of Liberty hats!



## Puppet Shows

Thank you again to **Adrenaline Entertainment** who performed four shows last month entertaining our students. All the children had a great time!





# Create Your Own Personal Web Page to Help Support This Year's 5K

You can help support this year's 5K by telling your own personal story and inspiring others to help support Little Village. To create your own personal web page for the 5K, visit our fundraising platform at "<http://fundraise.littlevillage.org>". Detailed instructions can be found on [www.littlevillage.org](http://www.littlevillage.org).

1. Click on the 5K
2. You can donate, sponsor, register or create your own personal fundraising page.
3. Set a fundraising goal, compete with others on the leader board and share with family and friends.

## To create & manage your personal webpage

1. Click on Create a Page button
2. Connect with Facebook or enter information
3. You will be directed to the "My Home" page
4. Click on "Edit Page" to personalize page.

## Your Info

1. Change your name as you want it to appear on the webpage
2. Upload is a profile image (child, family, etc) for your website.

## Campaign Page Info

1. Choose the fundraising page type to either be a Personal Page or Tribute Page.
2. Change the Campaign Page Title. Example "My support of Little Village's 5K Walk/Run!"
3. Do not change the customized url option.
4. Type in a status update. Ex: "Join me in my efforts to support this great cause!" This will appear next to your profile image.
5. Under "The Story", type your story about your child, Little Village and/or your family experience.
6. Select to put a Page Campaign Image or embed a video. When choosing an image, you can get the image from your computer to upload. If you want to embed a video, use the embedded code from Youtube.
7. Set a Financial Goal.
8. Be sure Donation Alerts is set to "Yes".
9. Click the "Save" button.

You will be redirected back to "My Home" page. From here you can "View My Page". You can always reach "My Home" page by clicking the "My Home" link on the navigation bar. From "My Home" page, share the url provided to send your personal fundraising site to family and friends. Use the facebook, twitter or email buttons provided and follow the on screen prompts. When you are not logged in, you can click the Log In link on the navigation bar to access "My Home" page.



## Sample Webpage

The screenshot shows a fundraising webpage layout. At the top is a navigation bar with links: Home, About Us, HLVS Website, and My Home. The main content area is titled 'Test Webpage' and includes a profile picture (1), a status update field (2), a fundraising goal of '\$0.00 OF \$1,000 GOAL RAISED' (6), a donation form with a '\$ Amount' field and a 'Donate' button (7), and a 'Make a Donation' button. Below the main content is a section titled 'THE STORY' (4) with a text input field. To the right of the story section is a 'Comments' section with a 'SUPPORTERS' button. At the bottom right is an 'Activity' section with a 'There are no activities yet.' message. Social media sharing buttons for Facebook, Twitter, and Email are located at the bottom right. A large image of a house is shown in the background of the story section (3).

1. Profile Picture
2. Status Update
3. Selected picture or video
4. The Story
5. "My Home" page button
6. Fundraising Goal
7. Collect Donations
8. Share with friends