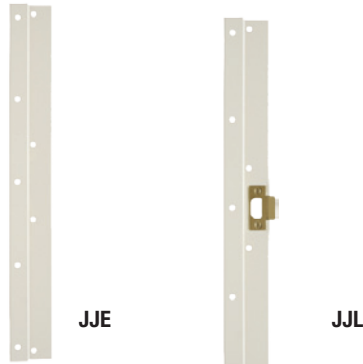



JAMB JACKETS



- Door jamb reinforcer repairs and covers damaged and split out door jambs damaged by a break-in without the expense of replacing the whole jamb
- Manufactured from sheet metal approximately 1/16" thick for 1-3/4" doors
- 1-3/8" available by special order
- Adds reinforcement to undamaged jambs for additional security
- Designed to cover standard 1/2" rabbeted jamb
- Finished in beige powdercoat for durability, may be repainted to match existing colour scheme
- Recessed to accommodate T-strike except JJE model

MFG #	LENGTH	EZ #
JJE 134 16	16"	060526
JJJ 134 24	24"	060525
JJJ 134 36	36"	088727

HOLLOW METAL DOOR BRACKETS



- LMB01**
- For installing cylindrical knob locks or dead-bolts on hollow metal doors
 - Made of 12 gauge cold rolled steel
 - Supplied with adhesive template and pop rivets for convenience & accuracy
 - Center cut-out for seamed doors

- LMB02**
- As above for mortise locksets

- LMB03**
- For hollow metal or aluminum door & frames (set of 2)

MFG #	APPLICATION	EZ #
LMB01	Cylindrical Knob & Deadbolt	065840
LMB02	Standard Mortise Locks	068322
LMB03	Metal, Aluminum Door & Frames	070479


"PIT BULL" LATCH EMBOSS TOOL



- For latch installations on 18 & 20 gauge hollow metal steel doors, this tool creates a rectangular formed pocket at the edge of the door
- A few turns with a wrench will squeeze an indentation that will accept both 1" and 1-1/8" wide by 2-1/4" high latches
- Not for seam doors

MFG #	EZ #
MDLT1	100095

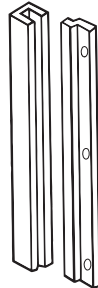
KEY-IN-KNOB GUARDS



- For outswing doors
- Protects against vise grips, hammers, punches & crowbars
- Lip overlap protects door frame

MFG #	EZ #
7000S	077624

LATCH GUARD



- Interlocking latch guard for inswing doors
- 80" Long guard is designed to span the complete opening
- Made of steel, can be cut to custom size
- Fasteners not supplied

MFG #	TYPE	FINISH	EZ #
ILP80SL	Interlocking	Silver	079384
ILP80W	Interlocking	White	079385

FRAME REPAIR PLATE



- Spanning 7' this frame reinforcer repairs damaged frames as well as provides additional security for intact frames
- Molding on inside of frame must be removed to install product correctly
- Finish: Sprayed white

MFG #	EZ #
6000W	077619

