


ARE YOU GETTING THE VACCINE?

Video Illustration

Questions that should be asked about taking the

Experimental new mRNA shots

IT IS YOUR CHOICE




SCREENSHOTS FORMATTED

by

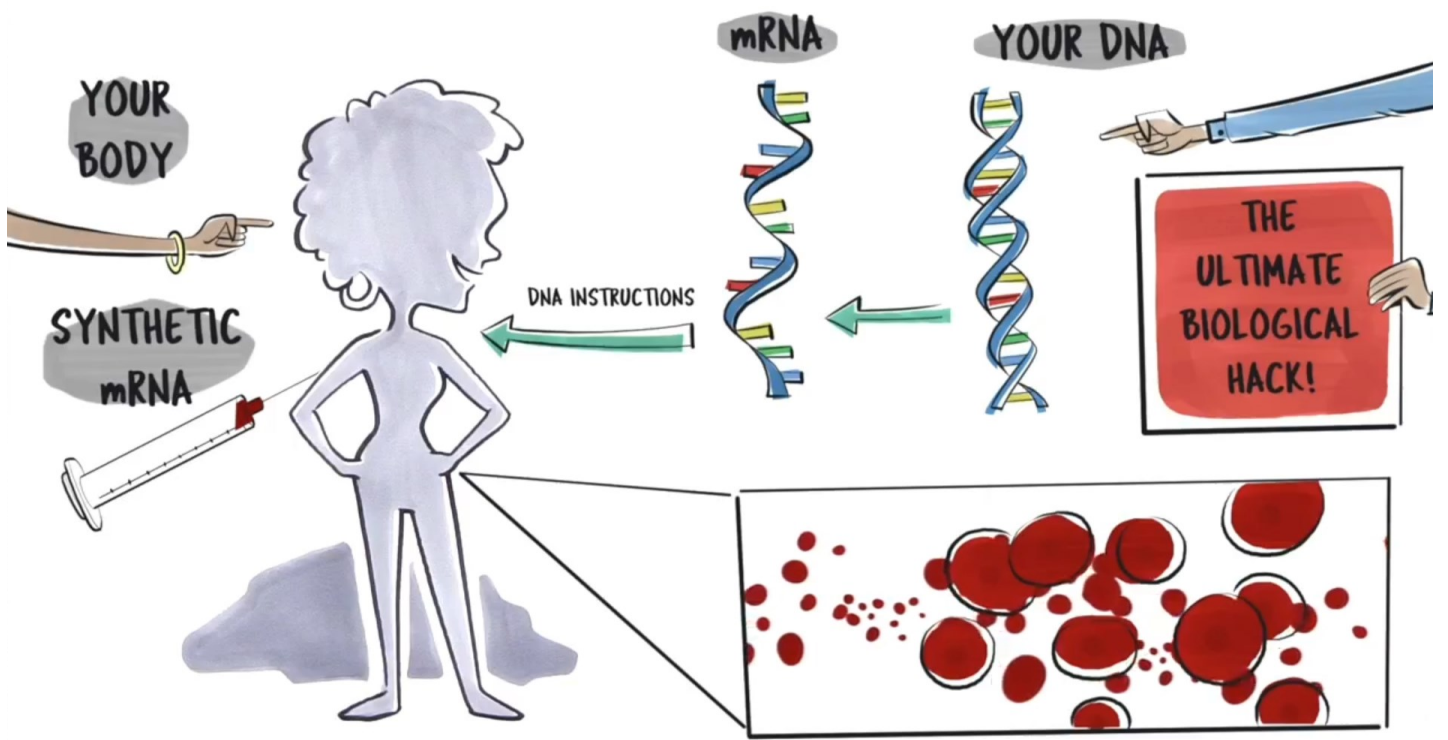
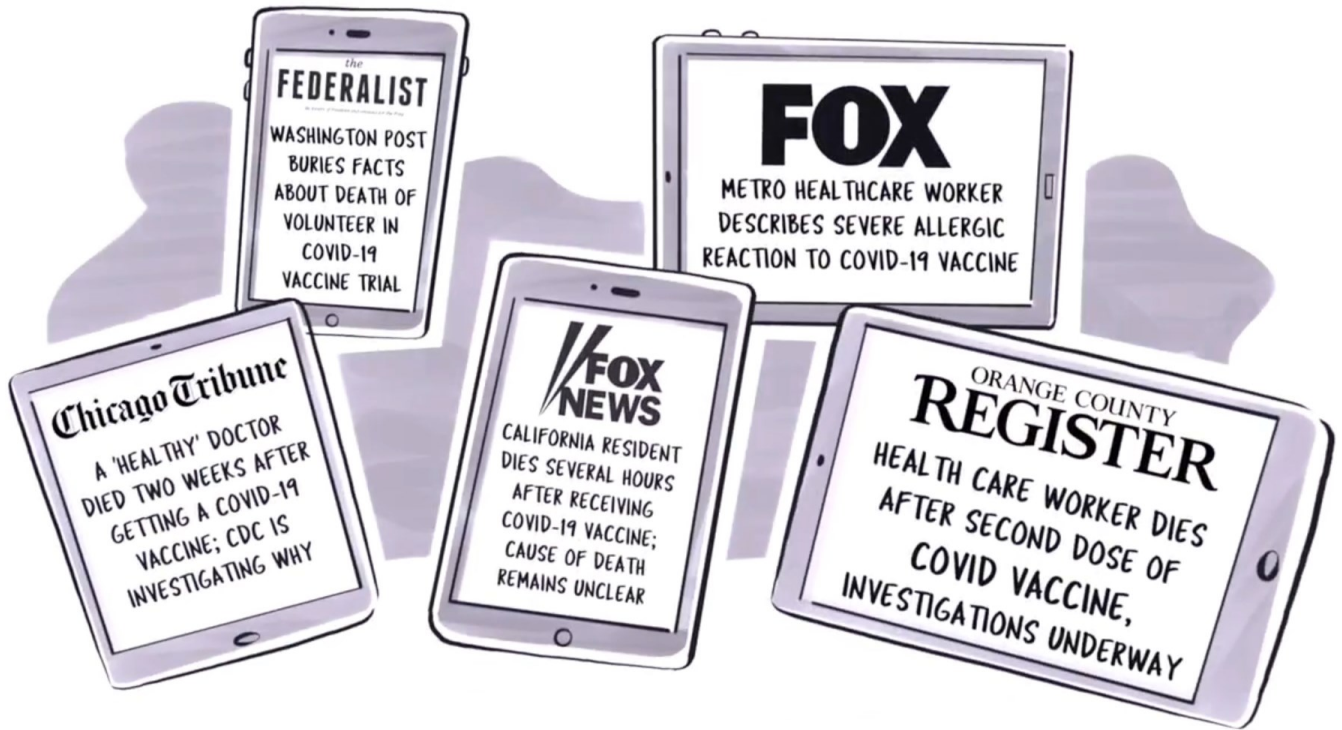
LUIS B. VEGA


VEGAPOST@HOTMAIL.COM

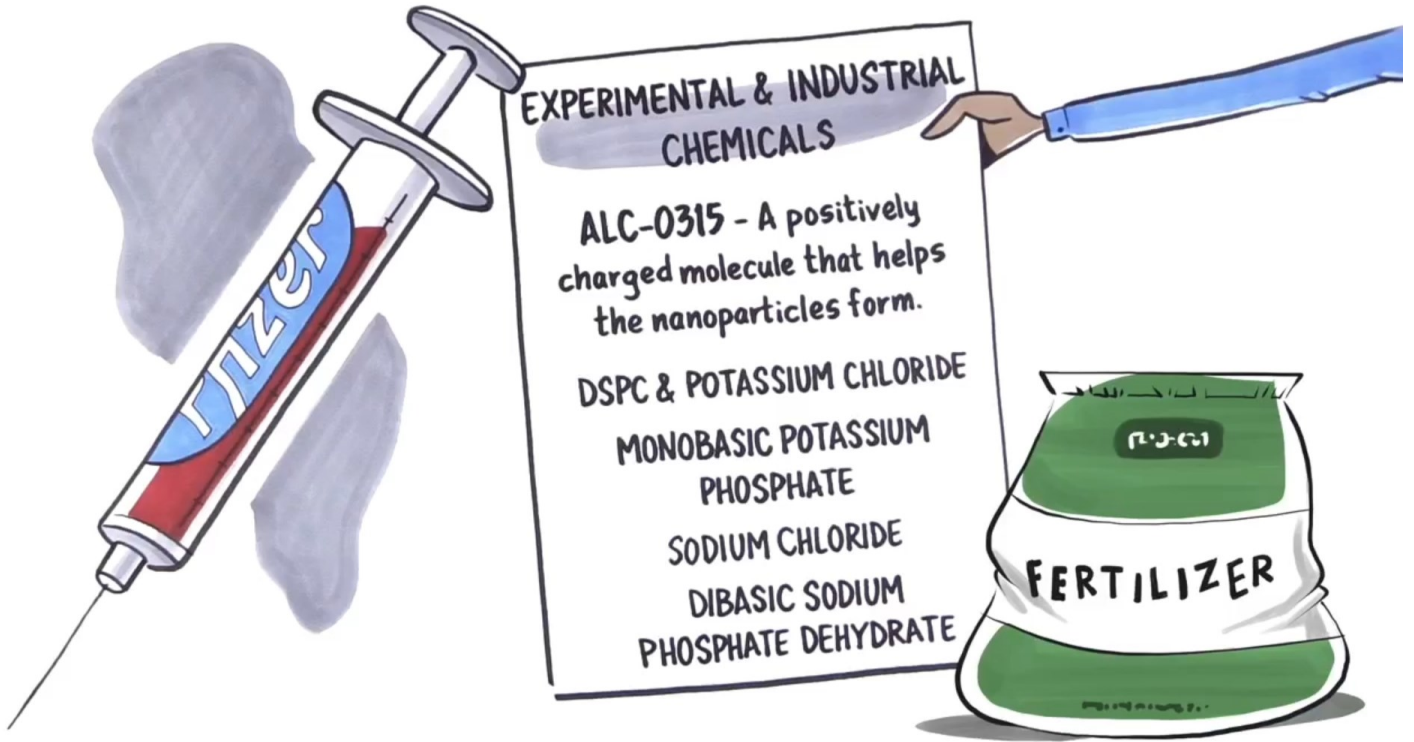
WWW.POSTSCRIPTS.ORG



- 919604-1 Within 15 minutes of receiving the vaccine she developed pain and numbness, starting at the injection site traveling down the ulnar aspect of her arm, and n
- 921641-1 Administered first dose of COVID19 vaccine at 1:29pm on 1/4/21. At approximately 11:00pm resident exhibited acute respiratory decompensation
- 924078-1 "Client received vaccine at approximately 3:50pm, waited in observational area x30min. Left with husband, stated that she got a few miles down the road and starting experiencing tightness in her chest... 911 called.
- 931417-1 patient began to complain of severe chest pain 3 hours after the vaccine was given... EKG obtained and revealed ST segment elevation and a "cardiac alert" was called
- 934539-1 Patient received COVID-19 (Moderna) vaccine from the Health Department on afternoon of January 8, 2021 and went to sleep approximately that night. Was found unresponsive in bed following morning and pronounced dead at 1336 on January 9, 2021
- 932145-1 Patient came into the emergency department on 1/8/21 with an acute ischemic stroke with complete occlusion of her left MCA... She received her 1st COVID-19 vaccine dose that morning at 10:31am.
- 919087-1 Patient was admitted from 12/27- 12/28/2020 at hospital by cardiologist who strongly felt the acute pericarditis was due to the Pfizer Vaccine (Dr. was senior cardiologist).
- 904436-1 The patient was well prior to vaccination... He came to the hospital where he was tachycardia to 200 bpm and hypotensive to SBP70s
- 120717-1 the resident received is vaccine around 11:00 am... He was found without a pulse, respirations, or blood pressure at 1:54 pm.
- 929391-1 Pt received vaccine and complained of difficulty swallowing and rapid heart rate... Pt then transported to hospital via ambulance







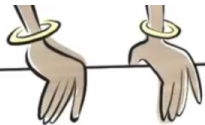
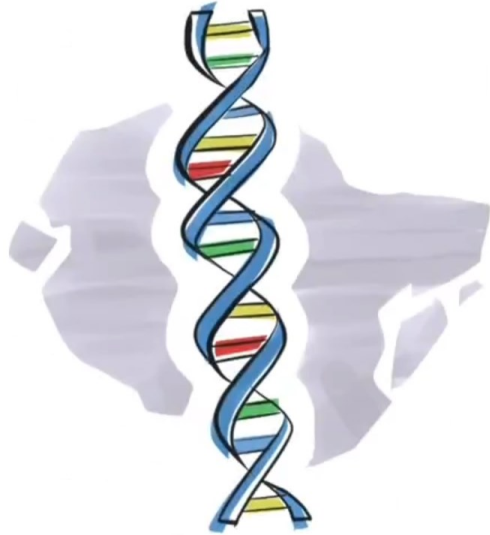


NO PK DRUG INTERACTION STUDIES HAVE BEEN CONDUCTED WITH COVID-19 mRNA VACCINE BNT162b2.

NO SINGLE DOSE TOXICITY STUDIES HAVE BEEN PERFORMED.

NO TOXICOKINETIC STUDIES HAVE BEEN PERFORMED WITH THE VACCINE.

NO GENOTOXICITY STUDIES ARE PLANNED FOR BNT162b2.



NO PK DRUG INTERACTION STUDIES HAVE BEEN CONDUCTED WITH COVID-19 mRNA VACCINE BNT162b2.

NO SINGLE DOSE TOXICITY STUDIES HAVE BEEN PERFORMED.

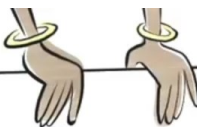
NO TOXICOKINETIC STUDIES HAVE BEEN PERFORMED WITH THE VACCINE.

NO GENOTOXICITY STUDIES ARE PLANNED FOR BNT162b2.

CARCINOGENICITY STUDIES WITH BNT162b2 HAVE **NOT** BEEN CONDUCTED.

[S]AFE USE OF THE VACCINE IN PREGNANT WOMEN **CANNO**T BE PROVIDED AT THE PRESENT TIME.





NO PK DRUG INTERACTION STUDIES HAVE BEEN CONDUCTED WITH COVID-19 mRNA VACCINE BNT162b2.

NO SINGLE DOSE TOXICITY STUDIES HAVE BEEN PERFORMED.


NO TOXICOKINETIC STUDIES HAVE BEEN PERFORMED WITH THE VACCINE.

NO GENOTOXICITY STUDIES ARE PLANNED FOR BNT162b2.

CARCINOGENICITY STUDIES WITH BNT162b2 HAVE **NO**T BEEN CONDUCTED.

[S]AFE USE OF THE VACCINE IN PREGNANT WOMEN **CAN****NO**T BE PROVIDED AT THE PRESENT TIME.

STUDIES IN WHICH THE OFFSPRING (JUVENILE ANIMALS) ARE DOSED AND/OR FURTHER EVALUATED. **NO** SUCH STUDIES HAVE BEEN DONE.



NO PK DRUG INTERACTION STUDIES HAVE BEEN CONDUCTED WITH COVID-19 mRNA VACCINE BNT162b2.

NO SINGLE DOSE TOXICITY STUDIES HAVE BEEN PERFORMED.

NO TOXICOKINETIC STUDIES HAVE BEEN PERFORMED WITH THE VACCINE.

NO GENOTOXICITY STUDIES ARE PLANNED FOR BNT162b2.

CARCINOGENICITY STUDIES WITH BNT162b2 HAVE **NO**T BEEN CONDUCTED.

[S]AFE USE OF THE VACCINE IN PREGNANT WOMEN **CAN****NO**T BE PROVIDED AT THE PRESENT TIME.

STUDIES IN WHICH THE OFFSPRING (JUVENILE ANIMALS) ARE DOSED AND/OR FURTHER EVALUATED. **NO** SUCH STUDIES HAVE BEEN DONE.



CNN
health
HERE'S WHY SOME PEOPLE
TEST POSITIVE AFTER
GETTING A COVID-19
VACCINE

**MEDPAGE
TODAY**
VACCINATED BUT SICK WITH
COVID-19: REPORTS OF POST-
VAX INFECTION A REMINDER
TO KEEP ON MASKING AND
DISTANCING, EXPERTS SAY

YOU NEED TO KEEP
THAT MASK ON!

healthline
YOU CAN STILL SPREAD,
DEVELOP COVID-19 AFTER
GETTING A VACCINE:
WHAT TO KNOW

STATION 1 **STATION 2** **STATION 3** **STATION 4**

- ✓ STILL GET COVID
- ✓ STILL GET SICK
- ✓ STILL GO TO THE HOSPITAL
- ✓ STILL SPREAD TO OTHERS

TRIAL RESULTS = MILD REDUCTION OF MILD SYMPTOMS

"Covid-19 was defined according to the Food and Drug Administration (FDA) criteria as the presence of at least one of the following symptoms: fever, new or increased cough, new or increased shortness of breath, chills, new or increased muscle pain, new loss of taste or smell, sore throat, diarrhea, or vomiting..."

"[I]T IS NOT POSSIBLE TO ASSESS SUSTAINED EFFICACY OVER A PERIOD LONGER THAN 2 MONTHS."



THERE ARE CURRENTLY INSUFFICIENT DATA TO MAKE CONCLUSIONS ABOUT THE SAFETY OF THE VACCINE IN SUBPOPULATIONS SUCH AS CHILDREN LESS THAN 18 YEARS OF AGE, PREGNANT AND LACTATING INDIVIDUALS, AND IMMUNOCOMPROMISED INDIVIDUALS."

"HOWEVER, RISK OF VACCINE-ENHANCED DISEASE OVER TIME, POTENTIALLY ASSOCIATED WITH WANING IMMUNITY, REMAINS UNKNOWN..."

"A LARGER NUMBER OF INDIVIDUALS AT HIGH RISK OF COVID-19 AND HIGHER ATTACK RATES WOULD BE NEEDED TO CONFIRM EFFICACY OF THE VACCINE AGAINST MORTALITY."

"THUS, THE STUDY WAS NOT DESIGNED TO ASSESS THE BENEFIT IN INDIVIDUALS WITH PRIOR SARS-CoV-2 INFECTION."


"DATA ARE LIMITED TO ASSESS THE EFFECT OF THE VACCINE AGAINST TRANSMISSION OF SARS-CoV-2 FROM INDIVIDUALS WHO ARE INFECTED DESPITE VACCINATION."



SAFE & EFFECTIVE COVID TREATMENTS

HYDOXY ~~NO~~ CHLOROQUIN,
VIT ~~NO~~ D&C and ~~NO~~ ZINC






USELESS?

CDC 2019-Novel Coronavirus (2019-nCoV)
 Real-Time RT-PCR Diagnostic Panel
For Emergency Use Only
 Instructions for Use
 Catalog # 2019-nCoV EUA-01
 1000 reactions
 For In-vitro Diagnostic (IVD) Use
 Rx Only

2019-nCoV Markers (N1 and N2)

- When all controls exhibit the expected performance, a specimen is considered negative if all 2019-nCoV marker (N1, N2) cycle threshold growth curves DO NOT cross the threshold line within 40.00 cycles (≤ 40.00 Ct) AND the RNase P growth curve DOES cross the threshold line within 40.00 cycles (≤ 40.00 Ct).
- When all controls exhibit the expected performance, a specimen is considered positive for 2019-nCoV if all 2019-nCoV marker (N1, N2) cycle threshold growth curves cross the threshold line within 40.00 cycles (≤ 40.00 Ct). The RNase P may or may not be positive as described above, but the 2019-nCoV result is still valid.
- When all controls exhibit the expected performance and the growth curves for the 2019-nCoV markers (N1, N2) AND the RNase P marker DO NOT cross the cycle threshold growth curve within 40.00 cycles (≤ 40.00 Ct), the result is invalid. The extracted RNA from the specimen should be retested. If residual RNA is not available, re-extract RNA from residual specimen and re-test. If the re-tested sample is negative for all markers and RNase P, the result is invalid and collection of a new specimen from the patient should be considered.
- When all controls exhibit the expected performance and the cycle threshold growth curve for any one marker (N1 or N2, but not both markers) crosses the threshold line within 40.00 cycles (≤ 40.00 Ct) the result is inconclusive. The extracted RNA should be retested. If residual RNA is not available, re-extract RNA from residual specimen and re-test. If the same result is obtained, report the inconclusive result. Consult with your state public health laboratory or CDC, as appropriate.


 CENTERS FOR DISEASE CONTROL AND PREVENTION

COVID SURVIVAL RATE

0-14 Survival Is 99.9998%
15-44 Survival Is 99.9931%
45-64 Survival Is 99.9294%
65-85 Survival Is 99.6297%
Over 85 Survival Is 98.2499%



"THE PCR TEST WAS NEVER DESIGNED TO TELL YOU IF YOU ARE SICK."



USELESS?





USELESS?



DR. ANTHONY FAUCI

"...IF YOU GET [PERFORM THE TEST AT] A CYCLE THRESHOLD OF 35 OR MORE...THE CHANCES OF IT BEING REPLICATION-CONFIDENT [AKA ACCURATE] ARE MINISCALE..."



USELESS!!

"PCR tests are USELESS."

!! URGENT !!

PETITION/MOTION FOR ADMINISTRATIVE/ REGULATORY ACTION REGARDING CONFIRMATION OF EFFICACY END POINTS AND USE OF DATA IN CONNECTION WITH THE FOLLOWING CLINICAL TRIAL(S):

PHASE III - EU DRACT NUMBER: 2020-002641-42

SPONSOR PROTOCOL NUMBER: C4591001


SPONSOR:

BIONTECH SE (SOCIETAS EUROPAEA), AN DER GOLDGRUBE 12, 55131 MAINZ, GERMANY

AND ANY OTHER ONGOING CLINICAL TRIALS OF VACCINE CANDIDATES DESIGNED TO STOP TRANSMISSION OF THE VIRUS FROM THE VACCINE

"In light of our re-examination of the test protocol to identify SARS-CoV-2 described in the Corman-Drosten paper we have identified concerning errors and inherent fallacies which render the SARS-CoV-2 PCR test useless."








WHAT WE KNOW

- ✓ NOT a Vaccine
- ✓ IS an Experimental mRNA Inject
- ✓ Rushed Through Clinical Trials
- ✓ Skipped Safety Testing
- ✓ Long List of Side Effects
- ✓ People Are Dying
- ✓ Not Effectively Preventing or Containing Covid
- ✓ Hidden Ingredients



WHAT WE KNOW





Main Sources

Mirrored Sites

Wes Rhinier of NCRenegade.com

<https://ncrenegade.com/if-they-get-jabbed-after-watching-this-they-are-beyond-saving/>

GraniteGrok.com

<https://granitegrok.com/blog/2021/05/if-they-get-jabbed-after-watching-this-they-are-beyond-saving>

BestNewsHere.com

<https://bestnewshere.com/if-they-get-jabbed-after-watching-this-they-are-beyond-saving/>

BrandNewTube.com

https://brandnewtube.com/watch/share-with-loved-ones-if-they-get-jabbed-after-watching-this-they-are-beyond-saving_vQi5JUAmJlbeFSp.html

