

COURTHOUSE QUILTERS NEWSLETTER

March 2016

Vol. 29 - 3



April 10, 2016


Workshop - "Charity Sew - Sew a Rare Bear"

1:00 - 4:00 pm

Meeting -

"Anniversary Party and Challenge Projects"

6:30 pm



May 14 & 15, 2016

Two Day Portraiture Workshop with Esterita Austin

An introductory class using fusing techniques; no sewing machine necessary.

10:00 am - 4:00 pm Cost: \$120



May 15, 2016

Meeting - "Classic Rock" with Esterita Austin

6:30 pm

A humorous slide and trunk show about Esterita's journey as a quilter.

June 12, 2016

Workshop - "Something Old, Something New" with Shannon Shirley

Start with a vintage embroidered block (one of yours or one of Shannon's), add a piano key border and a scalloped edge to create a unique wallhanging.

10:00 am - 4:00 pm

\$60 (includes vintage embroidered block of your choice)



Meeting - Shannon Shirley "An Eclectic Mix"

6:30 pm

Quilts inspired by children's artwork, incorporating vintage needlework, art quilts, traditional...there is sure to be something to interest everyone as Shannon shares what she has learned as a self-taught quilter.



President's Letter

All,



Spring arrived today. Time to shift to brighter colors or floral prints perhaps? I already feel a pull to be outside instead of at my sewing machine.

I recently was lucky to spend a block of sewing time with friends. Great food and wonderful company resulted in lots of beautiful quilts. The variety of the quilts made me realize that Spring is a time of new beginnings, and we should each stretch a little outside our comfort zone and try something new. Learn a new technique or try a new color. Use the guild challenge to launch a new creative direction. Take a workshop that might teach you things you never thought yourself capable of. If you get stuck you'll be proud of yourself for the problem solving that goes into making new progress, or ask a fellow member for help. Either someone has already mastered that technique or just having fresh eyes will help. That's the beauty of having a guild behind your efforts.

I will miss the April meeting but I'll be thinking of you. Happy Anniversary Courthouse Quilters!

Patty

Sing
Dance
Jump in puddles



April Charity Workshop



The main focus of this workshop will be making rare bears for Rare Science which is an organization striving to accelerate cures for rare childhood diseases. Patterns will be provided...bring your own fabric or use our stash. We will not need to stuff the bears nor fill in eyes and noses - easier for shipping.

Not interested in making a bear? We also would like to help out the St. James Food Bank in Long Branch by making some "ugly" grocery tote bags. The food bank helps folks on the shore whose lives are still disrupted by SS Sandy. The guild has plenty of fabric which could be used for this purpose. In case you would like to make some totes before the meeting, the instructions are on the following page.

As always, charity workshops are also an opportunity to work on personal projects while enjoying the companionship of fellow members. We look forward to a great turnout for a fun afternoon.

Andrea and Jude

Instructions for St. Brigid's "Ugly" Tote Bags

The tote bag will accommodate paper grocery bags (12 w x 7 d x 14 h) or (12w x 7 d x 17 h). They do not have to be exact, and any fabric can be used, as long as it is sturdy enough to hold groceries. These bags are given to clients of the St. James Food Bank.

These are very simple directions – you are welcome to adjust the directions to suit your skill level or fabric weight.

FABRIC: sturdy enough to hold groceries.
44" w folded selvage to selvage by $\frac{3}{4}$ yd (27")

CUT: Keep fabric folded.
Cut 21" across. This is the body of the bag.
Cut the remaining 6" piece into two 3" strips. These are the two handles



TO MAKE THE BAG:

- Sew along the two cut edges (not selvage edge) with a $\frac{1}{2}$ inch seam. Clip bottom fold so the seam lays flat.
- Grasp the points and bring together, making sure each side seam matches.
- For each triangle, find the point where the base is 7".
- Stitch each corner along the 7" line. This is the bottom of the bag.
- Unfold the bag to create the bottom, tack down the points (folding and stitching this point down gives the bag extra stability).

TOP EDGE OF THE BAG: Double fold 1" hem, sew all around top of bag.

HANDLES:

- Fold one 3" strip in half. Sew $\frac{1}{2}$ " seams. Press seams open. Zig zag over the sewing line through all fabric layers.
- Or use your favorite method for making sturdy handles. Cut in half, and attach to each side of the bag.

BAG BOTTOM: Cut a piece of cardboard the same size as the bag bottom, and insert.




"How to Make a Tube Blouse" with Claire Rohloff - March Workshop





Courthouse Quilters

and Patchwork Tradition



Join us at the opening reception for the Courthouse Quilters Guild's exhibit at the Sigal Museum, 342 Northampton St., Easton, PA. The reception will be from 6:00 to 8:00 p.m. on Friday, April 15. All members of Courthouse Quilters will be admitted free to the museum for the reception. Others will be asked for an optional \$7.00 donation.

The Northampton County Historical & Genealogical Society has given the members of the Courthouse Quilters their 2016 challenge: create authentic artisan quilts inspired by the Society's own rich collection of quilts. This

exhibition celebrates both the rich patchwork tradition of Northampton County and the talent of these contemporary quilters.

How has quilting changed over time? Visit "Courthouse Quilters and Patchwork Tradition" to explore this question and enjoy a colorful and diverse juxtaposition of vintage and contemporary quilts.

If you can't make the opening, you will have plenty of opportunity to view this exhibit. It will run from April 16 through July 31, 2016. The museum's hours are Wednesday to Saturday, 10 am-4pm and Sunday from noon-4pm. Closed Memorial Day and July 4th.



2016 Courthouse Quilters Challenge - "Then and Now"

This year's challenge is entitled "**Then and Now**" and entries must be inspired by one of the quilt blocks shown below. There is an option to exhibit entries at the Sigal Museum in Easton, PA.

The Basics:

The CHQ 2016 Challenge includes two categories: "Quilts" and "Other". "Other" may include wearables, mixed media, or any form of textile art. Members may enter one item per category. Each item must be inspired by one or more of four quilt blocks from historical quilts from the Sigal Museum Collection.

The challenge items are due at the April 2016 meeting, April 10, 2016.

The Sigal Museum Quilt Exhibit:

This year there will be an exhibit of our challenge entries at the Sigal Museum, 342 Northampton St., Easton, PA. The exhibit will begin with an opening reception on **Friday, April 15, 2016**, from 6:00 to 8:00 p.m. and will **close on Sunday, August 1, 2016**, with **takedown on August 2, 2016**. All Sigal Museum exhibits can be viewed Wednesdays through Saturdays from 10am to 4pm and Sundays from noon to 4pm.

Members may participate in the guild challenge without showing their quilts in the exhibit.

Requirements:

If you will not be entering your item in the exhibit at the Sigal Museum, these are the requirements:

- The quilt must have been made between September 13, 2015 and April 10, 2016.
- If your quilt was not designed by you or was quilted by someone other than you, the designer or quilter must be named on a card attached to the front of your quilt.

If you intend to submit your entry to the Sigal Museum Exhibit:


- You must be the designer of your entry. If your entry was quilted by someone other than yourself, the quilter must be named in the exhibit.
- Your quilt must have an AQS style hanging sleeve. For instructions see: https://www.youtube.com/watch?v=m_Vd82aSiAA
- You must bring two copies of the intake form to the April meeting. Your quilt cannot be identified as yours prior to voting, so keep your intake form separate from your quilt until after the competition.
- You must have a label sewn to your quilt with your name and phone number on it. The label must have a piece of fabric over it for the competition.
- You must bring a pillowcase with your name and phone number for transport of your quilt after the competition. Bring the quilt to the meeting in an unmarked bag or pillowcase.
- Ellen will take your quilt home the night of the April meeting, April 10th, and deliver it to the Sigal Museum on Monday morning, April 11th. Your quilt will be in Ellen's home overnight and will not be insured. Once it reaches the Sigal, it will be covered by their insurance.
- Pick up will be on August 2nd at the Sigal. The intake form must be presented to pick up your quilt. Any quilts not picked up will be stored in Ellen's home and returned at the August meeting. Again, Ellen does not have special insurance to cover these quilts.

Any questions? Ask Ellen Heath. Contact information on the roster.


Your entry must be inspired by one of these blocks:



Log Cabin



Puss in the Corner



Embroidered Spider Web



Applique pattern

"From My Studio to Your Quilt Shop" with Jacquelynne Steves



Board Minutes

Board Minutes from March 13, 2016

In attendance: Patty G., Ellen H., Sue G., Cass G., Joanne G., Claire R., Stephanie G.

EXECUTIVE BOARD

President Patty called the meeting to order at 4:35

A motion was made and February 2016 minutes were approved.

We need to set up the suggestion box so that members can submit suggestions.

Next month Patty and Alice will not be at the guild meeting so Ellen will be given the ability to write out checks.

There is a discrepancy about the amount of money that was raised selling tickets at the quilt show so the amount will be confirmed next month.

The table and easel display at the NJ show was amazing and garnered a lot of positive attention and created an opportunity to chat and tell others about our guild. The group did an amazing job with this presentation.

Additional Venues for selling tickets: The 4-H Fair and possibly Oaks.

Raffle tickets will be distributed to members to sell beginning this month.

Nominating committee should begin now because most of the board will be completing their term.

Patty wondered if the Program Chair should be able to go to workshops gratis. To be discussed further.

Vice President/Program- Ellen H.

July- Patty is going to organize a technique night and Ellen will organize another technique class in January. Then July 2017 we'll schedule Member's Market.

Challenge Quilts: Folks will be able to sell their quilts at the show but the venue will take 25% of the sale price.

The museum asked if we can have 3 demo Sundays and Ellen will have people sign up for two hour slots.

COMMITTEE REPORTS

Show: Stephanie G. We have missed some magazine deadlines so we need someone to do press releases immediately. We are now six months out from the October show and we should start lining up volunteers.

Jobs that need attention now: Getting names and contacts for Quilt shops in try state area. We need more vendors and Joanne will help Denise since Denise has already moved to PA.

Other Business:

A motion was made and was seconded to adjourn at 5: 29

Respectfully submitted by: Cass Garner



Show and Tell





Quilts in the Mill - Show News Update

Acquisitions

The acquisition committee of Babette Galinak and Jill Ferrari has been busy updating the forms and will have them available for you starting next month.

I would like to draw close attention to the **cut off date for submissions of September 2nd**. In the past the submission date usually was the September meeting.

Because our meeting is not until the Sept. 11th and the show's acquisition day is Sept 27th **we had to move up the cut off date to Friday, Sept. 2nd of Labor day weekend**. Programs need to be at the printer a minimum of 2 weeks before the show, we apologize for this necessary change. This earlier date will allow for printing of our programs, quilt information cards and the hanging layout to all be done in a timely manner.

Babette and Jill will have acquisition forms starting at our April meeting. You can submit completed forms anytime before the cut off date. We hope to have the majority of the forms way before the cut off date.

If you have questions on the forms you may contact Babette at bgalinak@Comcast.net or Jill at jafrahway@gmail.com.

Insurance

Insurance for our quilts will be obtained from a new provider this show as NQA ceased to exist as of 1/1/16. Although mentioned before our new policy has a \$1000 deductible on any claims. On the off chance there is a claim it would be helpful to you to have a professional appraisal, without that the carrier may decide only to reimburse the cost of materials and a minimum for labor. Please keep this in mind when valuing your quilt.

Dana has agreed to do appraisals twice this show. She will be available before our September meeting schedule for Sunday September 12 and again on Acquisition Day, Tuesday, September 27th. Her usual fee is \$50 per appraisal but she has generously offered guild members a price of \$40. More information on this will be forthcoming.

Volunteers

Our membership is down to 75 members. This is the lowest it has been in a very long time. We will be very hard pressed to cover all the show jobs unless every member takes on a least one job or more jobs. We do have sitting jobs for those who can not stand for long hours, If there is a particular job you would prefer to do please discuss what you would prefer to do with Joan Lasota or Mary Rigby for jobs before the show or Joanne Gardner for those jobs before or after the show. We will be adding a clean up crew to take-down all our supplies brought to the mill this year. All positions available in previous years plus a few new jobs will count towards obligation to remain a member in good standing.

Lastly a gentle reminder that all members must sell a minimum of \$20 worth of raffle tickets and make or provide three items for our boutique to remain in good standing.

Stephanie Greenberg

Places to Go, Things to Do, People to Meet!



Wayne Art Center Presents Art Quilt Elements 2016

March 18th - April 28th
413 Maplewood Avenue
Wayne, PA 19087
<http://www.wayneart.org/exhibitions/>



Saturday April 30 10am - 5pm
Sunday May 1 10am - 4pm

Charles Chrin Community Center
4100 Green Pond Road
Palmer Township, PA 18045

Vendor Mall
Book Nook
Tricky Tray

Quilt Raffle
Boutique
Quilts for Sale

Café
Door Prizes

The Colonial Quilters Guild proudly presents
QuiltFest 2016

Saturday, April 30th at 1:00pm
"Modern Quilting - What's All the Hubbub"
Presented by Jessica Skultety of Quilty Habit

Questions:
show@colonialquilters.org

**Guild Challenge
Vintage Goes Modern**

Directions:

From points East and West
Rt. 22 to Rt. 33
South to
Wm. Penn Hwy.

From points North
Rt. 33 South to Wm. Penn Hwy.

From points South
Rt. 78 to Rt. 33 North to Wm. Penn Hwy.

All Routes
East on Wm. Penn Hwy. approx. .9 mile Left on
Belthman Rd approx. 1.8 miles to stop sign. Right on
Green Pond Rd. to Chrin Community Center entrance.

A portion of the proceeds will benefit:
Turning Point of the Lehigh Valley

Admission
\$8.00
a day

www.colonialquilters.org

Minis at the Mill 2016


Time to let those creative vibes loose and start designing your Mini for the quilt show! Make one or make two!

Here are the rules for Mini construction:

1. Your Mini can be as small as 6"x6" (minimum) or as large as 24"x24" (maximum).
2. No cheater cloth.
3. Your Mini can be machine or hand quilted; no tied quilts.
4. Your Mini should have a label with your name, county, state, date, and Courthouse Quilters on it. That way your lucky winner will know all about their new quilt and who made it.
5. **Your Mini must be handed in by the September meeting. This will give the committee time to get the raffle all set up.**

You can turn in your completed mini at any guild meeting to Jill Ferrari or Andrea Cavallaro. If you have any questions contact either Jill or Andrea.

Thank you!
Jill Ferrari and Andrea Cavallaro



CHQ ONLINE



Check our website for the latest workshops and supply lists, meeting news, cancellations, forms, **inclement weather announcements**, and just general information about the guild.

www.courthousequilters.org

For a complete listing of the holdings in the guild library, go to:

www.librarything.com/catalog/CourthouseQuilters.

And don't forget to "friend" the guild on Facebook. Search for "Courthouse Quilters" and "like" us. We'll like you back!



Newsletter Deadline

The deadline for the newsletter is the Sunday following a meeting at the stroke of midnight!

Exceptions are May and show-year Octobers with a deadline of the Wednesday after a meeting.

Send all of your articles, news, photos and other newsworthy items to Andrea.

Board and Committee Chairs

President	Patty Gertz
Vice President/Programs	Ellen Heath
Recording Secretary	Cass Garner
Corresponding Secretary	Sue Garcia
Treasurer	Alice Sprenger
Charity Quilting	Andrea Cavallaro
Circulation	Cathie Giambalvo
Door Prizes	Joanne Gardner
Historian	Claire Rohloff
Hospitality	Claire Rohloff Linda Allen
Librarian Interim	Mary Schwarzenberger Cathie Giambalvo
Licensing	Joanne Gardner
Membership	Camille Quinton
Photographer	Twila O'Connell
Quilt Show	Stephanie Greenberg
Raffle Quilt - Design & Creation	Babette Galinak Susan Fellin
Special Events	Jill Ferrari
Web Presence	Karen Davis

Courthouse Quilters Newsletter

Editor
Andrea Cavallaro
Photos by
Twila O'Connell

Courthouse Quilters
Darcy Lodge
39 Everittstown Road
Route 513, Frenchtown, NJ

Courthouse Quilters
P.O. Box 192
Flemington, NJ 08822

Courthouse Quilters
Darcy Lodge
39 Everittstown Road
Route 513, Frenchtown, NJ

Directions from Flemington:

Route 12 W to flashing red light at The National Hotel in Frenchtown. Turn right onto Route 513 and drive up steep hill. The Darcy Lodge will be 3/4 mile on the left.

Directions from Clinton:

Route I-78 to Exit 15 to route 513 S. Turn right at Burgdorf Realtors Route 513. Continue for 8 miles.