

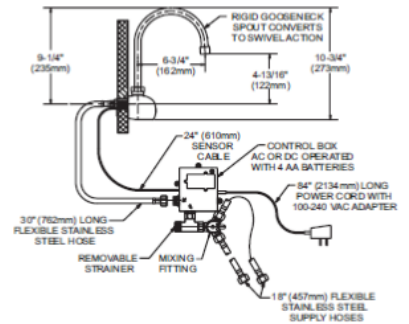


# Wicketts Stainless

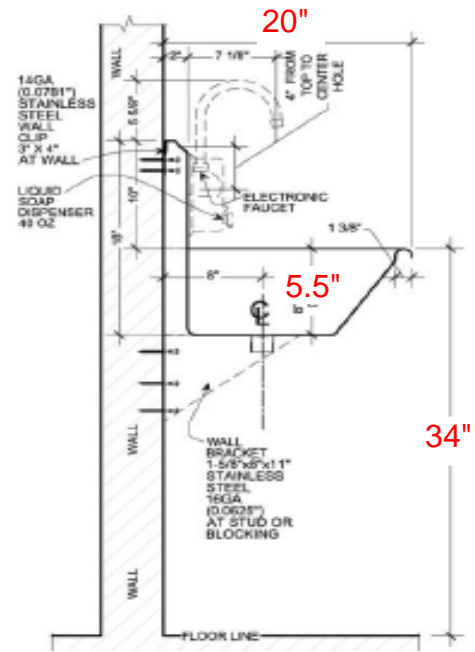
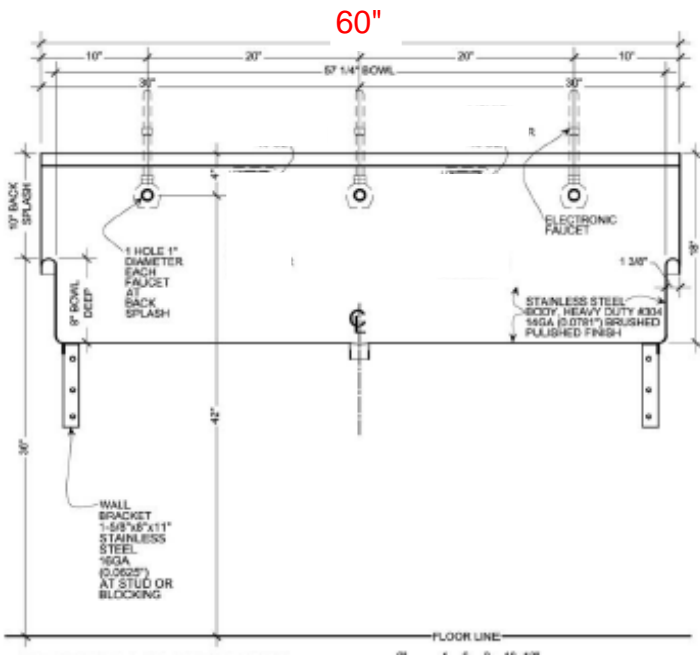
## SPECIFICATION

WWT-6020-SF-ADA-WB-CALI

Commercial Heavy Duty  
Wash Up Sink



WALL MOUNT



Model Number	A	B	C	D	E	F
MWT-6020-ADA-SF	60	20	57	5.5	28.5	10

### Engineering Specification:

14 gauge, type 304 stainless steel wash sink. Top 1-3/8" rolled rims. 1 1/2" welded in drain. Exposed surfaces polished to a satin finish. Supported on (2) wall brackets and clips. (3) sensor faucets

**WARNING:**  
This product can expose you to chemicals, which are known to the State of California to cause cancer. For more information, visit [www.P65Warnings.ca.gov](http://www.P65Warnings.ca.gov).

Wicketts Stainless, LLC.  
2618 San Miguel Dr. Bldg.# 376  
Newport Beach, CA 92660  
Tel: 951-858-2548  
Fax: 951-638-9059  
[www.wickettsstainless.com](http://www.wickettsstainless.com)  
[Sales@wickettsstainless.com](mailto:Sales@wickettsstainless.com)



Approved for Manufacturing  
Company: \_\_\_\_\_  
Signature: \_\_\_\_\_  
Print: \_\_\_\_\_ Date: / /