

Butler Water 5

700 N Main
PO Box 56
Benton, KS 67017

Office (316) 778-1631
Fax (316) 778-1931
www.bucorwd5.com



Butler Water District #5 is happy to announce we have teamed up with TecNXS to report testing results for Backflow/Cross Connection online. **Effective immediately Butler Water District #5 will no longer accept paper reports.** Please register online by following the steps below. It is strongly recommended that these steps be done from a smartphone and at least 2 days prior to uploading your first backflow report.

1. Go to <https://backflow.tecnxs.com>
2. Register and then check your email for a message from AquaResource. Click the link in the email to verify your registration.
3. Once you have verified your email address, go to <https://backflow.tecnxs.com>, log in and request access to Butler Rural Water 5.
4. When filling out the popup form to request access, type in "Butler" without the quotes and select Butler Rural Water #5 from the search results.
5. Where it asks for proof of certification, upload a copy of your certification class or your current valid license from another water purveyor.
6. Click "Request Access" and then you will have to wait for RWD #5 to approve your access. You will receive an email when RWD #5 has approved or denied your request.
7. Once approved you can now submit backflow tests.
8. **For any test to be accepted it MUST have a photo of the device and MUST be submitted at the time of the test for GPS verification.**



Login

Enter your email address and password to access Aqua Resource.

Email address

Password

Login

[Forgot Password?](#)

[Don't have an account yet?](#)

[Register](#)

Copyright© 2019 TecNXS



REGISTER

Click on “Register” to begin the registration process.

Register

Please fill out all the required information below to register. Once you have registered, you will be able to request to cities. If a city has already added you, once you have registered and verified your email address, you will automatically be given access.

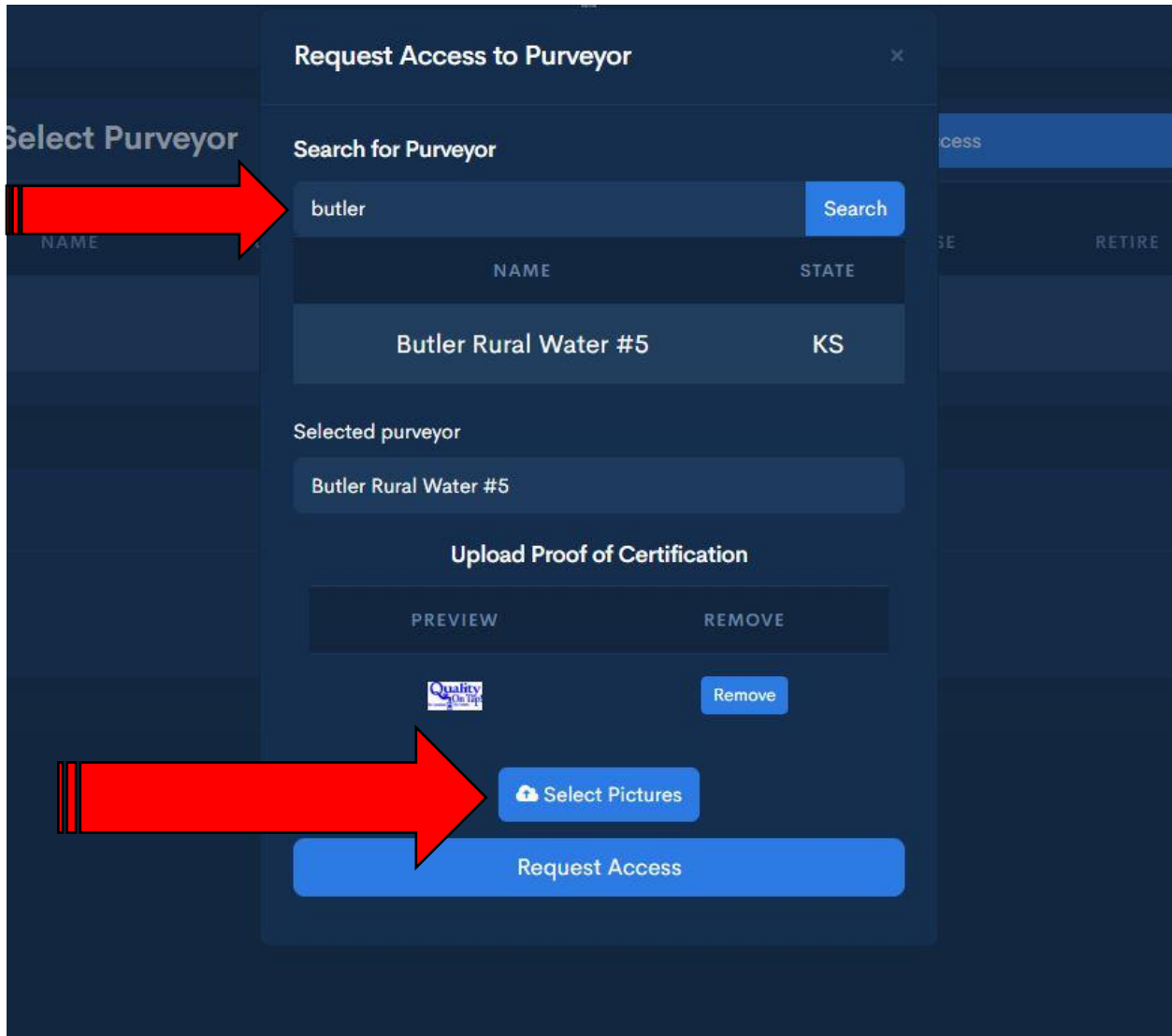
● = Required

First name ●	State ●
<input type="text" value="first name"/>	<input type="text" value="select state"/>
Last name ●	Zip code ●
<input type="text" value="last name"/>	<input type="text" value="#####"/>
Middle initial	Company
<input type="text" value="middle initial"/>	<input type="text" value="company"/>
Email address ●	Password ●
<input type="text" value="email@domain"/>	<input type="password" value="password"/>
Phone number ●	Retype password ●
<input type="text" value="(###) ###-####"/>	<input type="password" value="password"/>
Street address ●	Password requirements
<input type="text" value="address"/>	
City ●	<ul style="list-style-type: none">• Minimum 8 characters• At least one uppercase• At least one number• At least one special character
<input type="text" value="city"/>	
<input type="checkbox"/> I accept the Terms & Conditions	
<input type="button" value="Register"/>	

Already have an account? [Login](#)

REGISTER

Fill in your information. Fields with green dots are required. Accept the Terms & Conditions and click the “Register” button.



REQUESTING ACCESS TO PURVEYOR

Type “butler” without the quotations in the search field. Click on “Search”

Click on Butler Rural Water #5.

Click on “Select Pictures” to upload your Proof of Certification.

Click on “Request Access”



Successfully requested access to purveyor!

Select Purveyor

Request Access

NAME	LICENSE NUMBER	EXPIRATION	STATUS	LICENSE	RETIRE
------	----------------	------------	--------	---------	--------

No purveyors

Access Requests

View the status of purveyor access requests below.

Butler Rural Water #5
Date Requested Access: 4/8/2019
Status: Pending

Options ▾

Copyright© 2019 TecNXS

PENDING APPROVAL

Please allow 48 hours for Rural Water District #5 to review and approve your request.

Select Purveyor

Request Access

NAME	LICENSE NUMBER	EXPIRATION	STATUS	LICENSE	RETIRE
Butler Rural Water #5	66147	11/11/2019	Active	View	Retire

Access Requests

View the status of purveyor access requests below.

Copyright© 2019 TecNXS

Home Customers Backflows Butler Rural Water #5 JS

Home

Search for Customer

Search for Backflow

Search for customer Search

Enter backflow serial number Search


Copyright© 2019 TecNXS

SEARCHING FOR CUSTOMER

Once signed in you will need to select Butler Rural Water #5 to search for a customer or a backflow device.

You can search by customer name or their address. You can also search by backflow serial number.

Water #5




Customer Search

By Everything ▾ klausmeyer Search

NAME	ADDRESS	ACCOUNT NUMBER
Don Klausmeyer Const LLC	1533 N Aster	1484
Don Klausmeyer Const. LLC	1501 N Aster	1481
Don Klausmeyer Const. LLC	1513 N Aster	1482
Don Klausmeyer Const. LLC	1525 N Aster	1497
Don Klausmeyer Const. LLC	1413 Orchid Ct	1500
Don Klausmeyer Const. LLC	1529 N Aster	1483

« < 1 > » 6 customers

Copyright© 2019 TecNXS



SELECTING CUSTOMER

Select the customer from the list.

Water #5

Account #: 1500

Resident Information

Don Klausmeyer Const. LLC
1413 Orchid Ct
Wichita, KS 67215

Actions


Add Backflow

By Everything Filter backflows Filter

MANUFACTURER	MODEL	SIZE	SERIAL	TYPE	CATEGORY	STATUS	LAST NOTIFIED
No backflows found.							

« < 1 > » 0 backflows

Copyright© 2019 TecNXS



ADD BACKFLOW DEVICE AND/OR TEST

Click on “Add Backflow” to begin.



Add Backflow

Is this a new install or preexisting backflow?

New Install

Preexisting

● = Required

Copyright© 2019 TecNXS

ADD BACKFLOW DEVICE AND/OR TEST

Select either New Install or Preexisting.

Water #5

Back

Add Backflow


Is this a new install or preexisting backflow?

New Install Preexisting

● = Required

Manufacturer ●	Type ●
Apollo	Pressure Vacuum Breaker
Model ●	Category ●
A1	Irrigation
Size ●	Location on property ●
3"	side of house
Serial number ●	Installation Date ●
abcde12345	Apr 1, 2019

Copyright © 2019 TecNXS



ADD BACKFLOW DEVICE AND/OR TEST

If installing a new device, fill out all required information and then click on “Add Backflow”

TEST REPORT FORM

Create Test Report

Apollo - A1 - abcde12345

Don Klausmeyer Const. LLC

1413 Orchid Ct - Wichita

Show Backflow Info

Test date

Apr 8, 2019 10:10 AM

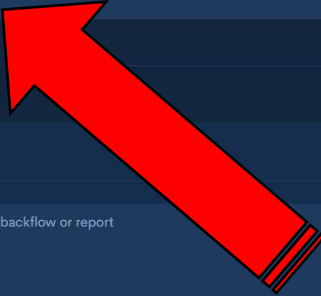
Report type

select report type

Optional Data

Flag Report for Admin

Enter notes about backflow or report



CREATING A TEST REPORT

Select the report type from the drop-down menu.

Enter Test Results

Check Valve #1

Held at

PSID ✕

failing value

Air Inlet

Opened at

PSI ✕

failing value

Shut-Off Valve #1 (Optional) Shut-Off Valve #2 (Optional)

Line pressure

PSI ✕

failing value

Optional Data

CREATING A TEST REPORT

Enter all required values.

Line pressure

1 ✓

Optional Data

Flag Report for Admin

Enter notes about backflow or report


Test Passed

Email report to customer

I am the person who performed the test and I have verified that the information above is accurate

Submit Report

Copyright© 2019 TecNXS



SUBMITTING TEST REPORT

Once all values are entered, check “email report to customer” if desired, and check to confirm that you are the person that performed the test. Then click on “Submit Report” once.

Pressing “Submit Report” more than once will result in multiple reports being submitted.