

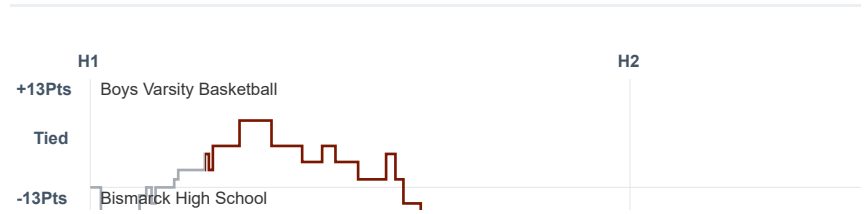
Box Score Report

MHS vs Bismarck - Jan 10, 2020 - L 77-83

Period Stats

| Team | 1 | 2 | Final |
|------|----|----|-------|
| MHS | 37 | 40 | 77 |
| BHS | 47 | 36 | 83 |

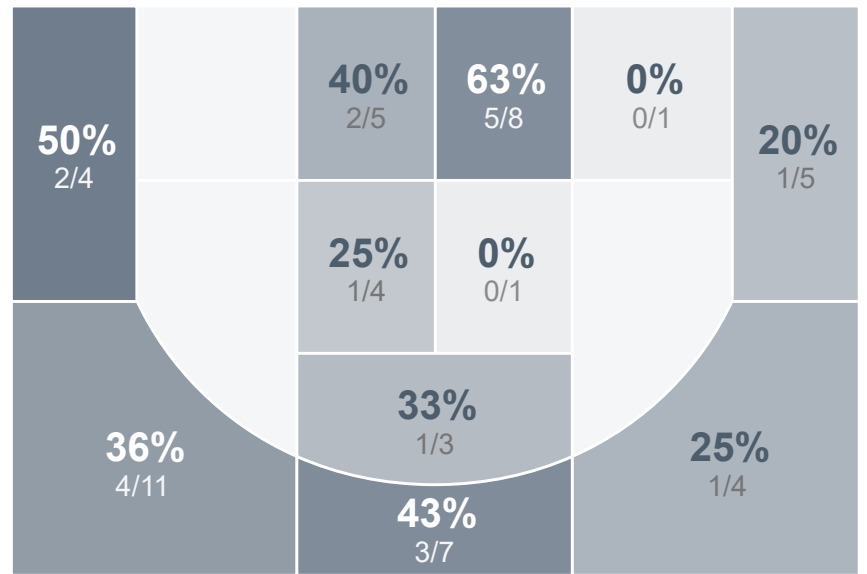
Run Graph



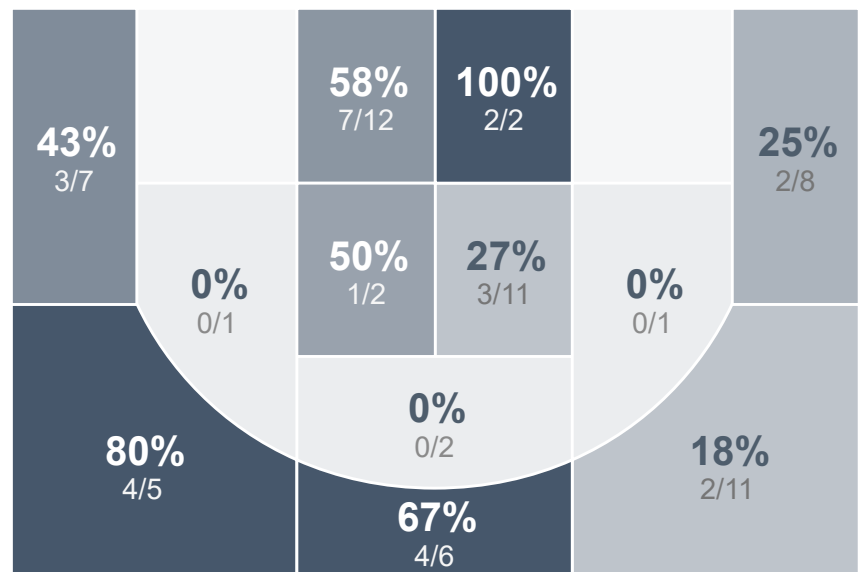
Team Stats

| | MHS | BHS |
|------------------------|-------|-------|
| Field Goal % | 37.7% | 41.2% |
| Effective Field Goal % | 48.1% | 52.2% |
| 2FG Made/Attempted | 9/22 | 13/31 |
| 2FG% | 40.9% | 41.9% |
| 3FG Made/Attempted | 11/31 | 15/37 |
| 3FG% | 35.5% | 40.5% |
| FT Made/Attempted | 26/39 | 12/17 |
| Free Throw Percentage | 66.7% | 70.6% |
| Points Per Possession | 0.98 | 1.04 |
| Transition Points | 7 | 11 |
| Points Off Turnovers | 12 | 29 |
| Second Chance Points | 13 | 13 |
| Points in the Paint | 16 | 26 |
| Offensive Rebounds | 13 | 13 |
| Defense Rebounds | 27 | 27 |
| Assists | 13 | 14 |
| Deflections | 1 | 6 |
| Steals | 4 | 7 |
| Blocks | 3 | 0 |
| Turnovers | 20 | 17 |
| Personal Fouls | 17 | 32 |
| Charges Taken | 2 | 1 |

Boys Varsity Basketball



Bismarck High School



Boys Varsity Basketball's Player Stats

| Name | Pts | FG | 3FG | FT | +/- | MINS | OREB | DREB | AST | DEFL | STL | BLK | TO | FOUL | CHG |
|----------------------|-----|------|------|-----|------|------|------|------|-----|------|-----|-----|----|------|-----|
| #1 Michael Ross | 0 | 0/0 | 0/0 | 0/0 | + 2 | 2 | 0 | 0 | 0 | 1 | 1 | 0 | 0 | 0 | 0 |
| #3 Johnny Butz | 17 | 4/8 | 3/6 | 6/6 | - 12 | 28 | 1 | 2 | 1 | 0 | 1 | 0 | 2 | 4 | 0 |
| #22 Tucker Olson | 3 | 1/8 | 1/6 | 0/3 | - 8 | 24 | 0 | 1 | 1 | 0 | 0 | 0 | 4 | 1 | 0 |
| #23 Deonte' Martinez | 10 | 3/11 | 1/3 | 3/5 | - 4 | 38 | 1 | 4 | 5 | 0 | 0 | 0 | 6 | 0 | 0 |
| #24 Jaxon Gunville | 20 | 6/15 | 6/15 | 2/2 | - 8 | 38 | 0 | 10 | 5 | 0 | 1 | 0 | 2 | 2 | 1 |
| #30 Caden Johnson | 5 | 2/2 | 0/0 | 1/2 | - 1 | 14 | 3 | 1 | 0 | 0 | 0 | 2 | 0 | 0 | 0 |
| #34 Derry Lentz | 4 | 0/1 | 0/1 | 4/4 | + 1 | 23 | 0 | 1 | 1 | 0 | 0 | 0 | 4 | 4 | 1 |
| #40 Easton Larson | 12 | 4/8 | 0/0 | 4/9 | - 5 | 27 | 6 | 4 | 0 | 0 | 0 | 0 | 1 | 2 | 0 |
| #42 Darik Dissette | 6 | 0/0 | 0/0 | 6/8 | + 5 | 10 | 1 | 2 | 0 | 0 | 1 | 1 | 1 | 4 | 0 |

Bismarck High School's Player Stats

| Name | Pts | FG | 3FG | FT | +/- | MINS | OREB | DREB | AST | DEFL | STL | BLK | TO | FOUL | CHG |
|------------------------|-----|------|-----|-----|------|------|------|------|-----|------|-----|-----|----|------|-----|
| #5 Cade Kivisto | 0 | 0/0 | 0/0 | 0/0 | + 3 | 6 | 1 | 0 | 2 | 0 | 1 | 0 | 0 | 3 | 0 |
| #15 Nick Hinsz | 6 | 2/5 | 2/3 | 0/2 | + 20 | 21 | 1 | 4 | 2 | 0 | 0 | 0 | 3 | 4 | 0 |
| #20 Joey Mills | 4 | 2/3 | 0/1 | 0/0 | + 4 | 18 | 1 | 2 | 1 | 0 | 1 | 0 | 0 | 0 | 0 |
| #21 Tarin Walker | 8 | 3/4 | 2/3 | 0/0 | 0 | 16 | 2 | 1 | 0 | 1 | 2 | 0 | 1 | 1 | 0 |
| #23 Gunner Swanson | 10 | 3/8 | 1/5 | 3/4 | - 5 | 25 | 1 | 5 | 4 | 1 | 0 | 0 | 1 | 1 | 0 |
| #24 Max Tschosik | 5 | 2/12 | 1/7 | 0/0 | - 12 | 20 | 0 | 2 | 0 | 0 | 0 | 0 | 5 | 4 | 0 |
| #25 Logan Schaubert | 11 | 3/9 | 2/5 | 3/4 | + 10 | 24 | 2 | 5 | 0 | 0 | 1 | 0 | 1 | 3 | 0 |
| #30 Kenyon Eagle | 3 | 1/3 | 1/2 | 0/0 | - 8 | 15 | 0 | 0 | 4 | 0 | 0 | 0 | 0 | 2 | 0 |
| #34 Caden Fischer | 0 | 0/0 | 0/0 | 0/0 | - | - | 0 | 0 | 0 | 0 | 0 | 0 | 1 | 0 | 0 |
| #42 Tyce Halter | 8 | 4/5 | 0/0 | 0/0 | - 3 | 17 | 2 | 0 | 0 | 2 | 0 | 0 | 1 | 4 | 1 |
| #45 Kade Rohlfis | 5 | 2/9 | 0/3 | 1/1 | + 6 | 14 | 0 | 0 | 1 | 1 | 1 | 0 | 1 | 1 | 0 |
| #50 Ethan Stotz | 0 | 0/0 | 0/0 | 0/0 | - 4 | 3 | 0 | 0 | 0 | 0 | 0 | 0 | 0 | 2 | 0 |
| #52 Treysen Eaglestaff | 23 | 6/10 | 6/8 | 5/6 | + 14 | 17 | 1 | 4 | 0 | 1 | 1 | 0 | 1 | 4 | 0 |
| #54 Donald Girod | 0 | 0/0 | 0/0 | 0/0 | + 5 | 3 | 0 | 0 | 0 | 0 | 0 | 0 | 2 | 3 | 0 |