


PIPE FITTINGS

SCHEDULE 40 BLACK WELDED STEEL Pipe Nipples

- To be used with class 150 pipe fittings.
- Fittings are clean, easy to start and work with.
- See reference section for pressure and temperature ratings.



1/8" PIPE NIPPLES		
J&B #	SIZE	QTY
24317	1/8 x 3/4	10
24318	1/8 x 1-1/2	10
24319	1/8 x 2	10
24320	1/8 x 2-1/2	10
24321	1/8 x 3	10
24322	1/8 x 3-1/2	10
24323	1/8 x 4	10
24456	1/8 x 4-1/2	10
24324	1/8 x 5	10
24457	1/8 x 5-1/2	10
24325	1/8 x 6	10

1/4" PIPE NIPPLES		
J&B #	SIZE	QTY
24326	1/4 x 7/8	10
24327	1/4 x 1-1/2	10
24328	1/4 x 2	10
24329	1/4 x 2-1/2	10
24330	1/4 x 3	10
24331	1/4 x 3-1/2	10
24332	1/4 x 4	10
24458	1/4 x 4-1/2	10
24333	1/4 x 5	10
24398	1/4 x 5-1/2	10
24334	1/4 x 6	10

3/8" PIPE NIPPLES		
J&B #	SIZE	QTY
24335	3/8 x 1	10
24336	3/8 x 1-1/2	10
24337	3/8 x 2	10
24338	3/8 x 2-1/2	10
24339	3/8 x 3	10
24340	3/8 x 3-1/2	10
24341	3/8 x 4	10
32168	3/8 x 4-1/2	10
24342	3/8 x 5	10
32169	3/8 x 5-1/2	10
24343	3/8 x 6	10
41920	3/8 x 12	1

1/2" PIPE NIPPLES		
J&B #	SIZE	QTY
24344	1/2 x 1-1/8	10
24345	1/2 x 1-1/2	10
24346	1/2 x 2	10
24347	1/2 x 2-1/2	10
24348	1/2 x 3	10
24349	1/2 x 3-1/2	10
24350	1/2 x 4	10
24351	1/2 x 4-1/2	10
24352	1/2 x 5	10
24353	1/2 x 5-1/2	10
24354	1/2 x 6	10

PIPE FITTINGS

SCHEDULE 40 BLACK WELDED STEEL

Pipe Nipples

- To be used with class 150 pipe fittings.
- Fittings are clean, easy to start and work with.
- See reference section for pressure and temperature ratings.



3/4" PIPE NIPPLES		
J&B #	SIZE	QTY
24355	3/4 x 1-3/8	10
24356	3/4 x 1-1/2	10
24357	3/4 x 2	10
24358	3/4 x 2-1/2	10
24359	3/4 x 3	10
24360	3/4 x 3-1/2	10
24361	3/4 x 4	10
24362	3/4 x 4-1/2	10
24363	3/4 x 5	10
24364	3/4 x 5-1/2	10
24365	3/4 x 6	10

1" PIPE NIPPLES		
J&B #	SIZE	QTY
24366	1 x 1-1/2	10
24367	1 x 2	10
24368	1 x 2-1/2	10
24369	1 x 3	10
24370	1 x 3-1/2	10
24371	1 x 4	10
24372	1 x 4-1/2	10
24373	1 x 5	10
24374	1 x 5-1/2	10
24375	1 x 6	10


1-1/4" PIPE NIPPLES		
J&B #	SIZE	QTY
24376	1-1/4 x 1-3/4	1
24377	1-1/4 x 2	1
24378	1-1/4 x 2-1/2	1
24379	1-1/4 x 3	1
24380	1-1/4 x 3-1/2	1
24381	1-1/4 x 4	1
24382	1-1/4 x 4-1/2	1
24383	1-1/4 x 5	1
24459	1-1/4 x 5-1/2	1
24460	1-1/4 x 6	1

1-1/2" PIPE NIPPLES		
J&B #	SIZE	QTY
24388	1-1/2 x 1-3/4	1
24389	1-1/2 x 2	1
24390	1-1/2 x 2-1/2	1
24391	1-1/2 x 3	1
24392	1-1/2 x 3-1/2	1
24393	1-1/2 x 4	1
24394	1-1/2 x 4-1/2	1
24395	1-1/2 x 5	1
24396	1-1/2 x 5-1/2	1
24461	1-1/2 x 6	1

PIPE FITTINGS

SCHEDULE 40 BLACK WELDED STEEL Pipe Nipples

- To be used with class 150 pipe fittings.
- Fittings are clean, easy to start and work with.
- See reference section for pressure and temperature ratings.



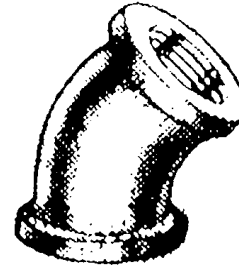
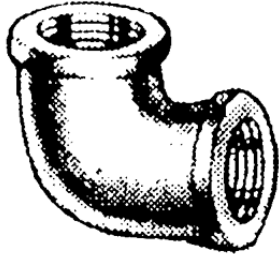
2" PIPE NIPPLES		
J&B #	SIZE	QTY
24462	2 x 2	1
24463	2 x 2-1/2	1
24464	2 x 3	1
24465	2 x 3-1/2	1
24466	2 x 4	1
24467	2 x 4-1/2	1
24468	2 x 5	1
24469	2 x 5-1/2	1
24470	2 x 6	1

2-1/2" PIPE NIPPLES		
J&B #	SIZE	QTY
24471	2-1/2 x 2-1/2	1
24472	2-1/2 x 3	1
24473	2-1/2 x 3-1/2	1
24474	2-1/2 x 4	1
24475	2-1/2 x 4-1/2	1
24476	2-1/2 x 5	1
24477	2-1/2 x 5-1/2	1
24478	2-1/2 x 6	1

PIPE FITTINGS


MALLEABLE BLACK IRON CLASS 150

- Will work up to 150 lbs. steam working pressure; tempered durable threads will not strip easily.
- Fittings are clean, easy to start and work with; will not crack under pressure.



90° ELBOW		
J&B #	SIZE	QTY
24268	1/8	10
24269	1/4	10
24270	3/8	10
24271	1/2	10
24272	3/4	5
24273	1	5
24274	1-1/4	1
24275	1-1/2	1
24276	2	1
24453	2-1/2	1

45° ELBOW		
J&B #	SIZE	QTY
24414	1/8	10
24415	1/4	10
24416	3/8	10
24417	1/2	10
24418	3/4	5
24419	1	5
24420	1-1/4	1
24421	1-1/2	1
24422	2	1
24423	2-1/2	1

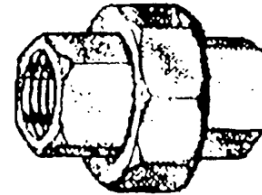
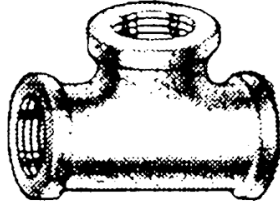


90° STREET ELBOW		
J&B #	SIZE	QTY
24277	1/8	10
24278	1/4	10
24279	3/8	10
24280	1/2	10
24281	3/4	5
24282	1	5
24283	1-1/4	1
24284	1-1/2	1
24285	2	1
24454	2-1/2	1

PIPE FITTINGS

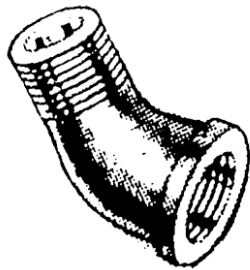
MALLEABLE BLACK IRON CLASS 150

- Will work up to 150 lbs. steam working pressure; tempered durable threads will not strip easily.
- Fittings are clean, easy to start and work with; will not crack under pressure.



PIPE TEES		
J&B #	SIZE	QTY
24286	1/8	10
24287	1/4	10
24288	3/8	10
24289	1/2	10
24290	3/4	5
24291	1	5
24292	1-1/4	1
24293	1-1/2	1
24294	2	1
24455	2-1/2	1

GROUND JOINT UNION		
J&B #	SIZE	QTY
24250	1/8	5
24251	1/4	5
24252	3/8	5
24253	1/2	5
24254	3/4	5
24255	1	5
24256	1-1/4	1
24257	1-1/2	1
24258	2	1
24451	2-1/2	1




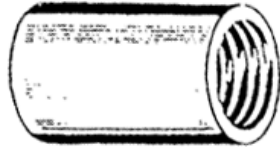
45° STREET ELBOW		
J&B #	SIZE	QTY
38165	1/8	10
38166	1/4	10
38167	3/8	10
24424	1/2	10
24425	3/4	5
24426	1	5
24446	1-1/4	1
24447	1-1/2	1
24448	2	1

PIPE CROSS		
J&B #	SIZE	QTY
45342	1/8	5
45343	1/4	5
45344	3/8	5
45345	1/2	5
45346	3/4	5
45347	1	5

PIPE FITTINGS

MALLEABLE BLACK IRON CLASS 150

- Will work up to 150 lbs. steam working pressure; tempered durable threads will not strip easily.
- Fittings are clean, easy to start and work with; will not crack under pressure.



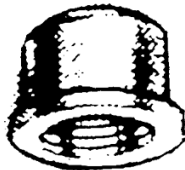
^^ 1/8" through 2" are straight-tapped.

^^ 2-1/2" is taper tapped.

MERCHANT COUPLINGS		
J&B #	SIZE	QTY
24407	1/8	10
24408	1/4	10
24409	3/8	10
24500	1/2	10
24501	3/4	5
24502	1	5
24503	1-1/4	1
24504	1-1/2	1
24505	2	1
24506	2-1/2	1

COUPLINGS		
J&B #	SIZE	QTY
24410	1/2	10
24411	3/4	5
24412	1	5
24413	1-1/4	1
24440	1-1/2	1
24441	2	1
24442	2-1/2	1

* Merchant couplings are steel.



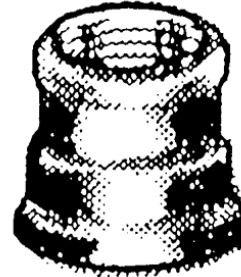
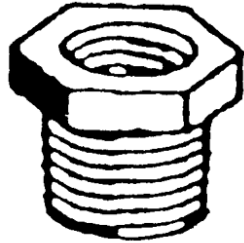
PIPE CAPS		
J&B #	SIZE	QTY
24241	1/8	10
24242	1/4	10
24243	3/8	10
24244	1/2	10
24245	3/4	5
24246	1	5
24247	1-1/4	1
24248	1-1/2	1
24249	2	1
24450	2-1/2	1

SQUARE HEAD PLUGS		
J&B #	SIZE	QTY
24259	1/8	10
24260	1/4	10
24261	3/8	10
24262	1/2	10
24263	3/4	5
24264	1	5
24265	1-1/4	1
24266	1-1/2	1
24267	2	1
24452	2-1/2	1

PIPE FITTINGS

MALLEABLE BLACK IRON CLASS 150

- Will work up to 150 lbs. steam working pressure, tempered durable threads will not strip easily.
- Fittings are clean, easy to start and work with; will not crack under pressure.



PIPE HEX BUSHINGS		
J&B #	SIZE	QTY
24295	1/4 x 1/8	10
24296	3/8 x 1/8	10
24297	3/8 x 1/4	10
24298	1/2 x 1/8	10
24299	1/2 x 1/4	10
24300	1/2 x 3/8	10
24301	3/4 x 1/4	10
24302	3/4 x 3/8	10
24303	3/4 x 1/2	10
24308	1 x 1/4	10
24307	1 x 3/8	10
24304	1 x 1/2	10
24305	1 x 3/4	10
24309	1-1/4 x 1/4	1
24310	1-1/4 x 3/8	1
24311	1-1/4 x 1/2	1
24306	1-1/4 x 3/4	1
24312	1-1/4 x 1	1
24313	1-1/2 x 1/2	1
24314	1-1/2 x 3/4	1
24315	1-1/2 x 1	1
24316	1-1/2 x 1-1/4	1
24495	2 x 1	1
24496	2 x 1-1/4	1
24497	2 x 1-1/2	1


PIPE REDUCERS		
J&B #	SIZE	QTY
24427	1/4 x 1/8	10
24479	3/8 x 1/8	10
24428	3/8 x 1/4	10
24480	1/2 x 1/8	10
24429	1/2 x 1/4	10
24430	1/2 x 3/8	10
24481	3/4 x 1/4	5
24431	3/4 x 3/8	5
24432	3/4 x 1/2	5
24482	1 x 1/4	5
24436	1 x 3/8	5
24433	1 x 1/2	5
24434	1 x 3/4	5
24484	1-1/4 x 1/2	1
24435	1-1/4 x 3/4	1
24485	1-1/4 x 1	1
24487	1-1/2 x 1/2	1
24486	1-1/2 x 3/4	1
24488	1-1/2 x 1	1
24489	1-1/2 x 1-1/4	1
24498	2 x 1/2	1
24490	2 x 1-1/4	1
24491	2 x 1-1/2	1

PIPE FITTINGS

SCHEDULE 40 GALVANIZED WELDED STEEL

Pipe Nipples

- To be used with class 150 pipe fittings.
- Fittings are clean, easy to start and work with.
- See reference section for pressure and temperature ratings.



1/8" PIPE NIPPLES		
J&B #	SIZE	QTY
22918	1/8 x 3/4	10
22919	1/8 x 1-1/2	10
22920	1/8 x 2	10
22921	1/8 x 2-1/2	10
22922	1/8 x 3	10
22923	1/8 x 3-1/2	10
22924	1/8 x 4	10
22925	1/8 x 5	10
22926	1/8 x 6	10

1/4" PIPE NIPPLES		
J&B #	SIZE	QTY
22927	1/4 x 7/8	10
22928	1/4 x 1-1/2	10
22929	1/4 x 2	10
22930	1/4 x 2-1/2	10
22931	1/4 x 3	10
22932	1/4 x 3-1/2	10
22933	1/4 x 4	10
22934	1/4 x 5	10
22935	1/4 x 6	10

3/8" PIPE NIPPLES		
J&B #	SIZE	QTY
22936	3/8 x 1	10
22937	3/8 x 1-1/2	10
22938	3/8 x 2	10
22939	3/8 x 2-1/2	10
22940	3/8 x 3	10
22941	3/8 x 3-1/2	10
22942	3/8 x 4	10
22943	3/8 x 5	10
22944	3/8 x 6	10

1/2" PIPE NIPPLES		
J&B #	SIZE	QTY
22945	1/2 x 1-1/8	10
22946	1/2 x 1-1/2	10
22947	1/2 x 2	10
22948	1/2 x 2-1/2	10
22949	1/2 x 3	10
22950	1/2 x 3-1/2	10
22951	1/2 x 4	10
22952	1/2 x 4-1/2	10
22953	1/2 x 5	10
22954	1/2 x 5-1/2	10
22955	1/2 x 6	10

PIPE FITTINGS

SCHEDULE 40 GALVANIZED WELDED STEEL

Pipe Fittings

- To be used with class 150 pipe fittings.
- Fittings are clean, easy to start and work with.
- See reference section for pressure and temperature ratings.




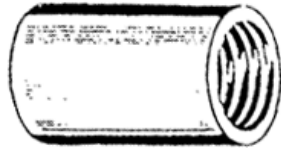
3/4" PIPE NIPPLES		
J&B #	SIZE	QTY
22956	3/4 x 1-3/8	10
22957	3/4 x 1-1/2	10
22958	3/4 x 2	10
22959	3/4 x 2-1/2	10
22960	3/4 x 3	10
22961	3/4 x 3-1/2	10
22962	3/4 x 4	10
22963	3/4 x 4-1/2	10
22964	3/4 x 5	10
22965	3/4 x 5-1/2	10
22966	3/4 x 6	10

1" PIPE NIPPLES		
J&B #	SIZE	QTY
22967	1 x 1-1/2	10
22968	1 x 2	10
22969	1 x 2-1/2	10
22970	1 x 3	10
22971	1 x 3-1/2	10
22972	1 x 4	10
22973	1 x 4-1/2	10
22974	1 x 5	10
22975	1 x 5-1/2	10
22976	1 x 6	10

PIPE FITTINGS

MALLEABLE GALVANIZED IRON CLASS 150

- Will work up to 150 lbs. steam working pressure; tempered durable threads will not strip easily.
- Fittings are clean, easy to start and work with; will not crack under pressure.

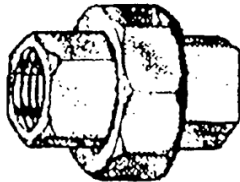


^^ straight-tapped.

MERCHANT COUPLINGS		
J&B #	SIZE	QTY
22800	1/8	10
22801	1/4	10
22802	3/8	10

COUPLINGS		
J&B #	SIZE	QTY
22803	1/2	10
22804	3/4	5
22805	1	5

* Merchant couplings are steel.



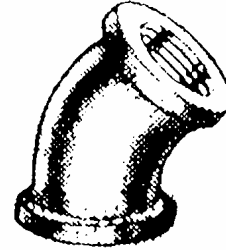

GROUND JOINT UNION		
J&B #	SIZE	QTY
22809	1/8	5
22810	1/4	5
22811	3/8	5
22812	1/2	5
22813	3/4	5
22814	1	5

SQUARE HEAD PLUGS		
J&B #	SIZE	QTY
22818	1/8	10
22819	1/4	10
22820	3/8	10
22821	1/2	10
22822	3/4	5
22823	1	5

PIPE FITTINGS

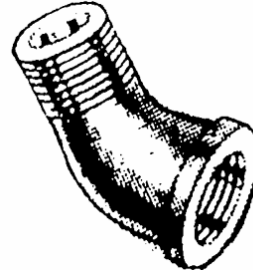
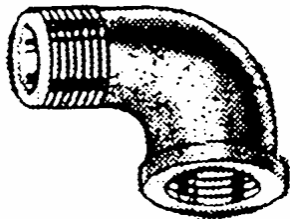
MALLEABLE GALVANIZED IRON CLASS 150

- Will work up to 150 lbs. steam working pressure; tempered durable threads will not strip easily.
- Fittings are clean, easy to start and work with; will not crack under pressure.



90° ELBOW		
J&B #	SIZE	QTY
22827	1/8	10
22828	1/4	10
22829	3/8	10
22830	1/2	10
22831	3/4	5
22832	1	5

45° ELBOW		
J&B #	SIZE	QTY
22836	1/8	10
22837	1/4	10
22838	3/8	10
22839	1/2	10
22840	3/4	5
22841	1	5



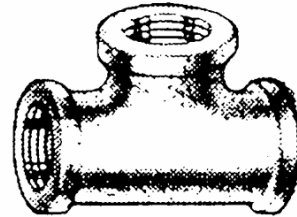
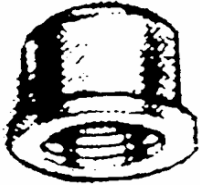
90° STREET ELBOW		
J&B #	SIZE	QTY
22845	1/8	10
22846	1/4	10
22847	3/8	10
22848	1/2	10
22849	3/4	5
22850	1	5

45° STREET ELBOW		
J&B #	SIZE	QTY
22854	1/8	10
22855	1/4	10
22856	3/8	10
22857	1/2	10
22858	3/4	5
22859	1	5

PIPE FITTINGS

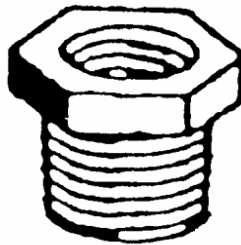
MALLEABLE GALVANIZED IRON CLASS 150

- Will work up to 150 lbs. steam working pressure; tempered durable threads will not strip easily.
- Fittings are clean, easy to start and work with; will not crack under pressure.



PIPE CAPS		
J&B #	SIZE	QTY
22872	1/8	10
22873	1/4	10
22874	3/8	10
22875	1/2	10
22876	3/4	5
22877	1	5

PIPE TEES		
J&B #	SIZE	QTY
22863	1/8	10
22864	1/4	10
22865	3/8	10
22866	1/2	10
22867	3/4	5
22868	1	5



PIPE HEX BUSHINGS		
J&B #	SIZE	QTY
22896	1/4 x 1/8	10
22897	3/8 x 1/8	10
22898	3/8 x 1/4	10
22899	1/2 x 1/8	10
22900	1/2 x 1/4	10
22901	1/2 x 3/8	10
22902	3/4 x 1/4	10
22903	3/4 x 3/8	10
22904	3/4 x 1/2	10
22905	1 x 1/2	10
22906	1 x 3/4	10




PIPE FITTINGS

SCHEDULE 80 BLACK WELDED STEEL

Pipe Nipples

- To be used with class 300 pipe fittings.
- Fittings are clean, easy to start and work with.
- See reference section for pressure and temperature ratings.



1/4" PIPE NIPPLES		
J&B #	SIZE	QTY
45108	1/4 x CL	EA
45109	1/4 x 1-1/2	EA
45110	1/4 x 2	EA
45111	1/4 x 2-1/2	EA
45112	1/4 x 3	EA
45114	1/4 x 4	EA
45116	1/4 x 5	EA
45118	1/4 x 6	EA

3/8" PIPE NIPPLES		
J&B #	SIZE	QTY
45125	3/8 x CL	EA
45126	3/8 x 1-1/2	EA
45127	3/8 x 2	EA
45128	3/8 x 2-1/2	EA
45129	3/8 x 3	EA
45131	3/8 x 4	EA
45133	3/8 x 5	EA
45135	3/8 x 6	EA

1/2" PIPE NIPPLES		
J&B #	SIZE	QTY
45142	1/2 x CL	EA
45143	1/2 x 1-1/2	EA
45144	1/2 x 2	EA
45145	1/2 x 2-1/2	EA
45146	1/2 x 3	EA
45148	1/2 x 4	EA
45150	1/2 x 5	EA
45152	1/2 x 6	EA


3/4" PIPE NIPPLES		
J&B #	SIZE	QTY
45159	3/4 x CL	EA
45161	3/4 x 2	EA
45163	3/4 x 3	EA
45165	3/4 x 4	EA
45167	3/4 x 5	EA
45169	3/4 x 6	EA

PIPE FITTINGS

SCHEDULE 80 BLACK WELDED STEEL

Pipe Nipples

- To be used with class 300 pipe fittings.
- Fittings are clean, easy to start and work with.
- See reference section for pressure and temperature ratings.



1" PIPE NIPPLES		
J&B #	SIZE	QTY
45176	1 x CL	EA
45177	1 x 2	EA
45179	1 x 3	EA
45181	1 x 4	EA
45183	1 x 5	EA
45185	1 x 6	EA

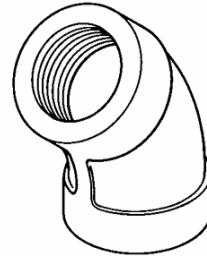
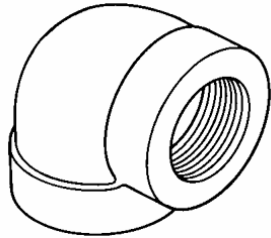
1-1/4" PIPE NIPPLES		
J&B #	SIZE	QTY
45192	1-1/4 x CL	EA
45193	1-1/4 x 2	EA
45195	1-1/4 x 3	EA
45197	1-1/4 x 4	EA
45199	1-1/4 x 5	EA
45201	1-1/4 x 6	EA

1-1/2" PIPE NIPPLES		
J&B #	SIZE	QTY
45208	1-1/2 x CL.	EA
45209	1-1/2 x 2	EA
45211	1-1/2 x 3	EA
45213	1-1/2 x 4	EA
45215	1-1/2 x 5	EA
45217	1-1/2 x 6	EA

PIPE FITTINGS

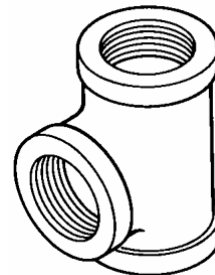
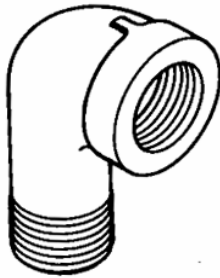
HEAVY DUTY MALLEABLE BLACK IRON CLASS 300 (A.A.R.)

- Will work up to 300 lbs. steam working pressure; tempered durable threads will not strip easily.
- Fittings are clean, easy to start and work with; will not crack under pressure.



90° ELBOW		
J&B #	SIZE	QTY
45000	1/4	EA
45001	3/8	EA
45002	1/2	EA
45003	3/4	EA
45004	1	EA
45005	1-1/4	EA
45006	1-1/2	EA

45° ELBOW		
J&B #	SIZE	QTY
45030	1/4	EA
45031	3/8	EA
45032	1/2	EA
45033	3/4	EA
45034	1	EA
45035	1-1/4	EA
45036	1-1/2	EA



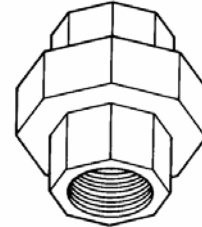
90° STREET ELBOW		
J&B #	SIZE	QTY
45060	1/4	EA
45061	3/8	EA
45062	1/2	EA
45063	3/4	EA
45064	1	EA
45065	1-1/4	EA
45066	1-1/2	EA

PIPE TEES		
J&B #	SIZE	QTY
45020	1/4	EA
45021	3/8	EA
45022	1/2	EA
45023	3/4	EA
45024	1	EA
45025	1-1/4	EA
45026	1-1/2	EA

PIPE FITTINGS

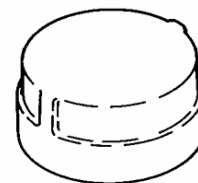
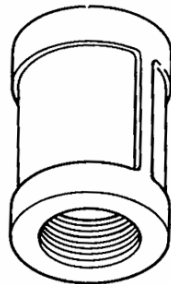
HEAVY DUTY MALLEABLE BLACK IRON CLASS 300 (A.A.R.)

- Will work up to 300 lbs. steam working pressure; tempered durable threads will not strip easily.
- Fittings are clean, easy to start and work with; will not crack under pressure.



PIPE REDUCERS		
J&B #	SIZE	QTY
45070	3/8 x 1/4	EA
45071	1/2 x 3/8	EA
45072	1/2 x 1/4	EA
45073	3/4 x 1/2	EA
45074	1 x 3/4	EA
45075	1 x 1/2	EA
45076	1-1/4 x 1	EA
45077	1-1/4 x 3/4	EA
45078	1-1/2 x 1	EA

GROUND JOINT UNION		
J&B #	SIZE	QTY
45050	1/4	EA
45051	3/8	EA
45052	1/2	EA
45053	3/4	EA
45054	1	EA
45055	1-1/4	EA
45056	1-1/2	EA



COUPLINGS		
J&B #	SIZE	QTY
45010	1/4	EA
45011	3/8	EA
45012	1/2	EA
45013	3/4	EA
45014	1	EA
45015	1-1/4	EA
45016	1-1/2	EA

PIPE CAPS		
J&B #	SIZE	QTY
45040	1/4	EA
45041	3/8	EA
45042	1/2	EA
45043	3/4	EA
45044	1	EA
45045	1-1/4	EA
45046	1-1/2	EA

CAM & GROOVE FITTINGS

ALUMINUM

- Lightweight and economical. Good abrasion resistance. Fair corrosion and chemical resistance.
- Use with water, hydraulic oil, coolants, gasoline and petroleum products.
- Made in the U.S.A.



ADAPTER x FEMALE NPT THREAD			
J&B #	SIZE	MAX WORKING PRESSURE	QTY
60060	2"	250	EA
60061	3"	200	EA



COUPLER x FEMALE NPT THREAD			
J&B #	SIZE	MAX WORKING PRESSURE	QTY
60063	2"	250	EA
60064	3"	200	EA

** Cam arms are made of 300 series stainless steel

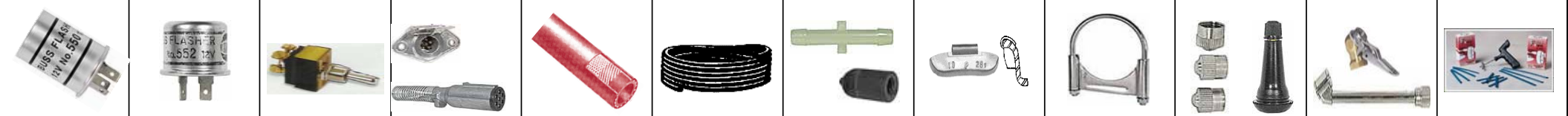


ADAPTER x MALE NPT THREAD			
J&B #	SIZE	MAX WORKING PRESSURE	QTY
60066	2"	250	EA
60067	3"	200	EA



COUPLER x MALE NPT THREAD			
J&B #	SIZE	MAX WORKING PRESSURE	QTY
60069	2"	250	EA
60070	3"	200	EA

** Cam arms are made of 300 series stainless steel



J&B Fleet - Industrial Supply

22428 Harrisburg-Westville Rd. Alliance, Ohio 44601 Phone: (330) 821-6342 Fax: (330) 821-0411

www.jbfleet.com

PART # 2160

1/8 & 1/4 BLACK PIPE

 24268 ¹ 1/8 90 ELBOW ²	 24414 ² 1/8 45 ELBOW ¹	 24277 ³ 1/8 90 ST ELBOW ²	 38165 ⁴ 1/8 45 ST ELBOW ¹	 24259 ⁵ 1/8 PLUG ⁵	 24286 ⁶ 1/8 TEE ¹
 24269 ⁷ 1/4 90 ELBOW ²	 24415 ⁸ 1/4 45 ELBOW ¹	 24278 ⁹ 1/4 90 ST ELBOW ²	 38166 ¹⁰ 1/4 45 ST ELBOW ¹	 24260 ¹¹ 1/4 PLUG ⁵	 24287 ¹² 1/4 TEE ¹
 24407 ¹³ 1/8 COUPLING ⁵	 24241 ¹⁴ 1/8 CAP ²	 24295 ¹⁵ 1/4 X 1/8 BUSHING ⁵	 24317 ¹⁶ 1/8 X CLOSE NIPPLE ⁵	 24318 ¹⁷ 1/8 X 1-1/2 NIPPLE ³	 24319 ¹⁸ 1/8 X 2 NIPPLE ²
 24408 ¹⁹ 1/4 COUPLING ⁵	 24242 ²⁰ 1/4 CAP ²	 24427 ²¹ 1/4 X 1/8 REDUCER ¹	 24326 ²² 1/4 X CLOSE NIPPLE ⁵	 24327 ²³ 1/4 X 1-1/2 NIPPLE ³	 24328 ²⁴ 1/4 X 2 NIPPLE ²



PIPE ASSORTMENTS

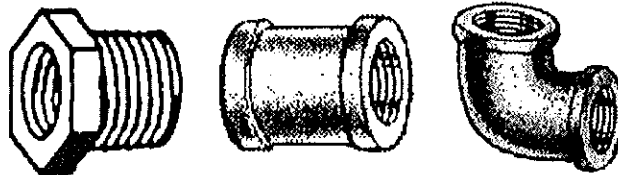
2152

BLACK PIPE FITTINGS























































24260 1/4 PLUG 5	24408 1/4 COUP 5	24269 1/4 90' ELB 2	24278 1/4 90 ST EL 2	24251 1/4 UNION 1	24287 1/4 TEE 2	38166 1/4 45 ST EL 1	24415 1/4 45' ELB 1
24261 3/8 PLUG 5	24409 3/8 COUP 5	24270 3/8 90' ELB 2	24279 3/8 90 ST EL 2	24252 3/8 UNION 1	24288 3/8 TEE 2	38167 3/8 45 ST EL 1	24416 3/8 45' ELB 1
24262 1/2 PLUG 5	24410 1/2 COUP 5	24271 1/2 90' ELB 2	24280 1/2 90 ST EL 2	24253 1/2 UNION 1	24289 1/2 TEE 2	24424 1/2 45 ST EL 1	24417 1/2 45' ELB 1
24263 3/4 PLUG 3	24411 3/4 COUP 3	24272 3/4 90' ELB 2	24281 3/4 90 ST EL 2	24254 3/4 UNION 1	24290 3/4 TEE 2	24425 3/4 45 ST EL 1	24418 3/4 45' ELB 1
24264 1" PLUG 3	24412 1" COUP 3	24273 1" 90' ELB 2	24282 1" 90 ST EL 2	24255 1" UNION 1	24291 1" TEE 2	24426 1" 45 ST EL 1	24419 1" 45' ELB 1
24242 1/4 CAP 2	24243 3/8 CAP 2	24244 1/2 CAP 2	24245 3/4 CAP 2	24246 1" CAP 2			
24295 1/4 x 1/8 5	24297 3/8 x 1/4 5	24299 1/2 x 1/4 5	24300 1/2 x 3/8 5	24302 3/4 x 3/8 3	24303 3/4 x 1/2 3	24304 1 x 1/2 3	24307 1 x 3/8 3
24305 1 x 3/4 3	24312 1-1/4 x 1 3			24427 1/4 x 1/8 1	24428 3/8 x 1/4 1	24429 1/2 x 1/4 1	24430 1/2 x 3/8 1
24431 3/4 x 3/8 1	24432 3/4 x 1/2 1	24436 1 x 3/8 1	24433 1 x 1/2 1	24434 1 x 3/4 1	24485 1-1/4 x 1 1		

1/4" THRU 1"

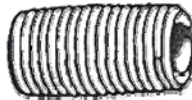


PIPE ASSORTMENTS

2157 H/D PIPE FITTINGS CLASS 300



























































	45010 1/4 COUP 2 	45000 1/4 90° ELB 2 	45040 1/4 CAP 2 	45050 1/4 UNION 1 	45020 1/4 TEE 1 	45030 1/4 45° ELB 1 	45070 3/8 x 1/4 1 
	45011 3/8 COUP 2 	45001 3/8 90° ELB 2 	45041 3/8 CAP 2 	45051 3/8 UNION 1 	45021 3/8 TEE 1 	45031 3/8 45° ELB 1 	45071 1/2 x 3/8 1 
	45012 1/2 COUP 2 	45002 1/2 90° ELB 2 	45042 1/2 CAP 2 	45052 1/2 UNION 1 	45022 1/2 TEE 1 	45032 1/2 45° ELB 1 	45072 1/2 x 1/4 1 
	45013 3/4 COUP 2 	45003 3/4 90° ELB 2 	45043 3/4 CAP 2 	45053 3/4 UNION 1 	45023 3/4 TEE 1 	45033 3/4 45° ELB 1 	45073 3/4 x 1/2 1 
45108 1/4 x CL 3 	45109 1/4 x 1 1/2 3 	45110 1/4 x 2 3 	45112 1/4 x 3 2 	45114 1/4 x 4 2 	45118 1/4 x 6 2 		
45125 3/8 x CL 3 	45126 3/8 x 1 1/2 3 	45127 3/8 x 2 3 	45129 3/8 x 3 2 	45131 3/8 x 4 2 	45135 3/8 x 6 2 		
45142 1/2 x CL 3 	45143 1/2 x 1 1/2 3 	45144 1/2 x 2 3 	45146 1/2 x 3 2 	45148 1/2 x 4 2 	45152 1/2 x 6 2 		
45159 3/4 x CL 3 	45161 3/4 x 2 3 	45163 3/4 x 3 2 	45165 3/4 x 4 2 	45167 3/4 x 5 2 	45169 3/4 x 6 2 		

1/4" THRU 3/4"

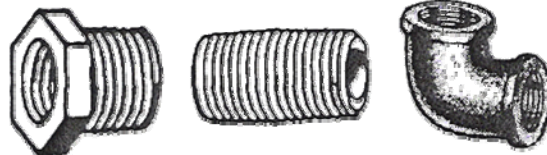


PIPE ASSORTMENTS

2158 GALVANIZED FITTINGS

22819 1/4 PLUG 5 	22801 1/4 COUP 5 	22828 1/4 90° ELB 3 	22873 1/4 CAP 2 	22810 1/4 UNION 1 	22864 1/4 TEE 1 	22837 1/4 45° ELB 1 	22896 1/4 x 1/8 5 
22820 3/8 PLUG 5 	22802 3/8 COUP 5 	22829 3/8 90° ELB 3 	22874 3/8 CAP 2 	22811 3/8 UNION 1 	22865 3/8 TEE 1 	22838 3/8 45° ELB 1 	22898 3/8 x 1/4 5 
22821 1/2 PLUG 5 	22803 1/2 COUP 3 	22830 1/2 90° ELB 3 	22875 1/2 CAP 2 	22812 1/2 UNION 1 	22866 1/2 TEE 1 	22839 1/2 45° ELB 1 	22900 1/2 x 1/4 5 
22822 3/4 PLUG 5 	22804 3/4 COUP 3 	22831 3/4 90° ELB 3 	22876 3/4 CAP 2 	22813 3/4 UNION 1 	22867 3/4 TEE 1 	22840 3/4 45° ELB 1 	22901 1/2 x 3/8 5 
22927 1/4 x CL 5 	22928 1/4 x 1 1/2 5 	22929 1/4 x 2 3 	22931 1/4 x 3 3 	22933 1/4 x 4 3 	22935 1/4 x 6 3 		22903 3/4 x 3/8 5 
22936 3/8 x CL 5 	22937 3/8 x 1 1/2 5 	22938 3/8 x 2 3 	22940 3/8 x 3 3 	22942 3/8 x 4 3 	22944 3/8 x 6 3 		22904 3/4 x 1/2 5 
22945 1/2 x CL 5 	22946 1/2 x 1 1/2 5 	22947 1/2 x 2 3 	22949 1/2 x 3 3 	22951 1/2 x 4 3 	22955 1/2 x 6 3 		
22956 3/4 x CL 5 	22957 3/4 x 1 1/2 5 	22958 3/4 x 2 3 	22960 3/4 x 3 3 	22962 3/4 x 4 3 	22966 3/4 x 6 3 		

1/4" THRU 3/4"



J&B
FLEET
INDUSTRIAL



J&B Fleet - Industrial Supply

22428 Harrisburg-Westville Rd. Alliance, Ohio 44601 Phone: (330) 821-6342 Fax: (330) 821-0411

www.jbfleet.com

PART # 2074

SCHEDULE 40 & CLASS 150 PIPE FITTINGS

























































<p>24259 ¹</p>  <p>10 1/8 PLUG</p>	<p>24241 ²</p>  <p>2 1/8 CAP</p>	<p>24407 ³</p>  <p>3 1/8 MERCHANT COUPLER</p>	<p>24317 ⁴</p>  <p>5 1/8 X CLOSE NIPPLE</p>	<p>24295 ⁵</p>  <p>4 1/4 X 1/8 BUSHING</p>	<p>24286 ⁶</p>  <p>1 1/8 TEE</p>
<p>24260 ⁷</p>  <p>10 1/4 PLUG</p>	<p>24242 ⁸</p>  <p>1 1/4 CAP</p>	<p>24408 ⁹</p>  <p>2 1/4 MERCHANT COUPLER</p>	<p>24326 ¹⁰</p>  <p>3 1/4 X CLOSE NIPPLE</p>	<p>24297 ¹¹</p>  <p>4 3/8 X 1/4 BUSHING</p>	<p>24287 ¹²</p>  <p>1 1/4 TEE</p>
<p>24261 ¹³</p>  <p>5 3/8 PLUG</p>	<p>24243 ¹⁴</p>  <p>1 3/8 CAP</p>	<p>24409 ¹⁵</p>  <p>2 3/8 MERCHANT COUPLER</p>	<p>24335 ¹⁶</p>  <p>2 3/8 X CLOSE NIPPLE</p>	<p>24300 ¹⁷</p>  <p>3 1/2 X 3/8 BUSHING</p>	<p>24288 ¹⁸</p>  <p>1 3/8 TEE</p>
<p>24262 ¹⁹</p>  <p>3 1/2 PLUG</p>	<p>24244 ²⁰</p>  <p>2 1/2 CAP</p>	<p>24410 ²¹</p>  <p>2 1/2 MERCHANT COUPLER</p>	<p>24344 ²²</p>  <p>3 1/2 X CLOSE NIPPLE</p>	<p>24303 ²³</p>  <p>2 3/4 X 1/2 BUSHING</p>	<p>24289 ²⁴</p>  <p>1 1/2 TEE</p>



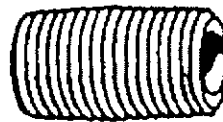
PIPE ASSORTMENTS

2154 BLACK PIPE NIPPLES



































































24317 1/8 CL 10 	24326 1/4 CL 10 	24335 3/8 CL 10 	24344 1/2 CL 5 	24355 3/4 CL 5 	24366 1" CL 5 		
24318 1/8 x 1 1/2 5 	24327 1/4 x 1 1/2 5 	24336 3/8 x 1 1/2 5 	24345 1/2 x 1 1/2 5 	24356 3/4 x 1 1/2 5 	24367 1" x 2 3 		
24319 1/8 x 2 5 	24328 1/4 x 2 5 	24337 3/8 x 2 3 	24346 1/2 x 2 3 	24357 3/4 x 2 3 	24368 1" x 2 1/2 3 		
24320 1/8 x 2 1/2 3 	24329 1/4 x 2 1/2 3 	24338 3/8 x 2 1/2 3 	24347 1/2 x 2 1/2 3 	24358 3/4 x 2 1/2 3 	24369 1" x 3 3 		
24321 1/8 x 3 3 	24330 1/4 x 3 3 	24339 3/8 x 3 3 	24348 1/2 x 3 3 	24359 3/4 x 3 2 	24370 1" x 3 1/2 2 		
24322 1/8 x 3 1/2 3 	24331 1/4 x 3 1/2 3 	24340 3/8 x 3 1/2 3 	24349 1/2 x 3 1/2 2 	24360 3/4 x 3 1/2 2 	24371 1" x 4 2 		
24323 1/8 x 4 2 	24332 1/4 x 4 2 	24341 3/8 x 4 2 	24350 1/2 x 4 2 	24361 3/4 x 4 2 	24372 1" x 4 1/2 2 		
24324 1/8 x 5 2 	24333 1/4 x 5 2 	24342 3/8 x 5 2 	24352 1/2 x 5 2 	24363 3/4 x 5 2 	24373 1" x 5 2 		
24325 1/8 x 6 2 	24334 1/4 x 6 2 	24343 3/8 x 6 2 	24354 1/2 x 6 2 	24365 3/4 x 6 2 	24375 1" x 6 2 		

1/8 THRU 1"



PIPE ASSORTMENTS

2156 BLACK PIPE FITT/NIPPLES

24260 1/4 PLUG 5 	24408 1/4 COUP 5 	24269 1/4 90° ELB 3 	24242 1/4 CAP 2 	24251 1/4 UNION 1 	24287 1/4 TEE 1 	24415 1/4 45° ELB 1 	24295 1/4 x 1/8 5 
24261 3/8 PLUG 5 	24409 3/8 COUP 5 	24270 3/8 90° ELB 3 	24243 3/8 CAP 2 	24252 3/8 UNION 1 	24288 3/8 TEE 1 	24416 3/8 45° ELB 1 	24297 3/8 x 1/4 5 
24262 1/2 PLUG 5 	24410 1/2 COUP 3 	24271 1/2 90° ELB 3 	24244 1/2 CAP 2 	24253 1/2 UNION 1 	24289 1/2 TEE 1 	24417 1/2 45° ELB 1 	24299 1/2 x 1/4 5 
24263 3/4 PLUG 5 	24411 3/4 COUP 3 	24272 3/4 90° ELB 3 	24245 3/4 CAP 2 	24254 3/4 UNION 1 	24290 3/4 TEE 1 	24418 3/4 45° ELB 1 	24300 1/2 x 3/8 5 
24326 1/4 x CL 5 	24327 1/4 x 1 1/2 5 	24328 1/4 x 2 3 	24330 1/4 x 3 3 	24332 1/4 x 4 3 	24334 1/4 x 6 3 		24302 3/4 x 3/8 5 
24335 3/8 x CL 5 	24336 3/8 x 1 1/2 5 	24337 3/8 x 2 3 	24339 3/8 x 3 3 	24341 3/8 x 4 3 	24343 3/8 x 6 3 		24303 3/4 x 1/2 5 
24344 1/2 x CL 5 	24345 1/2 x 1 1/2 5 	24346 1/2 x 2 3 	24348 1/2 x 3 3 	24350 1/2 x 4 3 	24354 1/2 x 6 3 	24427 1/4 x 1/8 1 	24430 1/2 x 3/8 1 
24355 3/4 x CL 5 	24356 3/4 x 1 1/2 5 	24357 3/4 x 2 3 	24359 3/4 x 3 3 	24361 3/4 x 4 3 	24365 3/4 x 6 3 	24428 3/8 x 1/4 1 	24431 3/4 x 3/8 1 
						24429 1/2 x 1/4 1 	24432 3/4 x 1/2 1 

1/4" THRU 3/4"

