

# NGMC GAINESVILLE CLINICAL EXPANSION (LVL 03 - 09)

## 743 SPRING ST NE

### GAINESVILLE, GA 30501

REV.	△	DESCRIPTION 01 REVISION	DATE 10/28/22

#### ALUMINUM STOREFRONT INSTALLER



25 LITTLEJOHN GLEN COURT  
GREENVILLE, SC 29615  
PH: 864.288.1272  
FAX: 864.288.1279  
WWW.GRAHAMHODGE.COM

#### METAL MANUFACTURER



#### ARCHITECT

**PERKINS & WILL**  
1315 PEACHTREE ST NE  
ATLANTA, GA 30309  
P: 404.873.2300  
F: 404.892.5823  
WWW.PERKINSWILL.COM

#### ABBREVIATIONS AND SYMBOLS

<p>A/C = ACCESS CONTROLLED A.F.F. = ABOVE FINISHED FLOOR B.O.H. = BOTTOM OF HORIZONTAL C.L. = CENTER LINE DIM. = DIMENSION D.L.O. = DAYLIGHT OPENING D.L. = DEAD LOAD (ANCHOR) D.O. = DOOR OPENING EL. = ELEVATION F.C. = FRAME CAP F.S. = FRAME SIZE G.C. = GENERAL CONTRACTOR M.O. = MASONRY OPENING M.L. = MULLION LENGTH HM = HOLLOW METAL BY OTHERS N.B.G.H. = NOT BY GRAHAM HODGE</p>	<p>N.I.C. = NOT IN CONTRACT N.T.S. = NOT TO SCALE O.D. = OPENING DIMENSION O.F.D. = OVERALL FRAME DIMENSION REF. = REFERENCE R.O. = ROUGH OPENING T.O.F.F. = TOP OF FINISHED FLOOR T.O.H. = TOP OF HORIZONTAL T.O.S. = TOP OF SLAB T.O.STL. = TOP OF STEEL U.N.O. = UNLESS NOTED OTHERWISE W.C. = WEB CENTER W.D. = WINDOW DIMENSION W.L. = WIND LOAD (ANCHOR) W.P. = WORKING POINT</p>
---	---

<p> -- WORK POINT  -- ANCHOR LOCATION  -- GLASS TYPE  -- WINDOW DESIGNATION  -- DOOR DESIGNATION  -- INDICATES ITEMS TO BE VERIFIED BY CUSTOMER.</p>	<p> --BACKER ROD &amp; SEALANT  --DIMENSION LUMBER  --CUT STONE  --CONCRETE  --CONCRETE BLOCK  --BATT INSULATION  --STEEL IN SECTION</p>
--	--

#### ARCH / G.C. NOTE:

1) FLOOR PLANS ARE PROVIDED FOR OPENING TYPE LOCATION ONLY. REFER TO SPECIFIC MARK ELEVATIONS FOR SIZE REFERENCE DIMENSIONING, MULLION SPACING, ETC.

#### DRAWING SHEET INDEX

PAGE #	DESCRIPTION
.01	COVER PAGE
.02	SCHEDULES
1.01-1.12	FLOOR PLANS
1.13-1.16	BUILDING ELEVATIONS
2.74-2.152	03-09 ELEVATIONS
3.01-3.92	03-09 DETAILS

#### SPECIAL NOTES:

- SEE SEPARATE SAMPLES FOR GLASS MAKE UP.
- ALL BLOCKING AND STRUCTURAL SUPPORT IS SUPPLIED AND INSTALLED BY OTHERS

#### ERECTOR / G.C. NOTE:

PLEASE FIELD VERIFY ALL DIMENSIONS

#### DOORS BY GRAHAM HODGE

**DOOR NOTES:**  
1) ALL DOOR INFORMATION IS PENDING.

LEVELS 03 - 09	
DOOR	DOOR OPENING SIZE
03.EX.01	6'-0" X 8'-6"
03.EX.02	6'-0" X 8'-6"
06.EX.01	3'-0" X 8'-0 3/4"

**NGMC GAINESVILLE CLINICAL EXP. (LVL 03 - 09)**  
 743 SPRING ST NE  
 GAINESVILLE, GA 30501



JOB # 21-012

DRAWN BY: _RA_	DATE: _10.12.22_
CHECKED BY: _JT_	DATE: _10.12.22_

CURTAINWALL / STOREFRONT WINDOW SYSTEM SCHEDULE (LEVELS 03 - 09)					
WINDOW	PAGE #	FRAMING SYSTEM	DOOR(S)	GLAZING	QUANTITY
58	2.74 - 2.78	KAWNEER 1600 SYS. 1 & 2 - 2 1/2" X 7 1/2" ALUMINUM CURTAINWALL TO ACCEPT 1" GLASS	N/A	(GL1) (GL1) FT (GL1) IT (GL2) S	1
59	2.79 - 2.82	KAWNEER 1600 SYS. 1 & 2 - 2 1/2" X 7 1/2" ALUMINUM CURTAINWALL TO ACCEPT 1" GLASS	N/A	(GL2) FT (GL2) IT (GL2) S	1
60	2.83 - 2.86	KAWNEER 1600 SYS. 1 & 2 - 2 1/2" X 7 1/2" ALUMINUM CURTAINWALL TO ACCEPT 1" GLASS	N/A	(GL1) (GL1) FT (GL1) IT (GL1) S	1
61	2.87 - 2.90	KAWNEER 1600 SYS. 1 & 2 - 2 1/2" X 7 1/2" ALUMINUM CURTAINWALL TO ACCEPT 1" GLASS	N/A	(GL1) (GL1) FT (GL1) IT (GL1) S	1
62	2.91 - 2.94	KAWNEER 1600 SYS. 1 & 2 - 2 1/2" X 7 1/2" ALUMINUM CURTAINWALL TO ACCEPT 1" GLASS	N/A	(GL2) (GL2) FT (GL2) IT (GL2) S	1
63	2.95	KAWNEER 1600 SYS. 1 & 2 - 2 1/2" X 7 1/2" ALUMINUM CURTAINWALL TO ACCEPT 1" GLASS	03.EX.01 03.EX.02	(GL1) (GL1) FT (GL1) S	1
64	2.96	KAWNEER 1600 SYS. 1 & 2 - 2 1/2" X 7 1/2" ALUMINUM CURTAINWALL TO ACCEPT 1" GLASS	N/A	(GL2)	1
65	2.97 - 2.98	KAWNEER 1600 SYS. 1 & 2 - 2 1/2" X 7 1/2" ALUMINUM CURTAINWALL TO ACCEPT 1" GLASS	N/A	(GL1) S (GL2)	1
66	2.99 - 2.116	KAWNEER 1600 SYS. 1 & 2 - 2 1/2" X 7 1/2" ALUMINUM CURTAINWALL TO ACCEPT 1" GLASS	N/A	(GL2) (GL2) ITS (GL2) S (GL3) S	1
67	2.117	KAWNEER 1600 SYS. 1 & 2 - 2 1/2" X 7 1/2" ALUMINUM CURTAINWALL TO ACCEPT 1" GLASS	N/A	(GL2) (GL2) ITS (GL2) S	1
68	2.118 - 2.120	KAWNEER 1600 SYS. 1 & 2 - 2 1/2" X 7 1/2" ALUMINUM CURTAINWALL TO ACCEPT 1" GLASS	N/A	(GL2) (GL2) ITS (GL2) S	1
69	2.121 - 2.122	KAWNEER 1600 SYS. 1 & 2 - 2 1/2" X 7 1/2" ALUMINUM CURTAINWALL TO ACCEPT 1" GLASS	N/A	(GL2) (GL2) IT (GL2) ITS (GL2) S (CWV)	3
70	2.123	KAWNEER 1600 SYS. 1 & 2 - 2 1/2" X 7 1/2" ALUMINUM CURTAINWALL TO ACCEPT 1" GLASS	N/A	(GL2) (GL2) IT (GL2) ITS (GL2) S (CWV)	15
71	2.124	KAWNEER 1600 SYS. 1 & 2 - 2 1/2" X 7 1/2" ALUMINUM CURTAINWALL TO ACCEPT 1" GLASS	N/A	(GL2) (GL2) ITS (GL2) S	3
72	2.125 - 2.127	KAWNEER 1600 SYS. 1 & 2 - 2 1/2" X 7 1/2" ALUMINUM CURTAINWALL TO ACCEPT 1" GLASS	N/A	(GL1) (GL1) IT (GL1) S	1
73	2.128	KAWNEER 1600 SYS. 1 & 2 - 2 1/2" X 7 1/2" ALUMINUM CURTAINWALL TO ACCEPT 1" GLASS	N/A	(GL2) (GL2) ITS (GL2) S (CWV)	5
74	2.129	KAWNEER 1600 SYS. 1 & 2 - 2 1/2" X 7 1/2" ALUMINUM CURTAINWALL TO ACCEPT 1" GLASS	N/A	(GL2) (GL2) ITS (GL2) S (CWV)	1
75	2.130	KAWNEER 1600 SYS. 1 & 2 - 2 1/2" X 7 1/2" ALUMINUM CURTAINWALL TO ACCEPT 1" GLASS	N/A	(GL2) (GL2) ITS (GL2) S	1
76	2.131 - 2.132	KAWNEER 1600 SYS. 1 & 2 - 2 1/2" X 7 1/2" ALUMINUM CURTAINWALL TO ACCEPT 1" GLASS	N/A	(GL2) (GL2) ITS (GL2) S	1
77	2.133 - 2.134	KAWNEER 1600 SYS. 1 & 2 - 2 1/2" X 7 1/2" ALUMINUM CURTAINWALL TO ACCEPT 1" GLASS	N/A	(GL2) (GL2) IT (GL2) ITS (GL2) S (GL3) S (CWV)	1
78	2.135	KAWNEER 1600 SYS. 1 & 2 - 2 1/2" X 7 1/2" ALUMINUM CURTAINWALL TO ACCEPT 1" GLASS	N/A	(GL2) (GL2) S (CWV)	1
79	2.136	KAWNEER 1600 SYS. 1 & 2 - 2 1/2" X 7 1/2" ALUMINUM CURTAINWALL TO ACCEPT 1" GLASS	N/A	(GL2) (GL2) S (CWV)	5
80	2.137	KAWNEER 1600 SYS. 1 & 2 - 2 1/2" X 7 1/2" ALUMINUM CURTAINWALL TO ACCEPT 1" GLASS	N/A	(GL2) (GL2) S (CWV)	1
81	2.138	KAWNEER 1600 SYS. 1 & 2 - 2 1/2" X 7 1/2" ALUMINUM CURTAINWALL TO ACCEPT 1" GLASS	N/A	(GL2) (GL2) IT (GL2) ITS (GL2) S (CWV)	2
82	2.139	KAWNEER 1600 SYS. 1 & 2 - 2 1/2" X 7 1/2" ALUMINUM CURTAINWALL TO ACCEPT 1" GLASS	N/A	(GL2) (GL2) ITS (GL2) S (CWV)	10
83	2.140	KAWNEER 1600 SYS. 1 & 2 - 2 1/2" X 7 1/2" ALUMINUM CURTAINWALL TO ACCEPT 1" GLASS	N/A	(GL2) (GL2) IT (GL2) ITS (GL2) S (CWV)	3
84	2.141	KAWNEER 1600 SYS. 1 & 2 - 2 1/2" X 7 1/2" ALUMINUM CURTAINWALL TO ACCEPT 1" GLASS	N/A	(GL2) (GL2) ITS (GL2) S (CWV)	1
85	2.142	KAWNEER 1600 SYS. 1 & 2 - 2 1/2" X 7 1/2" ALUMINUM CURTAINWALL TO ACCEPT 1" GLASS	N/A	(GL2) (GL2) ITS (GL2) S (CWV)	5
86	2.143	KAWNEER 1600 SYS. 1 & 2 - 2 1/2" X 7 1/2" ALUMINUM CURTAINWALL TO ACCEPT 1" GLASS	N/A	(GL2) (GL2) IT (GL2) ITS (GL2) S (CWV)	1
87	2.144	KAWNEER 1600 SYS. 1 & 2 - 2 1/2" X 7 1/2" ALUMINUM CURTAINWALL TO ACCEPT 1" GLASS	N/A	(GL2) (GL2) ITS (GL2) S (CWV)	1
88	2.145	KAWNEER 1600 SYS. 1 & 2 - 2 1/2" X 7 1/2" ALUMINUM CURTAINWALL TO ACCEPT 1" GLASS	N/A	(GL2) (GL2) ITS (GL2) S (CWV)	5
89	2.146	KAWNEER 1600 SYS. 1 & 2 - 2 1/2" X 7 1/2" ALUMINUM CURTAINWALL TO ACCEPT 1" GLASS	N/A	(GL2) (GL2) ITS (GL2) S	1
90	2.147	KAWNEER 1600 SYS. 1 & 2 - 2 1/2" X 7 1/2" ALUMINUM CURTAINWALL TO ACCEPT 1" GLASS	N/A	(GL2) (GL2) IT	3
91	2.148	KAWNEER 1600 SYS. 1 & 2 - 2 1/2" X 7 1/2" ALUMINUM CURTAINWALL TO ACCEPT 1" GLASS	N/A	(GL2)	1
92	2.149	KAWNEER 1600 SYS. 1 & 2 - 2 1/2" X 7 1/2" ALUMINUM CURTAINWALL TO ACCEPT 1" GLASS	06.EX.01	(GL2) (GL2) FT	1
93	2.150	KAWNEER 1600 SYS. 1 & 2 - 2 1/2" X 7 1/2" ALUMINUM CURTAINWALL TO ACCEPT 1" GLASS	N/A	(GL2)	4
94	2.151	KAWNEER 1600 SYS. 1 & 2 - 2 1/2" X 7 1/2" ALUMINUM CURTAINWALL TO ACCEPT 1" GLASS	N/A	(GL2) (GL2) IT (GL2) S	1
95	2.152	KAWNEER 1600 SYS. 1 & 2 - 2 1/2" X 7 1/2" ALUMINUM CURTAINWALL TO ACCEPT 1" GLASS	N/A	(GL2) (GL2) ITS (GL2) S (CWV)	1

### GLASS SCHEDULE (03 - 09)

SYMBOL	DESCRIPTION (SEE SUBMITTALS)	HATCH
(GL1)	1" INSULATED VISION GLASS - 1/4" CLEAR HEAT STRENGTHENED W/ SUNGUARD SN68 (#2) - 1/2" AIR SPACE (BLACK) - 1/4" CLEAR HEAT STRENGTHENED	
(GL1) FT	1" INSULATED VISION GLASS - 1/4" CLEAR TEMPERED W/ SUNGUARD SN68 (#2) - 1/2" AIR SPACE (BLACK) - 1/4" CLEAR TEMPERED	
(GL1) IT	1" INSULATED VISION GLASS - 1/4" CLEAR HEAT STRENGTHENED W/ SUNGUARD SN68 (#2) - 1/2" AIR SPACE (BLACK) - 1/4" CLEAR TEMPERED	
(GL1) ITS	1" INSULATED VISION GLASS - 1/4" CLEAR HEAT STRENGTHENED W/ SUNGUARD SN68 (#2) - 1/2" AIR SPACE (BLACK) - 1/4" CLEAR TEMPERED W/ MEDIUM GRAY CERAMIC COATING (#4)	
(GL1) S	1" INSULATED VISION GLASS - 1/4" CLEAR HEAT STRENGTHENED W/ SUNGUARD SN68 (#2) - 1/2" AIR SPACE (BLACK) - 1/4" CLEAR HEAT STRENGTHENED W/ MEDIUM GRAY CERAMIC COATING (#4)	
(GL2)	1" INSULATED VISION GLASS - 1/4" CLEAR HEAT STRENGTHENED W/ SUNGUARD SN54 (#2) - 1/2" AIR SPACE (BLACK) - 1/4" CLEAR HEAT STRENGTHENED	
(GL2) FT	1" INSULATED VISION GLASS - 1/4" CLEAR TEMPERED W/ SUNGUARD SN54 (#2) - 1/2" AIR SPACE (BLACK) - 1/4" CLEAR TEMPERED	
(GL2) IT	1" INSULATED VISION GLASS - 1/4" CLEAR HEAT STRENGTHENED W/ SUNGUARD SN54 (#2) - 1/2" AIR SPACE (BLACK) - 1/4" CLEAR TEMPERED	
(GL2) ITS	1" INSULATED VISION GLASS - 1/4" CLEAR HEAT STRENGTHENED W/ SUNGUARD SN54 (#2) - 1/2" AIR SPACE (BLACK) - 1/4" CLEAR TEMPERED W/ MEDIUM GRAY CERAMIC COATING (#4)	
(GL2) S	1" INSULATED VISION GLASS - 1/4" CLEAR HEAT STRENGTHENED W/ SUNGUARD SN54 (#2) - 1/2" AIR SPACE (BLACK) - 1/4" CLEAR HEAT STRENGTHENED W/ MEDIUM GRAY CERAMIC COATING (#4)	
(GL3) S	1" INSULATED VISION GLASS - 1/4" CLEAR HEAT STRENGTHENED W/ SUNGUARD SN54 (#2) - 1/2" AIR SPACE (BLACK) - 1/4" CLEAR HEAT STRENGTHENED W/ WHITE CERAMIC COATING (#4)	
(CWV)	COMPOSITE WOOD VENEER W/ GL2S BEHIND	

### ARCH / G.C. NOTE:

FLOOR PLANS ARE PROVIDED FOR OPENING TYPE LOCATION ONLY. REFER TO SPECIFIC MARK ELEVATIONS FOR SIZE REFERENCE DIMENSIONING, MULLION SPACING, ETC.

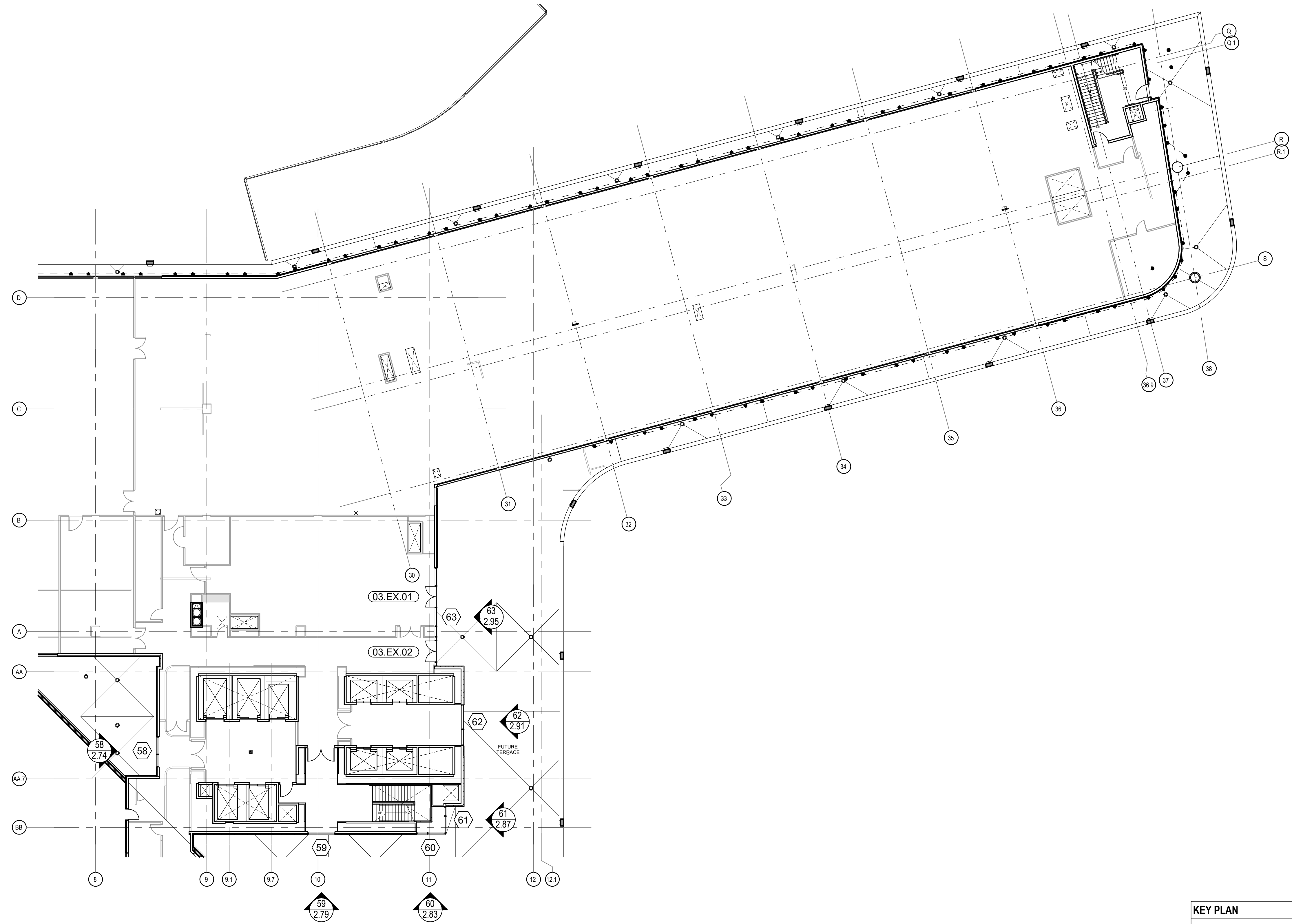
NGMC GAINESVILLE CLINICAL EXP. (LVL 03 - 09)  
 743 SPRING ST NE  
 GAINESVILLE, GA 30501



JOB # 21-012

DRAWN BY:	DATE:
RA	10.12.22
CHECKED BY:	DATE:
JT	10.12.22

DATE	10.28.22
DESCRIPTION	03 EXHIBIT
REV.	1
DRAWING	SUBMISSION



**ARCH / G.C. NOTE:**

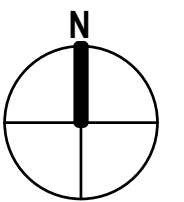
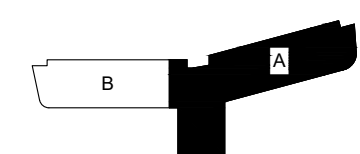
FLOOR PLANS ARE PROVIDED FOR OPENING TYPE LOCATION ONLY. REFER TO SPECIFIC MARK ELEVATIONS FOR SIZE REFERENCE DIMENSIONING, MULLION SPACING, ETC.

**FLOOR PLAN - LEVEL 03 - PART A**

NTS

ARCH. REF.: A09.03A

KEY PLAN



**NGMC GAINESVILLE CLINICAL EXP. (LVL 03 - 09)**

743 SPRING ST NE  
GAINESVILLE, GA 30501



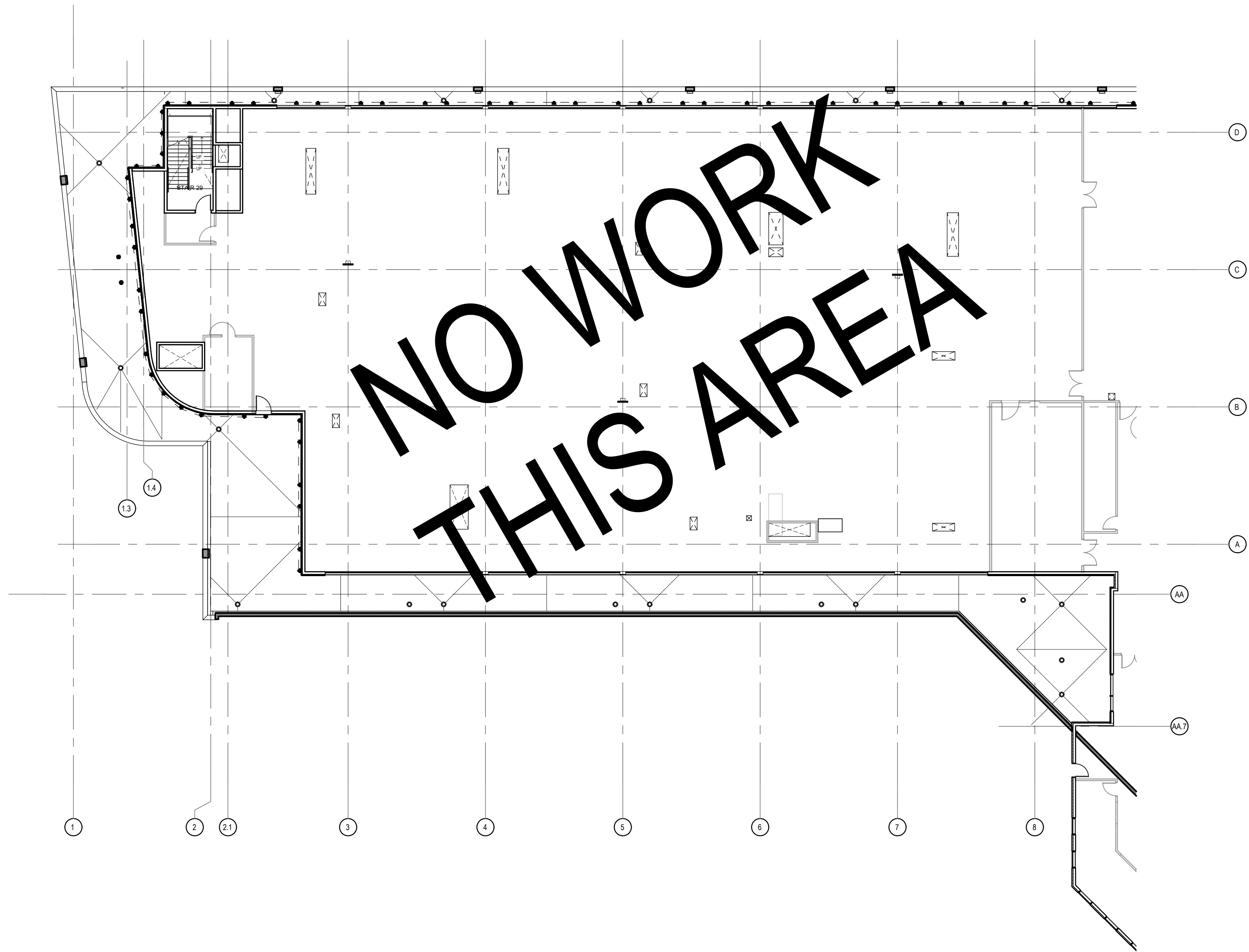
JOB # 21-012

DRAWN BY: _RA	DATE: _10.12.22
CHECKED BY: _JT	DATE: _10.12.22

**1.01**

DATE 12.28.22	DESCRIPTION 1ST REVISION
REV. ▲	DESCRIPTION R.1
	DESCRIPTION Q.1
	DESCRIPTION S
	DESCRIPTION R
	DESCRIPTION R.1
	DESCRIPTION S
	DESCRIPTION 36
	DESCRIPTION 37
	DESCRIPTION 38
	DESCRIPTION 39
	DESCRIPTION 30
	DESCRIPTION 31
	DESCRIPTION 32
	DESCRIPTION 33
	DESCRIPTION 34
	DESCRIPTION 35
	DESCRIPTION 36
	DESCRIPTION 37
	DESCRIPTION 38
	DESCRIPTION 39
	DESCRIPTION 40
	DESCRIPTION 41
	DESCRIPTION 42
	DESCRIPTION 43
	DESCRIPTION 44
	DESCRIPTION 45
	DESCRIPTION 46
	DESCRIPTION 47
	DESCRIPTION 48
	DESCRIPTION 49
	DESCRIPTION 50
	DESCRIPTION 51
	DESCRIPTION 52
	DESCRIPTION 53
	DESCRIPTION 54
	DESCRIPTION 55
	DESCRIPTION 56
	DESCRIPTION 57
	DESCRIPTION 58
	DESCRIPTION 59
	DESCRIPTION 60
	DESCRIPTION 61
	DESCRIPTION 62
	DESCRIPTION 63
	DESCRIPTION 64
	DESCRIPTION 65
	DESCRIPTION 66
	DESCRIPTION 67
	DESCRIPTION 68
	DESCRIPTION 69
	DESCRIPTION 70
	DESCRIPTION 71
	DESCRIPTION 72
	DESCRIPTION 73
	DESCRIPTION 74
	DESCRIPTION 75
	DESCRIPTION 76
	DESCRIPTION 77
	DESCRIPTION 78
	DESCRIPTION 79
	DESCRIPTION 80
	DESCRIPTION 81
	DESCRIPTION 82
	DESCRIPTION 83
	DESCRIPTION 84
	DESCRIPTION 85
	DESCRIPTION 86
	DESCRIPTION 87
	DESCRIPTION 88
	DESCRIPTION 89
	DESCRIPTION 90
	DESCRIPTION 91
	DESCRIPTION 92
	DESCRIPTION 93
	DESCRIPTION 94
	DESCRIPTION 95
	DESCRIPTION 96
	DESCRIPTION 97
	DESCRIPTION 98
	DESCRIPTION 99
	DESCRIPTION 100

DRAWING SUBMISSION



**ARCH / G.C. NOTE:**

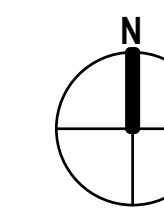
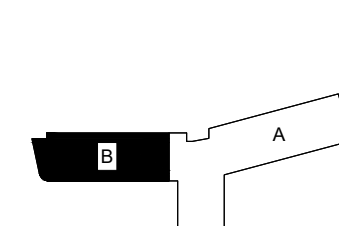
FLOOR PLANS ARE PROVIDED FOR OPENING TYPE LOCATION ONLY. REFER TO SPECIFIC MARK ELEVATIONS FOR SIZE REFERENCE DIMENSIONING, MULLION SPACING, ETC.

**FLOOR PLAN - LEVEL 03 - PART B**

NTS

ARCH. REF.: A09.03B

**KEY PLAN**



NGMC GAINESVILLE CLINICAL EXP. (LVL 03 - 09)  
 743 SPRING ST NE  
 GAINESVILLE, GA 30501



JOB # 21-012

DRAWN BY: _RA	DATE: _10.12.22
CHECKED BY: _JT	DATE: _10.12.22

**1.02**

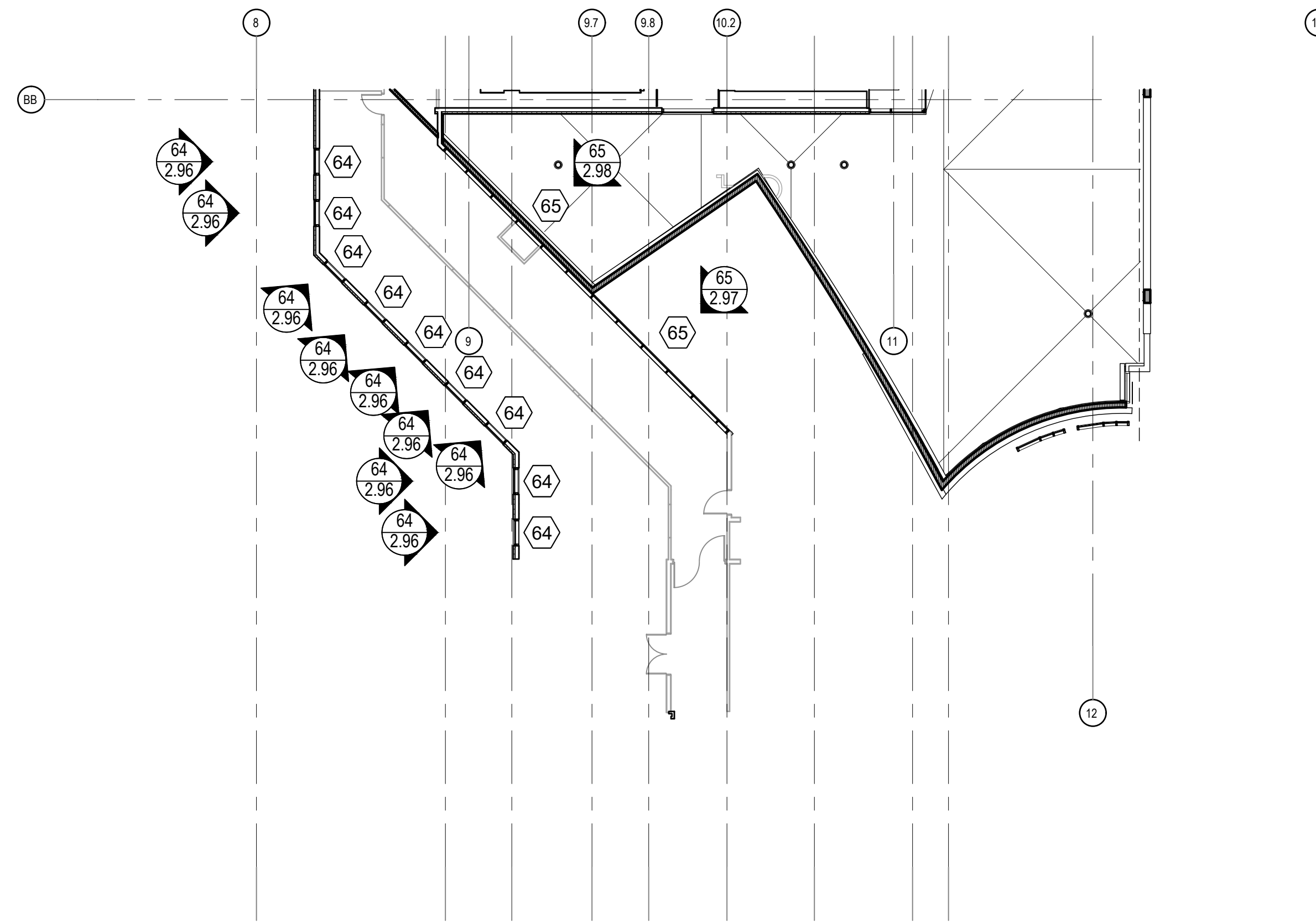
REV.	DESCRIPTION	DATE
1	1ST REVISION	12.28.22

DRAWING SUBMISSION



**ARCH / G.C. NOTE:**

FLOOR PLANS ARE PROVIDED FOR OPENING TYPE LOCATION ONLY. REFER TO SPECIFIC MARK ELEVATIONS FOR SIZE REFERENCE DIMENSIONING, MULLION SPACING, ETC.

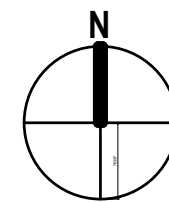
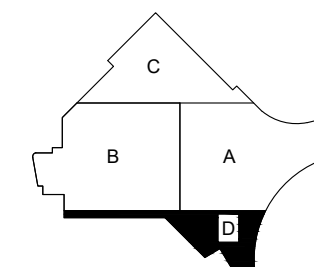


**FLOOR PLAN - LEVEL 03 - PART D**

NTS

ARCH. REF.: A09.03D

**KEY PLAN**



**NGMC GAINESVILLE CLINICAL EXP. (LVL 03 - 09)**  
 743 SPRING ST NE  
 GAINESVILLE, GA 30501



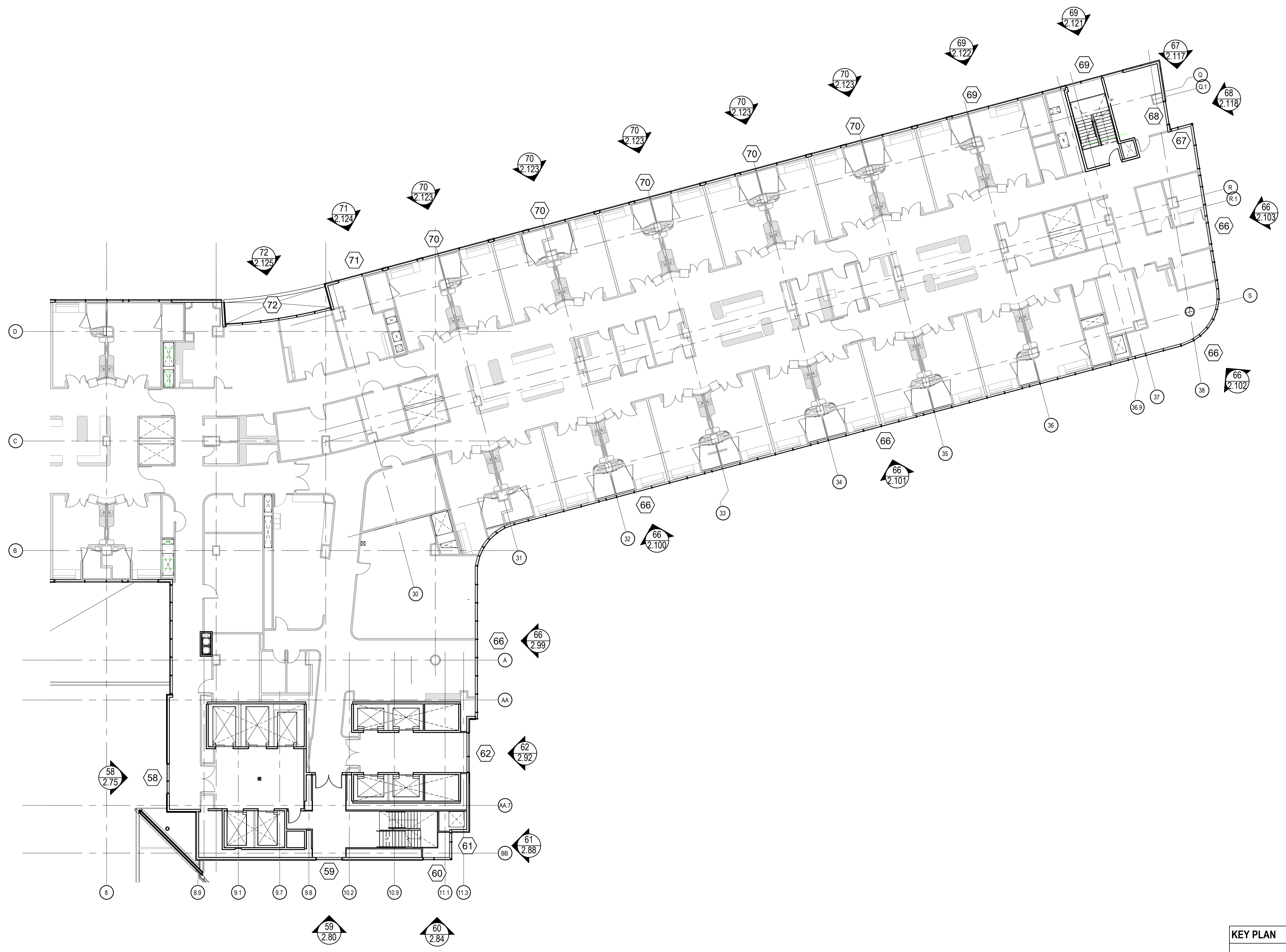
JOB # 21-012

DRAWN BY: _RA_	DATE: _10.12.22_
CHECKED BY: _JT_	DATE: _10.12.22_

**1.03**

REV.	DESCRIPTION	DATE
1	ISSUE FOR PERMITS	10.28.22

DRAWING SUBMISSION

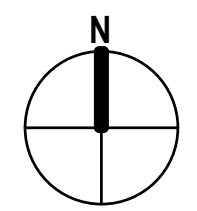
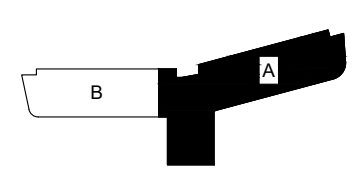


**ARCH / G.C. NOTE:**

FLOOR PLANS ARE PROVIDED FOR OPENING TYPE LOCATION ONLY. REFER TO SPECIFIC MARK ELEVATIONS FOR SIZE REFERENCE DIMENSIONING, MULLION SPACING, ETC.

**FLOOR PLAN - LEVEL 04 - PART A**  
 NTS ARCH. REF.: A09.04A

KEY PLAN



REV.	DESCRIPTION	DATE
1	ISSUE FOR PERMIT	10.28.22

**NGMC GAINESVILLE CLINICAL EXP. (LVL 03 - 09)**  
 743 SPRING ST NE  
 GAINESVILLE, GA 30501



JOB # 21-012	
DRAWN BY: RA	DATE: 10.12.22
CHECKED BY: JT	DATE: 10.12.22

REV.	DESCRIPTION	DATE
△	1ST REVISION	12.28.22

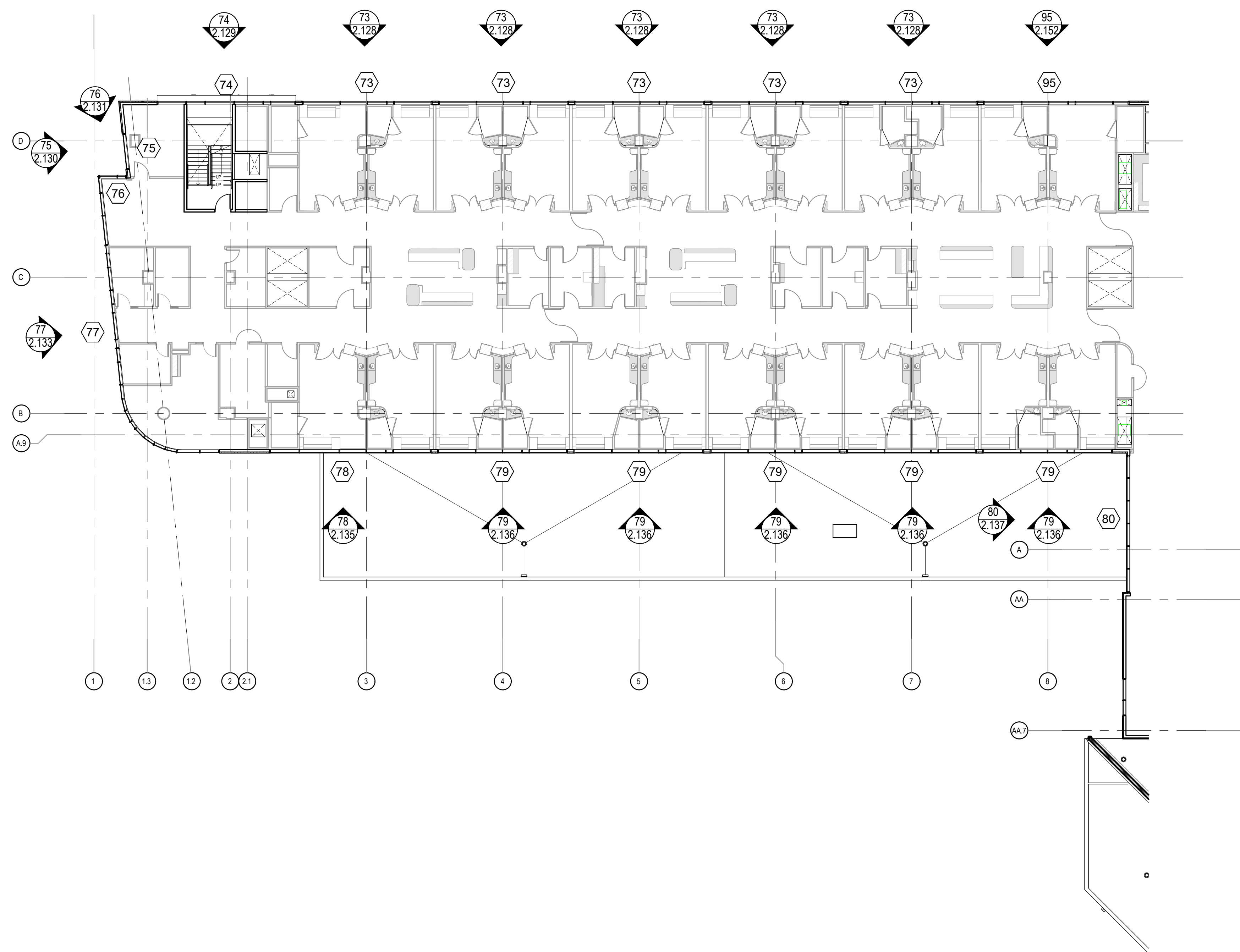
NGMC GAINESVILLE CLINICAL EXP. (LVL 03 - 09)  
 743 SPRING ST NE  
 GAINESVILLE, GA 30501

**GRAHAM-HODGE**  
 ASSOCIATES INC.

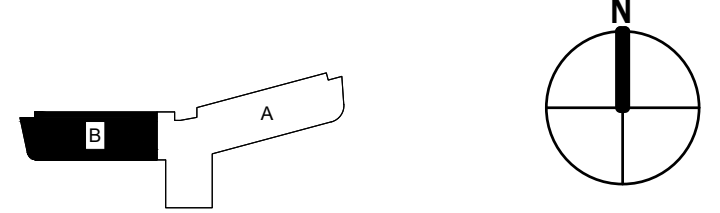


JOB #	21-012
DRAWN BY:	RA
CHECKED BY:	JT
DATE:	10.12.22
DATE:	10.12.22

1.05



KEY PLAN



**ARCH / G.C. NOTE:**

FLOOR PLANS ARE PROVIDED FOR OPENING TYPE LOCATION ONLY. REFER TO SPECIFIC MARK ELEVATIONS FOR SIZE REFERENCE DIMENSIONING, MULLION SPACING, ETC.

**FLOOR PLAN - LEVEL 04 - PART B**

NTS ARCH. REF.: A09.04B





**ARCH / G.C. NOTE:**

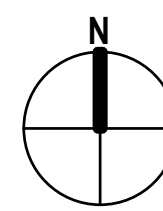
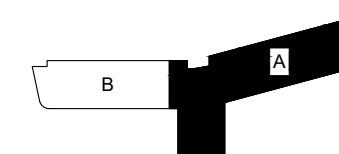
FLOOR PLANS ARE PROVIDED FOR OPENING TYPE LOCATION ONLY. REFER TO SPECIFIC MARK ELEVATIONS FOR SIZE REFERENCE DIMENSIONING, MULLION SPACING, ETC.

**FLOOR PLAN - LEVEL 05 - PART A**

NTS

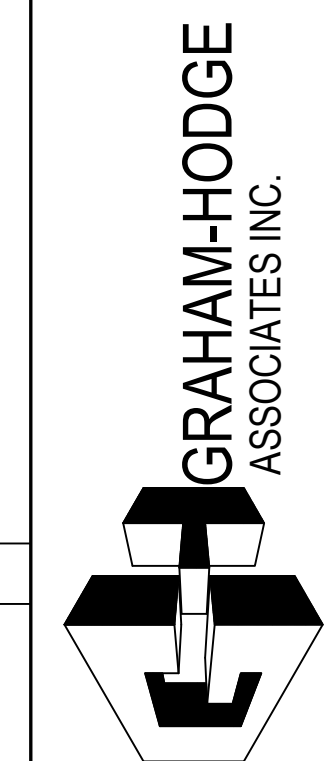
ARCH. REF.: A09.05A

**KEY PLAN**

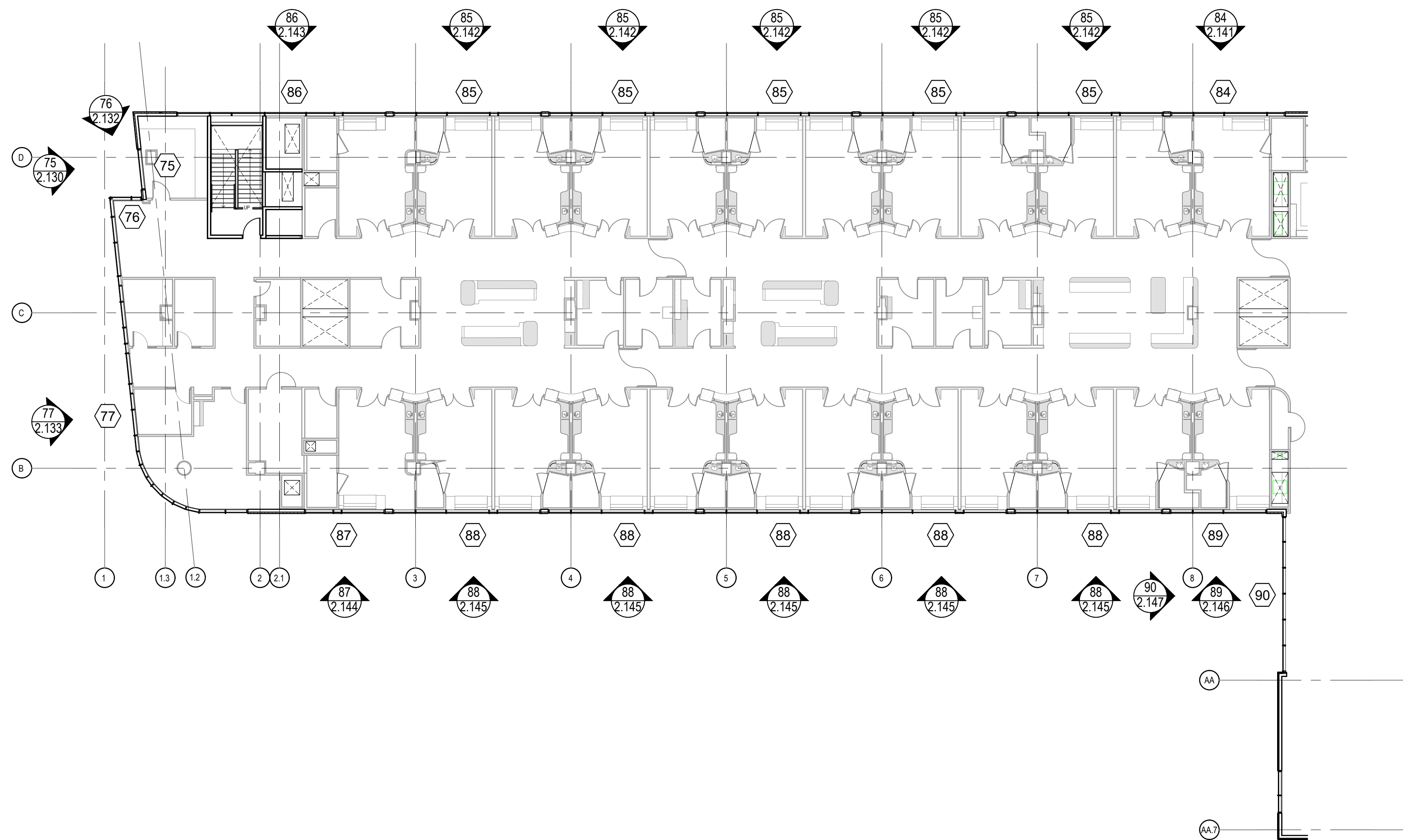


**NGMC GAINESVILLE CLINICAL EXP. (LVL 03 - 09)**  
 743 SPRING ST NE  
 GAINESVILLE, GA 30501

REV.	DESCRIPTION	DATE
1	ISSUE FOR PERMIT	10.28.22



JOB # 21-012	
DRAWN BY: RA	DATE: 10.12.22
CHECKED BY: JT	DATE: 10.12.22



**ARCH / G.C. NOTE:**

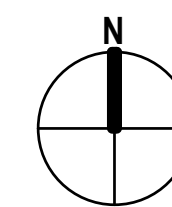
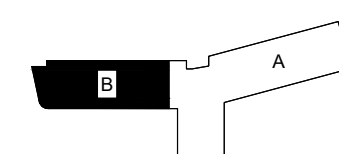
FLOOR PLANS ARE PROVIDED FOR OPENING TYPE LOCATION ONLY. REFER TO SPECIFIC MARK ELEVATIONS FOR SIZE REFERENCE DIMENSIONING, MULLION SPACING, ETC.

**FLOOR PLAN - LEVEL 05 - PART B**

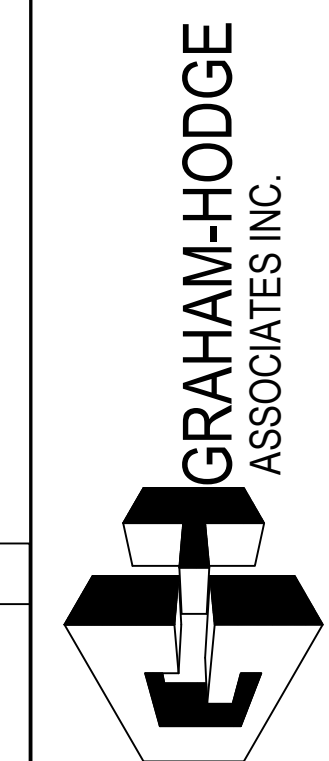
NTS

ARCH. REF.: A09.05B

KEY PLAN



NGMC GAINESVILLE CLINICAL EXP. (LVL 03 - 09)  
743 SPRING ST NE  
GAINESVILLE, GA 30501



JOB # 21-012

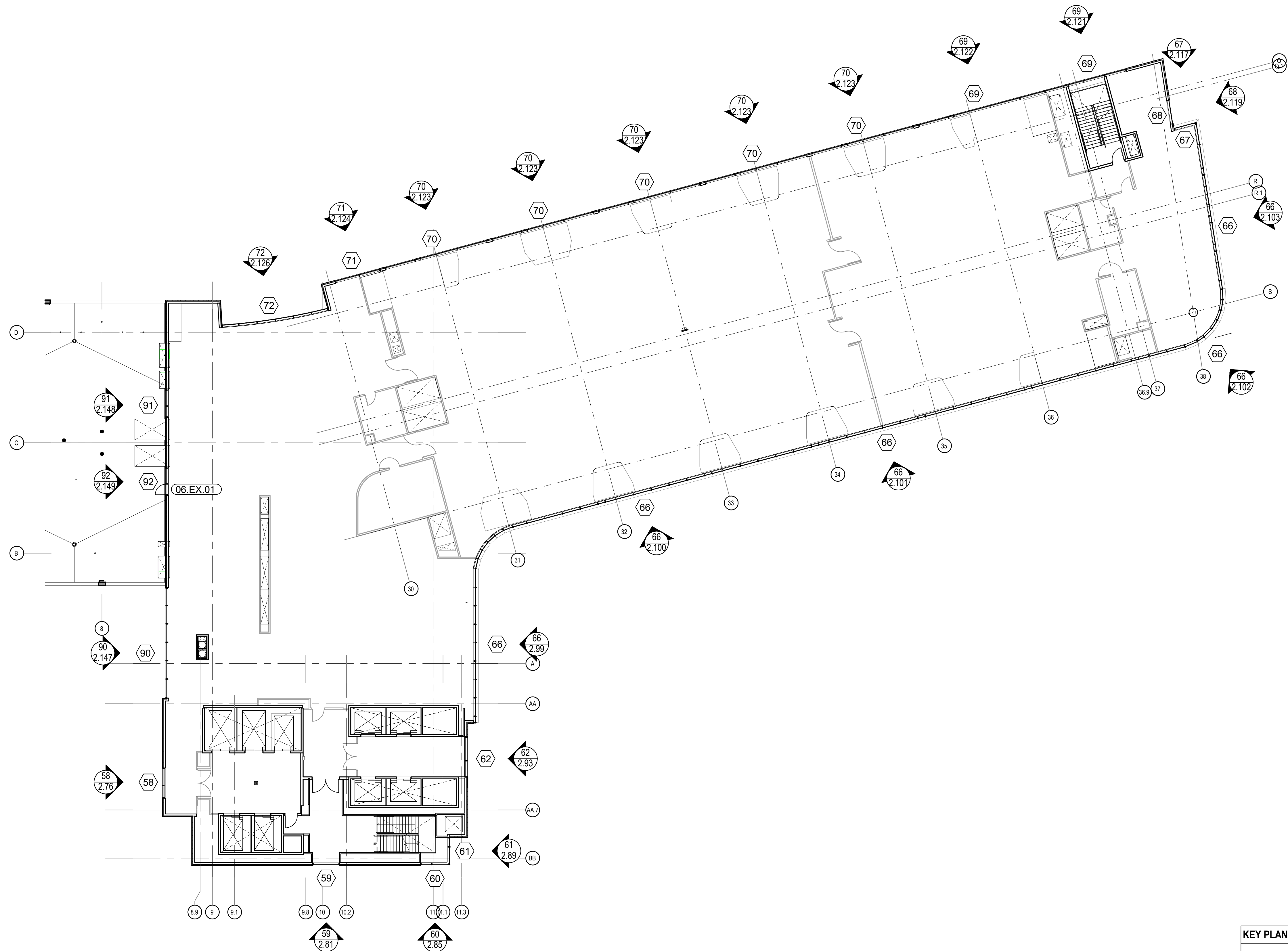
DRAWN BY: _RA	DATE: _10.12.22
CHECKED BY: _JT	DATE: _10.12.22

**1.07**

REV.	DESCRIPTION	DATE
1	1ST REVISION	10.28.22

DRAWING SUBMISSION





**ARCH / G.C. NOTE:**

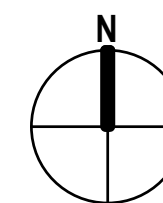
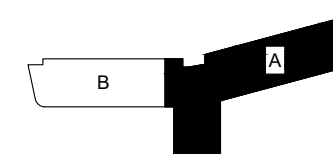
FLOOR PLANS ARE PROVIDED FOR OPENING TYPE LOCATION ONLY. REFER TO SPECIFIC MARK ELEVATIONS FOR SIZE REFERENCE DIMENSIONING, MULLION SPACING, ETC.

**FLOOR PLAN - LEVEL 06 - PART A**

NTS

ARCH. REF.: A09.06A

KEY PLAN



NGMC GAINESVILLE CLINICAL EXP. (LVL 03 - 09)

743 SPRING ST NE  
GAINESVILLE, GA 30501



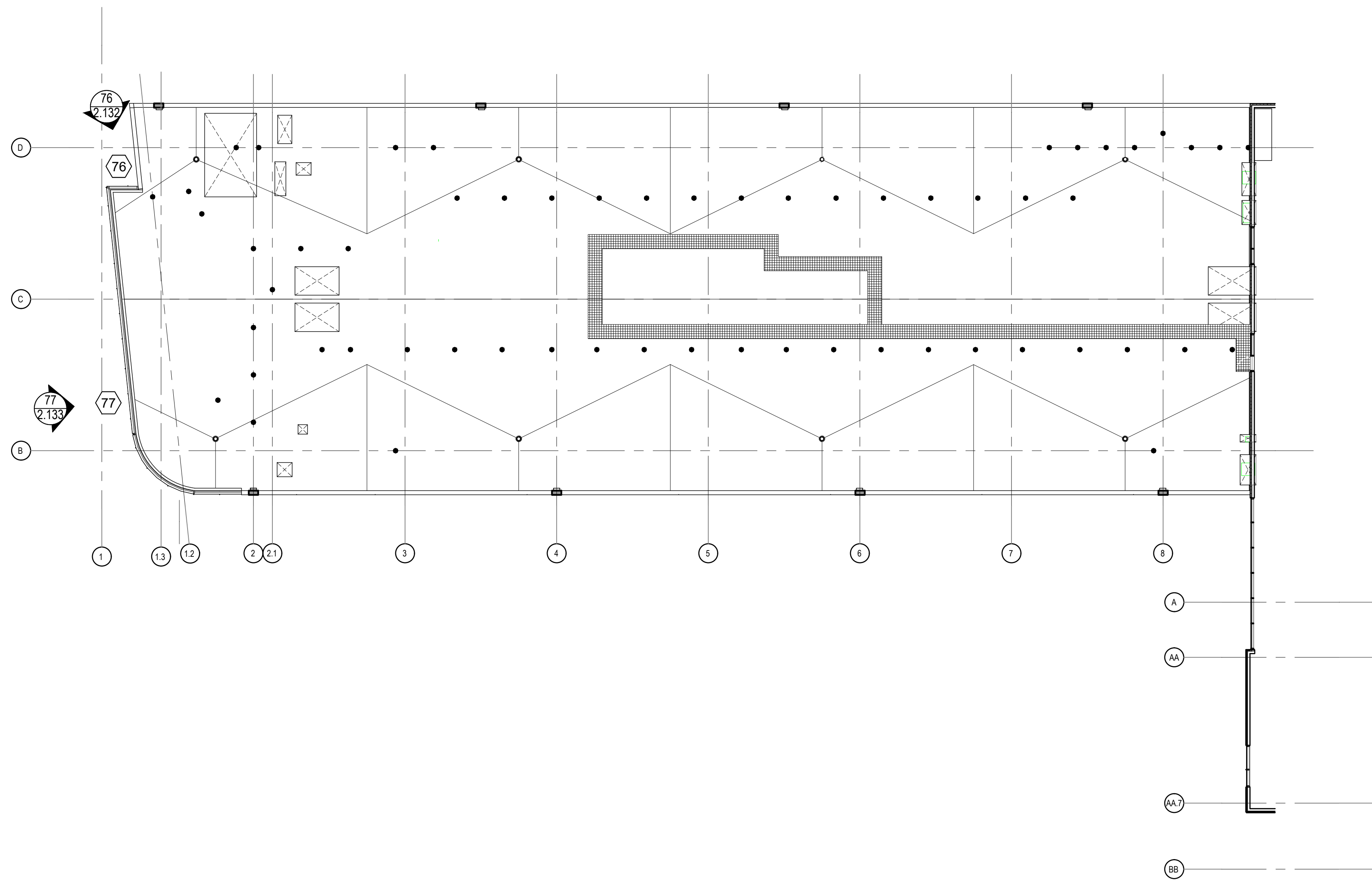
JOB # 21-012

DRAWN BY: _RA	DATE: _10.12.22
CHECKED BY: _JT	DATE: _10.12.22

**1.08**

REV.	DESCRIPTION	DATE
1	ISSUE FOR PERMITS	10.28.22

DRAWING SUBMISSION



**ARCH / G.C. NOTE:**

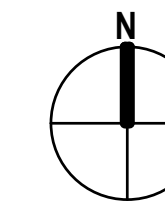
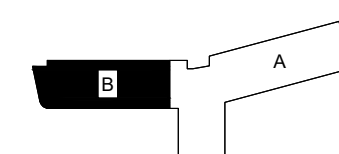
FLOOR PLANS ARE PROVIDED FOR OPENING TYPE LOCATION ONLY. REFER TO SPECIFIC MARK ELEVATIONS FOR SIZE REFERENCE DIMENSIONING, MULLION SPACING, ETC.

**FLOOR PLAN - LEVEL 06 - PART B**

NTS

ARCH. REF.: A09.06B

**KEY PLAN**



**NGMC GAINESVILLE CLINICAL EXP. (LVL 03 - 09)**  
 743 SPRING ST NE  
 GAINESVILLE, GA 30501



JOB # 21-012

DRAWN BY: _RA	DATE: _10.12.22_
CHECKED BY: _JT	DATE: _10.12.22_

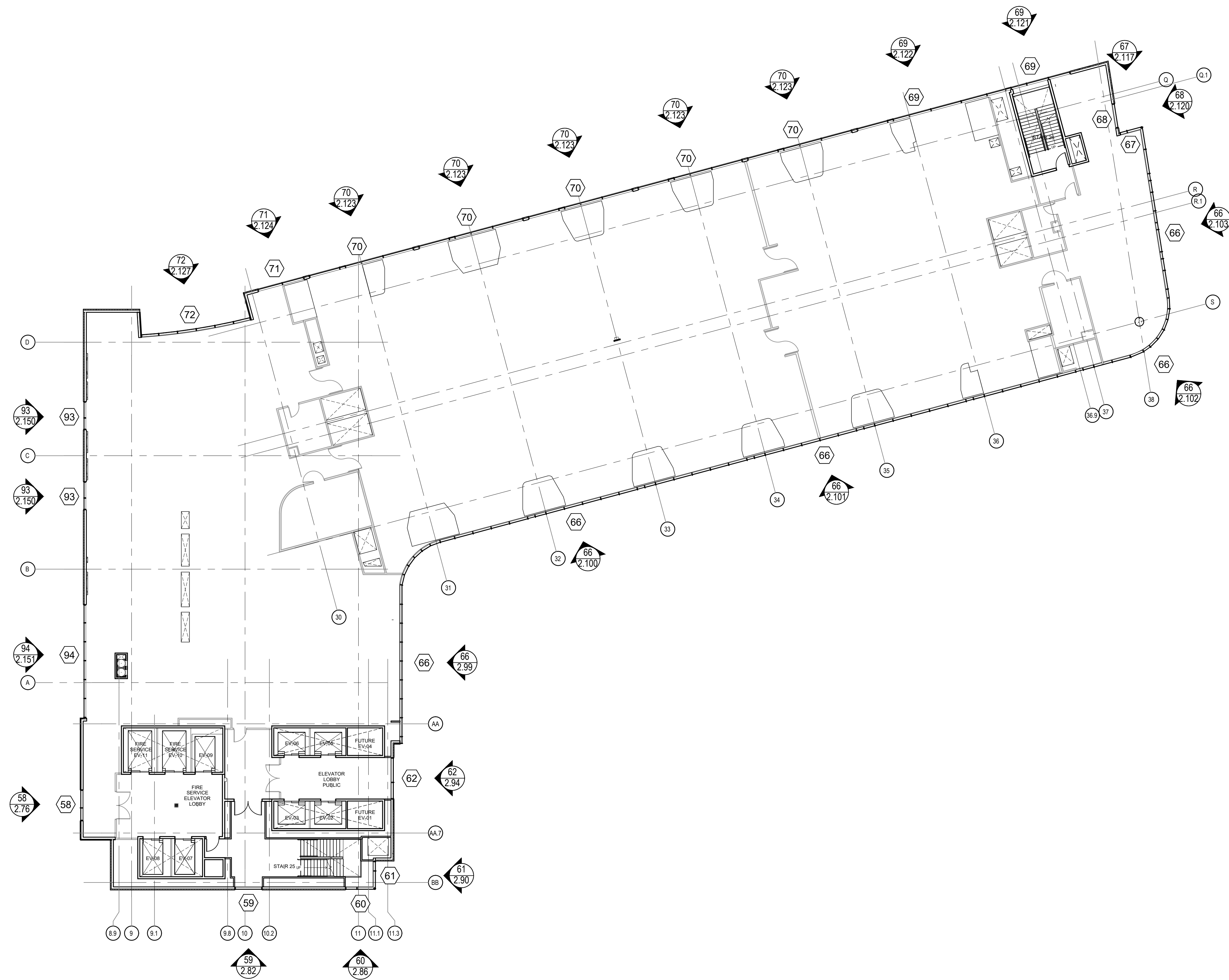
**1.09**

REV.	DESCRIPTION	DATE
△	1ST REVISION	10.28.22

DRAWING SUBMISSION







**ARCH / G.C. NOTE:**

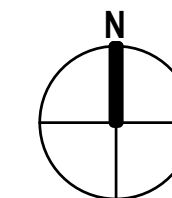
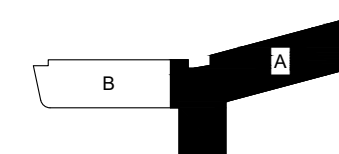
FLOOR PLANS ARE PROVIDED FOR OPENING TYPE LOCATION ONLY. REFER TO SPECIFIC MARK ELEVATIONS FOR SIZE REFERENCE DIMENSIONING, MULLION SPACING, ETC.

**FLOOR PLAN - LEVEL 08 - PART A**

NTS

ARCH. REF.: A09.08A

KEY PLAN



NGMC GAINESVILLE CLINICAL EXP. (LVL 03 - 09)

743 SPRING ST NE  
GAINESVILLE, GA 30501

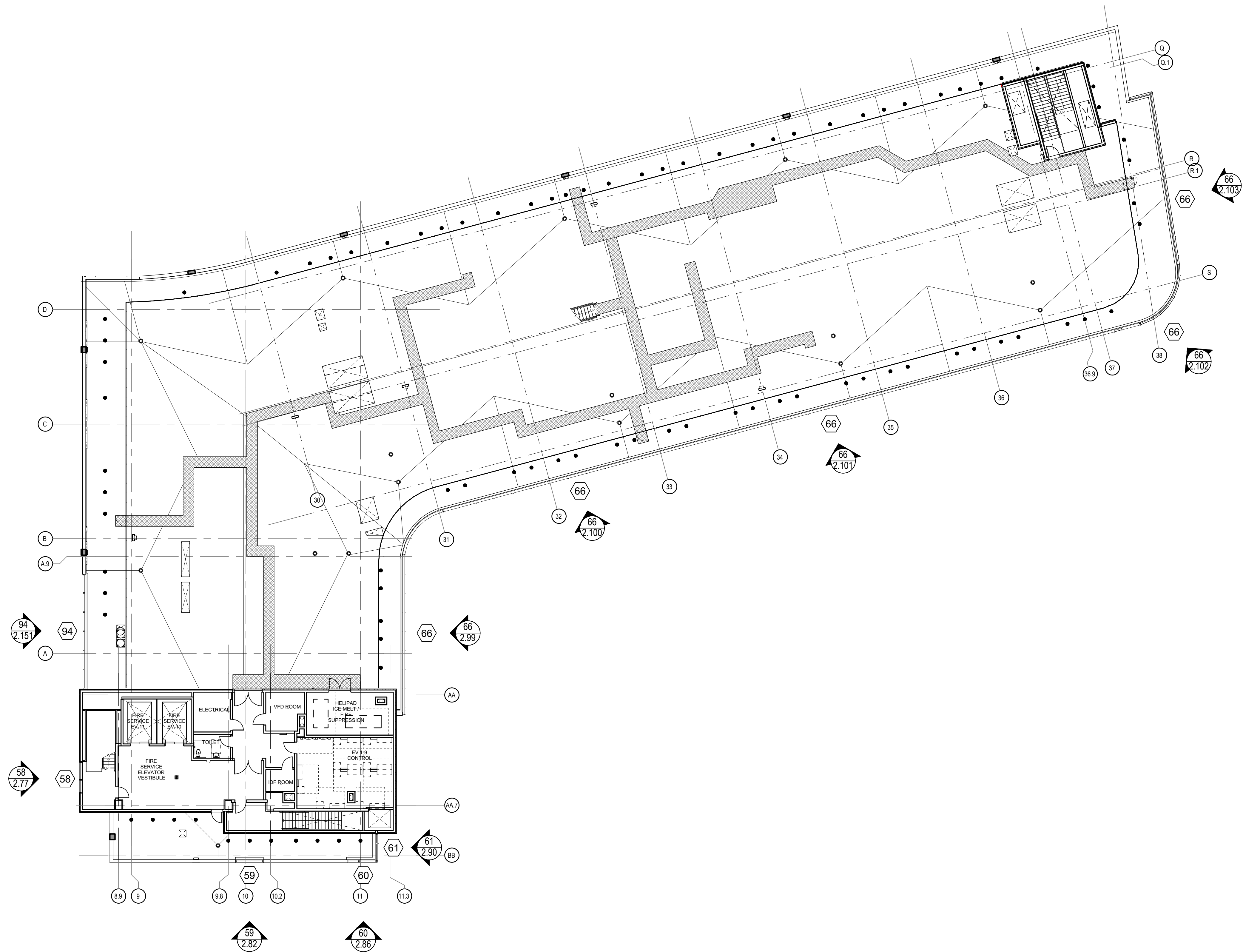


JOB # 21-012

DRAWN BY: _RA	DATE: _10.12.22
CHECKED BY: _JT	DATE: _10.12.22

REV.	DESCRIPTION	DATE
1	ISSUE FOR PERIOD	10.28.22

DRAWING SUBMISSION



**ARCH / G.C. NOTE:**

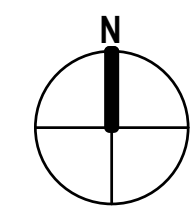
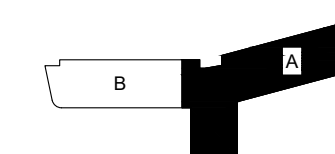
FLOOR PLANS ARE PROVIDED FOR OPENING TYPE LOCATION ONLY. REFER TO SPECIFIC MARK ELEVATIONS FOR SIZE REFERENCE DIMENSIONING, MULLION SPACING, ETC.

**FLOOR PLAN - LEVEL 09 - PART A**

NTS

ARCH. REF.: A09.09A

**KEY PLAN**



**NGMC GAINESVILLE CLINICAL EXP. (LVL 03 - 09)**

743 SPRING ST NE  
GAINESVILLE, GA 30501



JOB # 21-012


DRAWN BY: _RA	DATE: _10.12.22
CHECKED BY: _JT	DATE: _10.12.22

**1.12**

REV.	DESCRIPTION	DATE
△	1ST REVISION	12.28.22

DRAWING SUBMISSION





**BUILDING ELEVATION - SE VIEW**

NTS ARCH. REF.: A00.02

**ARCH / G.C. NOTE:**

FLOOR PLANS ARE PROVIDED FOR OPENING TYPE LOCATION ONLY. REFER TO SPECIFIC MARK ELEVATIONS FOR SIZE REFERENCE DIMENSIONING, MULLION SPACING, ETC.


REV.	DESCRIPTION	DATE
1	1ST REVISION	10.28.22

**NGMC GAINESVILLE CLINICAL EXP. (LVL 03 - 09)**  
 743 SPRING ST NE  
 GAINESVILLE, GA 30501



JOB # 21-012	
DRAWN BY: RA	DATE: 10.12.22
CHECKED BY: JT	DATE: 10.12.22





**ARCH / G.C. NOTE:**

FLOOR PLANS ARE PROVIDED FOR OPENING TYPE LOCATION ONLY. REFER TO SPECIFIC MARK ELEVATIONS FOR SIZE REFERENCE DIMENSIONING, MULLION SPACING, ETC.

**BUILDING ELEVATION - SW VIEW**

NTS

ARCH. REF.: A00.05

NGMC GAINESVILLE CLINICAL EXP. (LVL 03 - 09)  
 743 SPRING ST NE  
 GAINESVILLE, GA 30501

REV.	DESCRIPTION	DATE
1	ISSUE FOR PERMIT	10.28.22

DRAWING SUBMISSION



JOB # 21-012

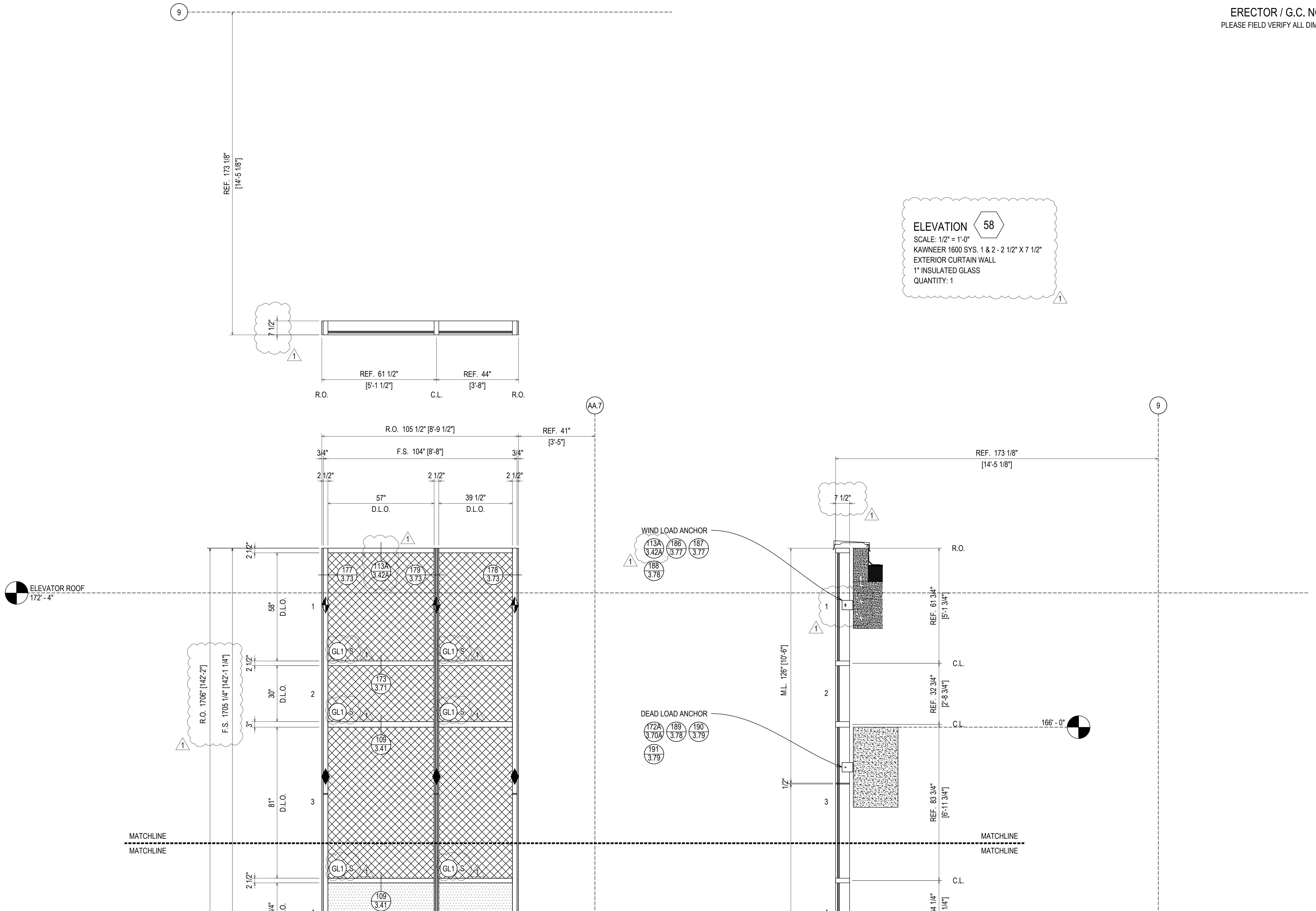
DRAWN BY:	DATE:
RA	10.12.22
CHECKED BY:	DATE:
JT	10.12.22




ERECTOR / G.C. NOTE:  
PLEASE FIELD VERIFY ALL DIMENSIONS

REV	DESCRIPTION	DATE
1	1ST REVISION	02.28.22
NO	DESCRIPTION	
	DRAWING SUBMISSION	

**ELEVATION 58**  
SCALE: 1/2" = 1'-0"  
KAWNEER 1600 SYS. 1 & 2 - 2 1/2" X 7 1/2"  
EXTERIOR CURTAIN WALL  
1" INSULATED GLASS  
QUANTITY: 1



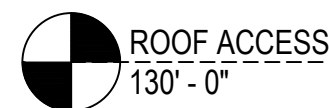
**NGMC GAINESVILLE CLINICAL EXP. (LVL 03 - 09)**  
743 SPRING ST NE  
GAINESVILLE, GA 30501



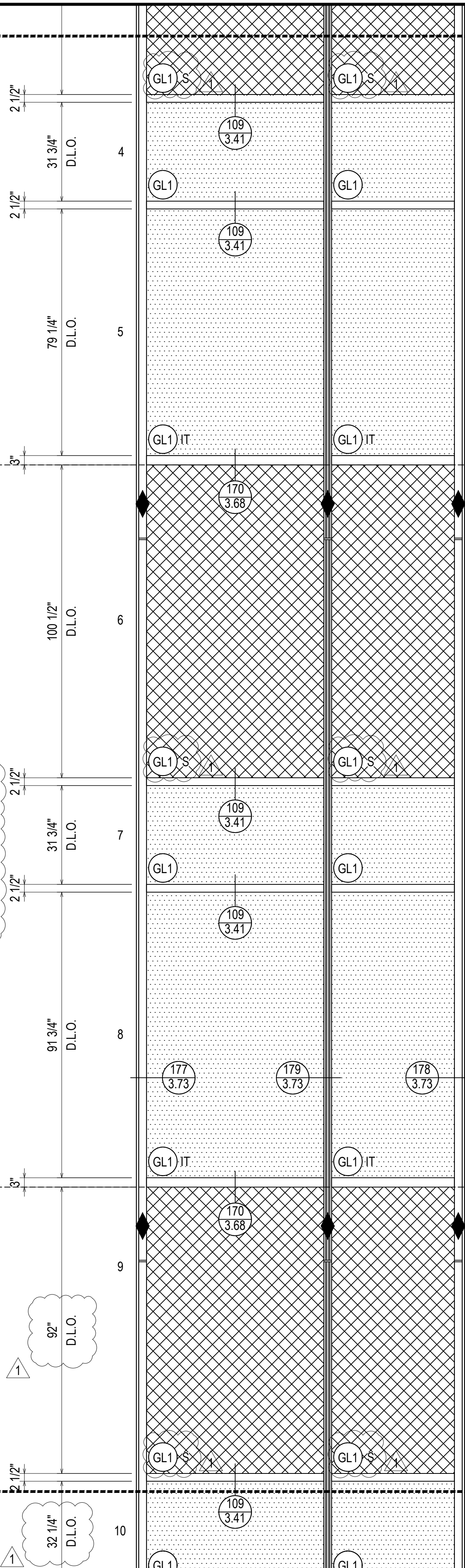
DRAWN BY:	DATE:
RA	09.30.22
CHECKED BY:	DATE:
JT	09.30.22

MATCHLINE  
MATCHLINE

MATCHLINE  
MATCHLINE



R.O. 1706' [142'-2"]  
F.S. 1705 1/4" [142'-1 1/4"]



REF. 41" [3'-5"]

AA.7

EXPANSION SPLICE JOINT

DEAD LOAD ANCHOR  
170 3.68 189 3.78 190 3.79  
191 3.79

EXPANSION SPLICE JOINT

DEAD LOAD ANCHOR  
170 3.68 189 3.78 190 3.79  
191 3.79

M.L. 192 1/2" [16'-0 1/2"]

M.L. 231 1/2" [19'-3 1/2"]

1/2"

1/2"

C.L.  
REF. 34 1/4" [2'-10 1/4"]  
C.L.

REF. 82" [6'-10"]

C.L.

REF. 103 1/4" [8'-7 1/4"]

C.L.  
REF. 34 1/4" [2'-10 1/4"]  
C.L.

REF. 173 1/8" [14'-5 1/8"]

REF. 94 1/2" [7'-10 1/2"]

C.L.

REF. 94 3/4" [7'-10 3/4"]

C.L.  
REF. 34 3/4" [2'-10 3/4"]

ARCH NOTE: PLEASE CONFIRM THE LOCATION OF THIS HORIZONTAL, AS IS IT IS LOCATED 1/2" ABOVE ON CENTER WHEN COMPARED TO FRAMES 59-62.

ELEVATION 58  
SCALE: 1/2" = 1'-0"  
KAWNEER 1600 SYS. 1 & 2 - 2 1/2" X 7 1/2"  
EXTERIOR CURTAIN WALL  
1" INSULATED GLASS  
QUANTITY: 1

MATCHLINE  
MATCHLINE


MATCHLINE  
MATCHLINE

ERECTOR / G.C. NOTE:  
PLEASE FIELD VERIFY ALL DIMENSIONS

DATE	02/23/22
DESCRIPTION	1ST REVISION
REV	NO
DESCRIPTION	DRAWING SUBMISSION

NGMC GAINESVILLE CLINICAL EXP. (LVL 03 - 09)  
743 SPRING ST NE  
GAINESVILLE, GA 30501

GRAHAM-HODGE  
ASSOCIATES INC.

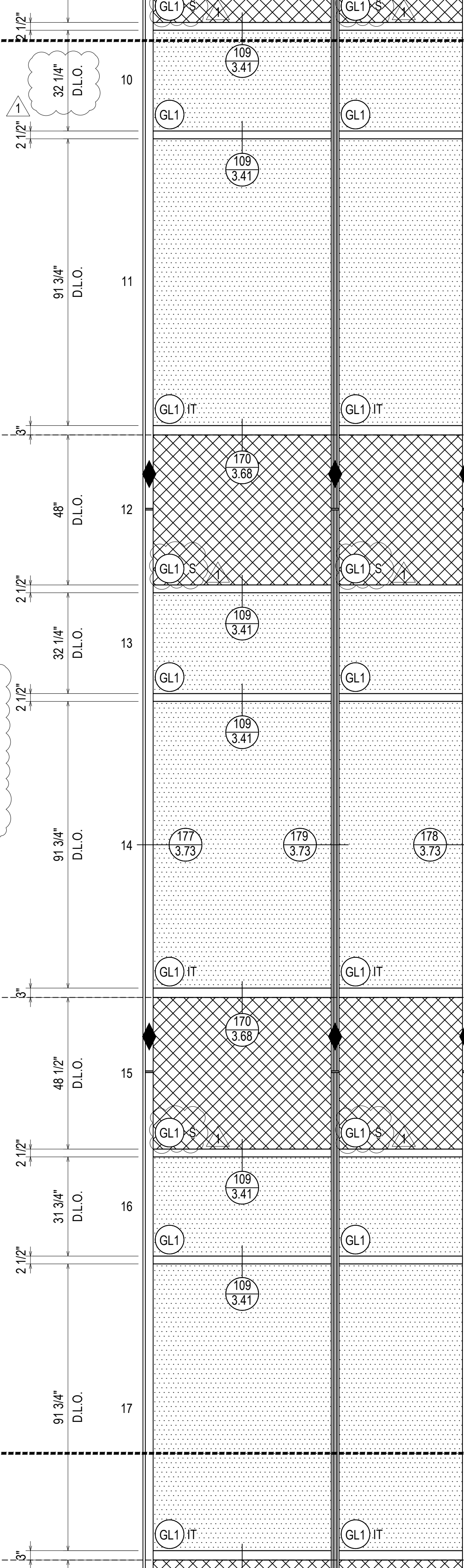


JOB #

DRAWN BY:	DATE:
RA	09/30/22
CHECKED BY:	DATE:
JT	09/30/22

2.75

MATCHLINE  
MATCHLINE



REF. 41" [3'-5"]  
AA.7

EXPANSION SPLICE JOINT

DEAD LOAD ANCHOR

170 3.68   189 3.78   190 3.79  
191 3.79

EXPANSION SPLICE JOINT

DEAD LOAD ANCHOR

170 3.68   189 3.78   190 3.79  
191 3.79

EXPANSION SPLICE JOINT

M.L. 223 1/2" [18'-7 1/2"]

M.L. 179 1/2" [14'-11 1/2"]

M.L. 179 1/2" [14'-11 1/2"]

C.L. MATCHLINE  
MATCHLINE

C.L.

REF. 94 1/2" [7'-10 1/2"]

C.L.

REF. 50 3/4" [4'-2 3/4"]

C.L.

REF. 34 3/4" [2'-10 3/4"]

C.L.

REF. 173 1/8" [14'-5 1/8"]

REF. 94 1/2" [7'-10 1/2"]

C.L.

REF. 51 1/4" [4'-3 1/4"]

C.L.

REF. 34 1/4" [2'-10 1/4"]

C.L.

REF. 94 1/2" [7'-10 1/2"]

C.L.

ERECTOR / G.C. NOTE:  
PLEASE FIELD VERIFY ALL DIMENSIONS

ELEVATION 58

SCALE: 1/2" = 1'-0"

KAWNEER 1600 SYS. 1 & 2 - 2 1/2" X 7 1/2"

EXTERIOR CURTAIN WALL

1" INSULATED GLASS

QUANTITY: 1

ARCH NOTE: PLEASE CONFIRM THE LOCATION OF THIS HORIZONTAL. AS IS IT IS LOCATED 1/2" ABOVE ON CENTER WHEN COMPARED TO FRAMES 59-62.

MATCHLINE  
MATCHLINE

MATCHLINE  
MATCHLINE

LEVEL 08  
111' - 4"

LEVEL 07  
96' - 4"

LEVEL 06  
81' - 4"

REV.	DESCRIPTION	DATE
1	1ST REVISION	02/23/22
NO	DESCRIPTION	
	DRAWING SUBMISSION	

NGMC GAINESVILLE CLINICAL EXP. (LVL 03 - 09)

743 SPRING ST NE

GAINESVILLE, GA 30501

GRAHAM-HODGE ASSOCIATES INC.

JOB #

DRAWN BY:	DATE:
RA	09.30.22
CHECKED BY:	DATE:
JT	09.30.22

2.76



LEVEL 06  
81'-4"

LEVEL 05  
66'-4"

LEVEL 04  
51'-4"

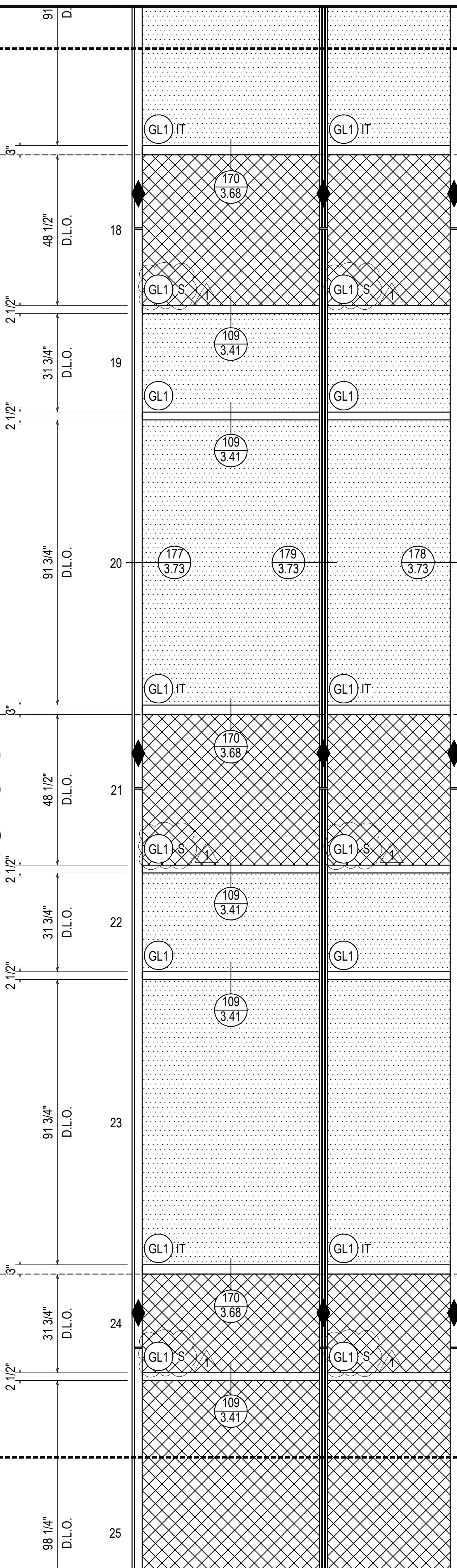
MATCHLINE  
MATCHLINE

MATCHLINE  
MATCHLINE

MATCHLINE  
MATCHLINE

MATCHLINE  
MATCHLINE

R.O. 1706" [142'-2"]  
F.S. 1705 1/4" [142'-1 1/4"]



EXPANSION SPLICE JOINT

DEAD LOAD ANCHOR

EXPANSION SPLICE JOINT

DEAD LOAD ANCHOR

EXPANSION SPLICE JOINT

DEAD LOAD ANCHOR

EXPANSION SPLICE JOINT

DEAD LOAD ANCHOR

EXPANSION SPLICE JOINT

DEAD LOAD ANCHOR

EXPANSION SPLICE JOINT

M.L. 179 1/2" [14'-11 1/2"]

M.L. 179 1/2" [14'-11 1/2"]

REF. 41" [3'-5"]

AA.7

REF. 7'-1"

REF. 51 1/4" [4'-3 1/4"]

REF. 34 1/4" [2'-10 1/4"]

REF. 94 1/2" [7'-10 1/2"]

REF. 51 1/4" [4'-3 1/4"]

REF. 34 1/4" [2'-10 1/4"]

REF. 94 1/2" [7'-10 1/2"]

REF. 34 1/2" [2'-10 1/2"]

REF. 100 3/4" [8'-4 3/4"]

C.L.

C.L.

C.L.

REF. 173 1/8" [14'-5 1/8"]

C.L.

C.L.

C.L.

C.L.

C.L.

MATCHLINE  
MATCHLINE

ARCH NOTE: PLEASE CONFIRM THE LOCATION OF THIS HORIZONTAL. AS IS IT IS LOCATED 1/2" ABOVE ON CENTER WHEN COMPARED TO FRAMES 59-62.

ELEVATION 58  
SCALE: 1/2" = 1'-0"  
KAWNEER 1600 SYS. 1 & 2 - 2 1/2" X 7 1/2"  
EXTERIOR CURTAIN WALL  
1" INSULATED GLASS  
QUANTITY: 1

ERECTOR / G.C. NOTE:  
PLEASE FIELD VERIFY ALL DIMENSIONS

REV	DESCRIPTION	DATE
1	1ST REVISION	02/23/22
NO	DESCRIPTION	DRAWING SUBMISSION

NGMC GAINESVILLE CLINICAL EXP. (LVL 03 - 09)  
743 SPRING ST NE  
GAINESVILLE, GA 30501



JOB #

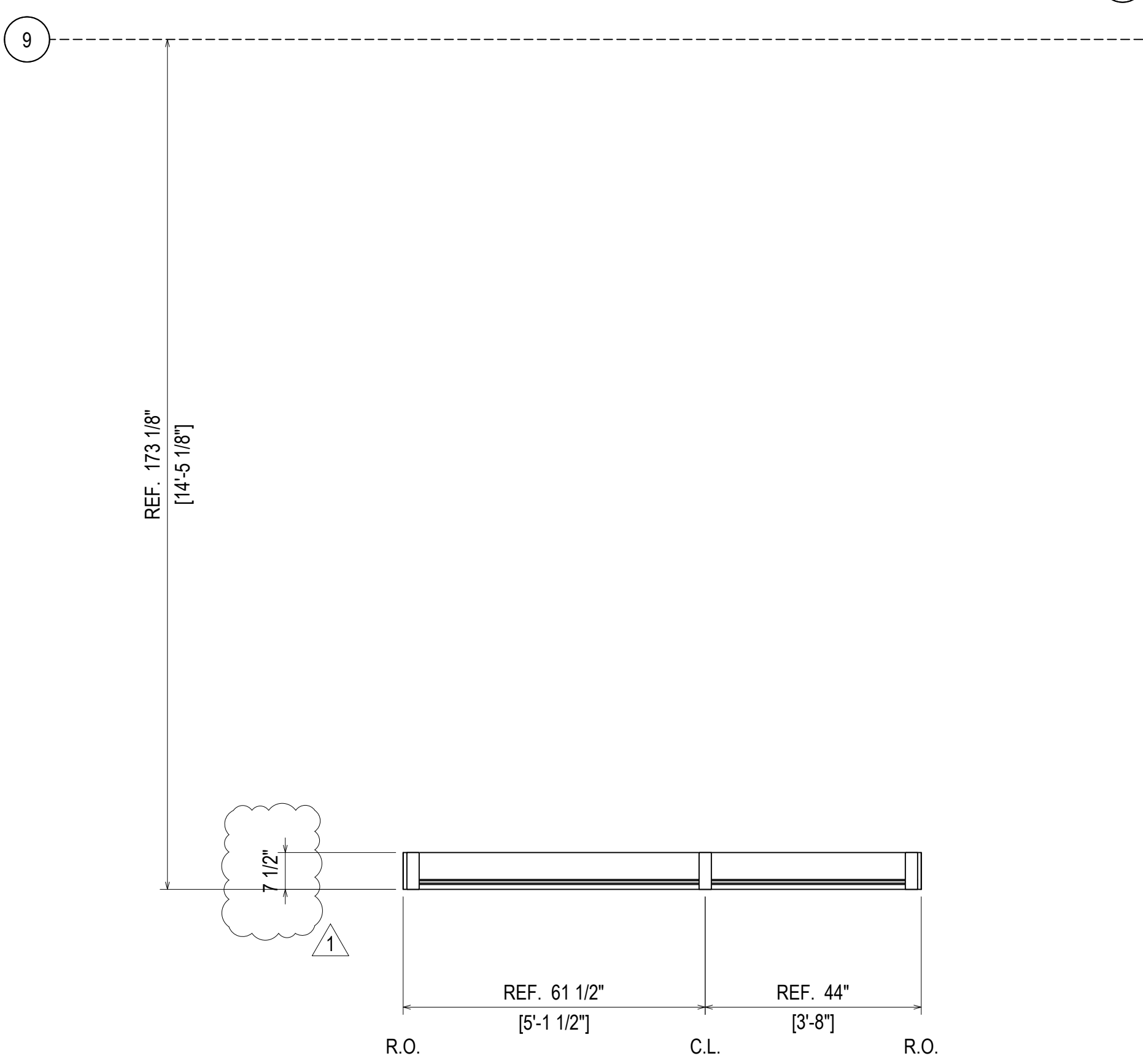
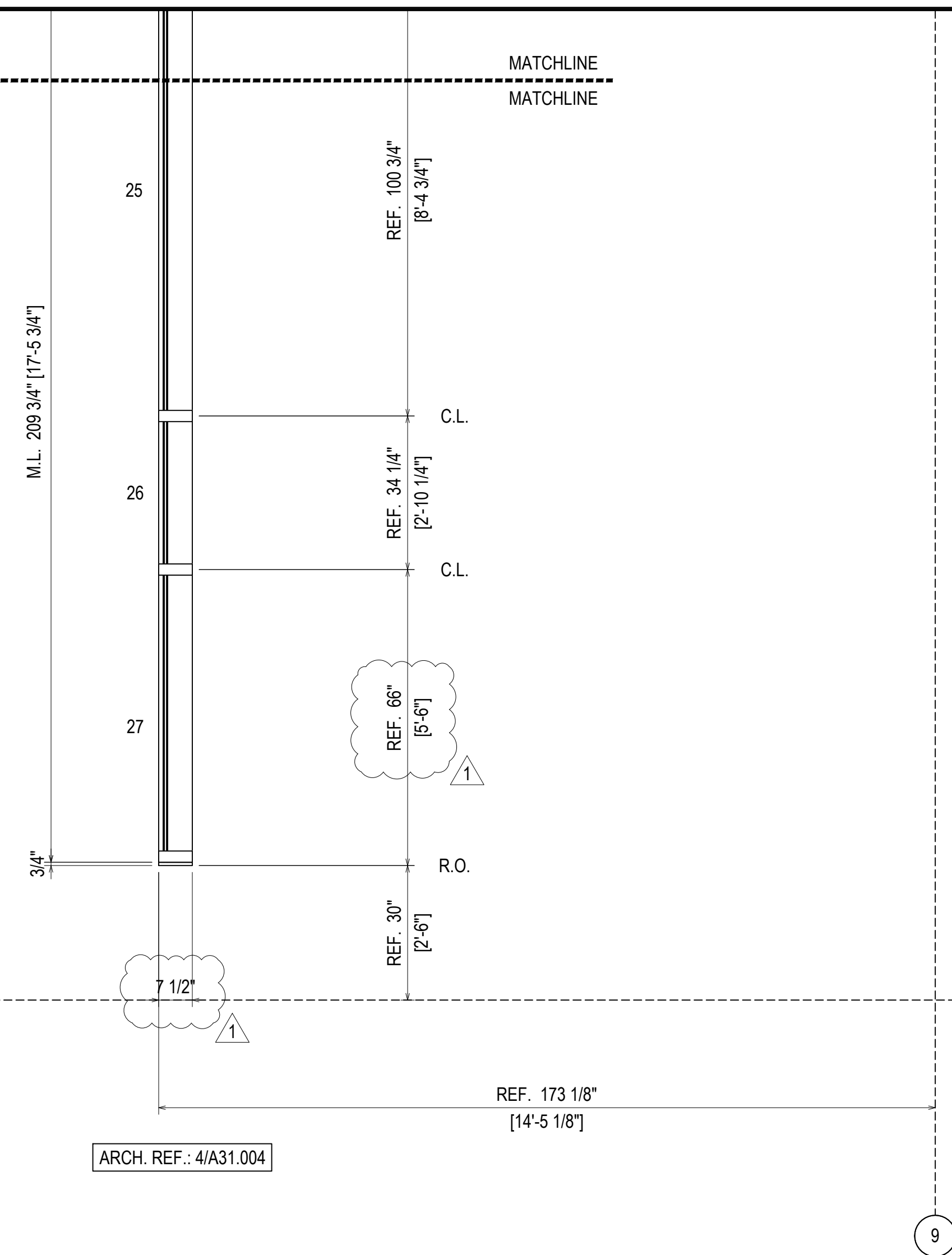
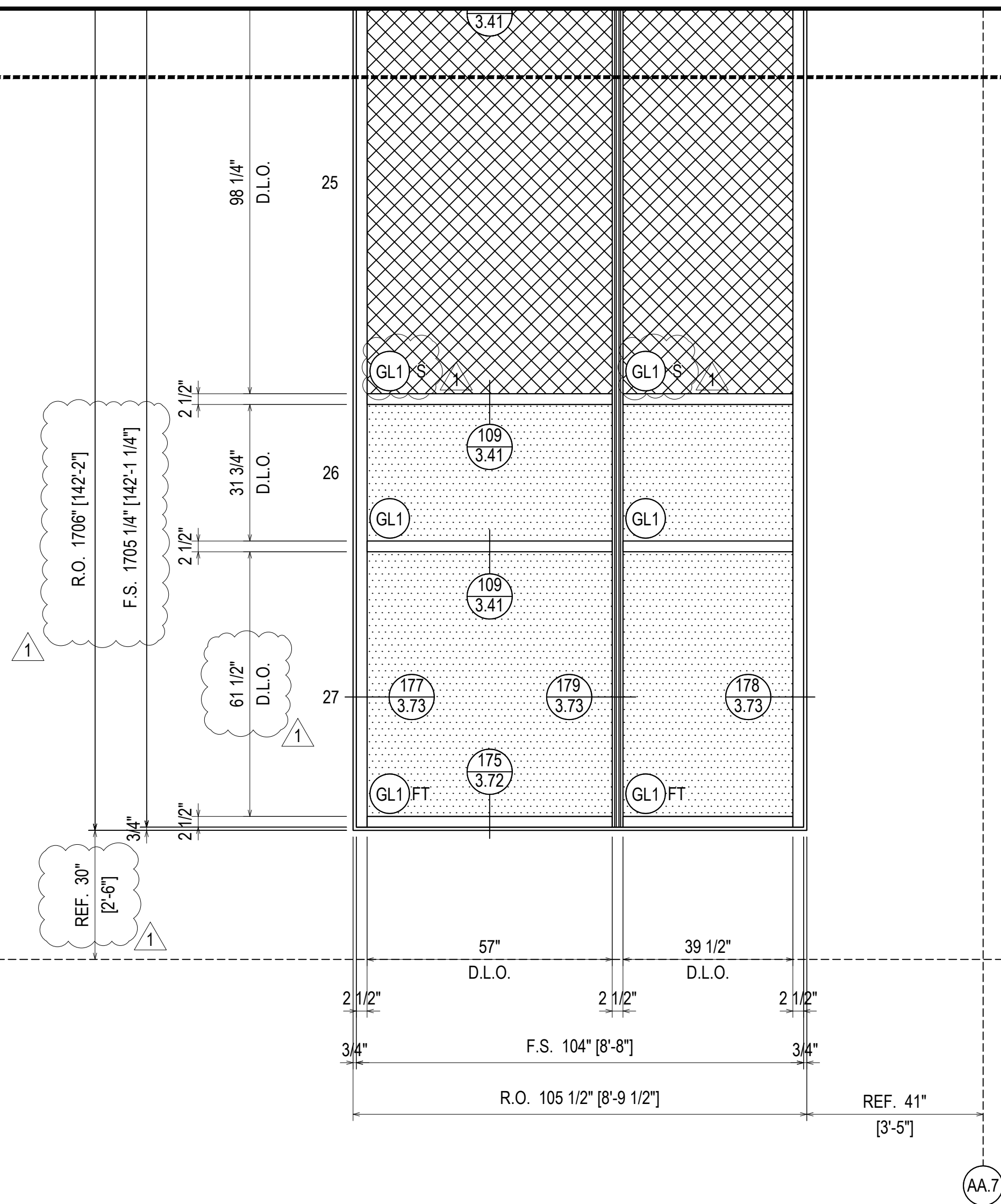
DRAWN BY: _RA_	DATE: _09.30.22_
CHECKED BY: _JT_	DATE: _09.30.22_

2.77

MATCHLINE  
MATCHLINE

MATCHLINE  
MATCHLINE


ERECTOR / G.C. NOTE:  
PLEASE FIELD VERIFY ALL DIMENSIONS



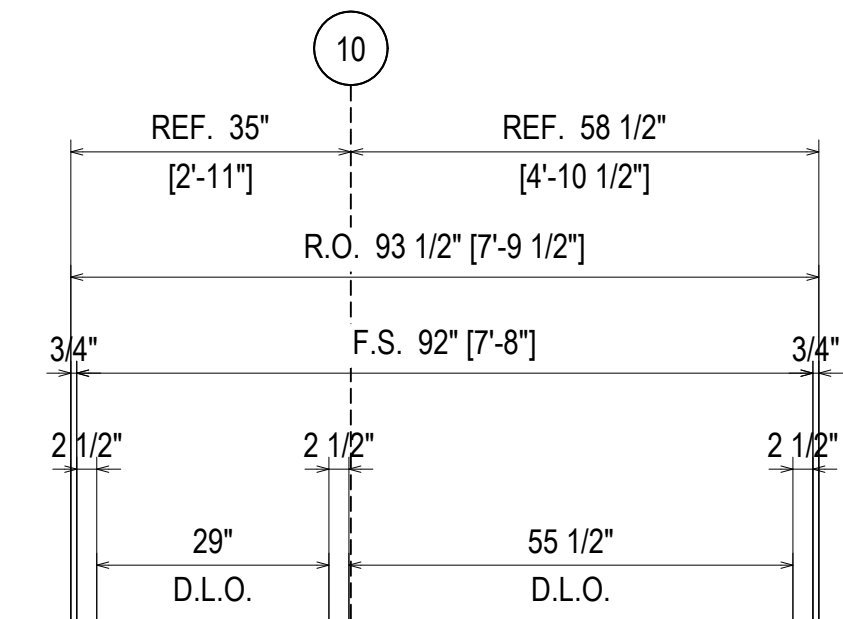
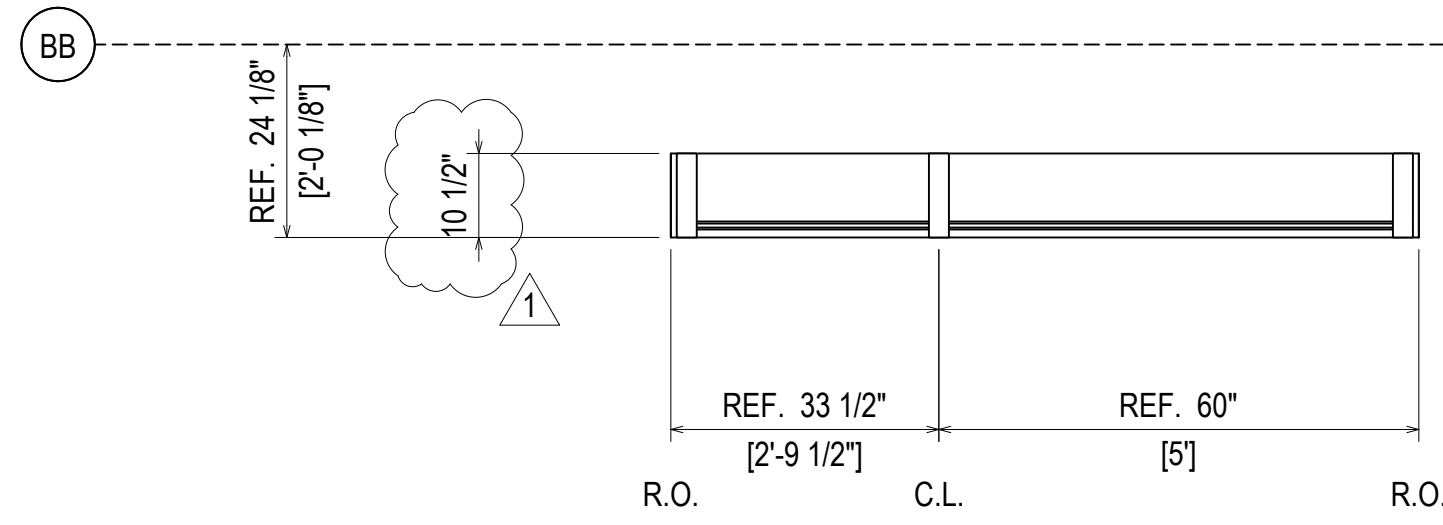
**ELEVATION 58**  
 SCALE: 1/2" = 1'-0"  
 KAWNEER 1600 SYS. 1 & 2 - 2 1/2" X 7 1/2"  
 EXTERIOR CURTAIN WALL  
 1" INSULATED GLASS  
 QUANTITY: 1

REV	DESCRIPTION	DATE
1	1ST REVISION	02.28.22
NO	DESCRIPTION	
	DRAWING SUBMISSION	

**NGMC GAINESVILLE CLINICAL EXP. (LVL 03 - 09)**  
 743 SPRING ST NE  
 GAINESVILLE, GA 30501



DRAWN BY: _RA_	DATE: _09.30.22_
CHECKED BY: _JT_	DATE: _09.30.22_



**ELEVATION 59**  
 SCALE: 1/2" = 1'-0"  
 KAWNEER 1600 SYS. 1 & 2 - 2 1/2" X 7 1/2"  
 EXTERIOR CURTAIN WALL  
 1" INSULATED GLASS  
 QUANTITY: 1

ROOF ACCESS  
 130'-0"

LEVEL 08  
 111'-4"

MATCHLINE  
 MATCHLINE

MATCHLINE  
 MATCHLINE

WIND LOAD ANCHOR  
 171 (3.69) 192 (3.80) 193 (3.80)  
 188 (3.78)

DEAD LOAD ANCHOR  
 172 (3.70) 192 (3.80) 193 (3.80)  
 189 (3.78)  
 EXPANSION SPLICE JOINT

ERECTOR / G.C. NOTE:  
 PLEASE FIELD VERIFY ALL DIMENSIONS

REV.	DESCRIPTION	DATE
1	1ST REVISION	02.28.22
NO	DESCRIPTION	
	DRAWING SUBMISSION	

**NGMC GAINESVILLE CLINICAL EXP. (LVL 03 - 09)**  
 743 SPRING ST NE  
 GAINESVILLE, GA 30501

**GRAHAM-HODGE ASSOCIATES INC.**

JOB #

DRAWN BY: _RA	DATE: _09.30.22
CHECKED BY: _JT	DATE: _09.30.22

LEVEL 08  
111'-4"

LEVEL 07  
96'-4"

LEVEL 06  
81'-4"

MATCHLINE  
MATCHLINE

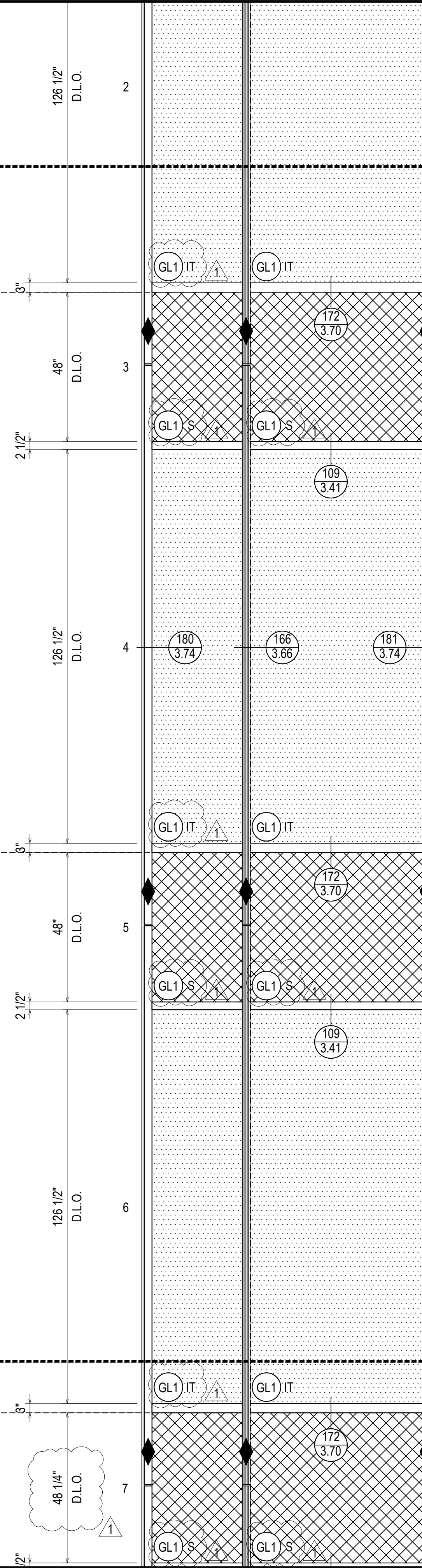
MATCHLINE  
MATCHLINE

MATCHLINE  
MATCHLINE

MATCHLINE  
MATCHLINE

R.O. 1230' [102'-6"]

F.S. 1229 1/4" [102'-5 1/4"]



DEAD LOAD ANCHOR  
 172 192 193  
 3.70 3.80 3.80  
 189  
 3.78  
 EXPANSION SPLICE JOINT

DEAD LOAD ANCHOR  
 172 192 193  
 3.70 3.80 3.80  
 189  
 3.78  
 EXPANSION SPLICE JOINT

DEAD LOAD ANCHOR  
 172 192 193  
 3.70 3.80 3.80  
 189  
 3.78  
 EXPANSION SPLICE JOINT

M.L. 179 1/2" [14'-11 1/2"]

M.L. 179 1/2" [14'-11 1/2"]

REF. 129 1/4"  
[10'-9 1/4"]

REF. 50 3/4"  
[4'-2 3/4"]

REF. 129 1/4"  
[10'-9 1/4"]

REF. 50 3/4"  
[4'-2 3/4"]

REF. 129 1/4"  
[10'-9 1/4"]

REF. 50 3/4"  
[4'-2 3/4"]

ERECTOR / G.C. NOTE:  
PLEASE FIELD VERIFY ALL DIMENSIONS

ELEVATION 59  
 SCALE: 1/2" = 1'-0"  
 KAWNEER 1600 SYS. 1 & 2 - 2 1/2" X 7 1/2"  
 EXTERIOR CURTAIN WALL  
 1" INSULATED GLASS  
 QUANTITY: 1

REV	DESCRIPTION	DATE
1	1ST REVISION	02.28.22
NO	DESCRIPTION	
	DRAWING SUBMISSION	

NGMC GAINESVILLE CLINICAL EXP. (LVL 03 - 09)  
 743 SPRING ST NE  
 GAINESVILLE, GA 30501

GRAHAM-HODGE  
 ASSOCIATES INC.  
 JOB #

DRAWN BY: _RA	DATE: _09.30.22
CHECKED BY: _JT	DATE: _09.30.22

LEVEL 06  
81'-4"

LEVEL 05  
66'-4"

LEVEL 04  
51'-4"

MATCHLINE  
MATCHLINE

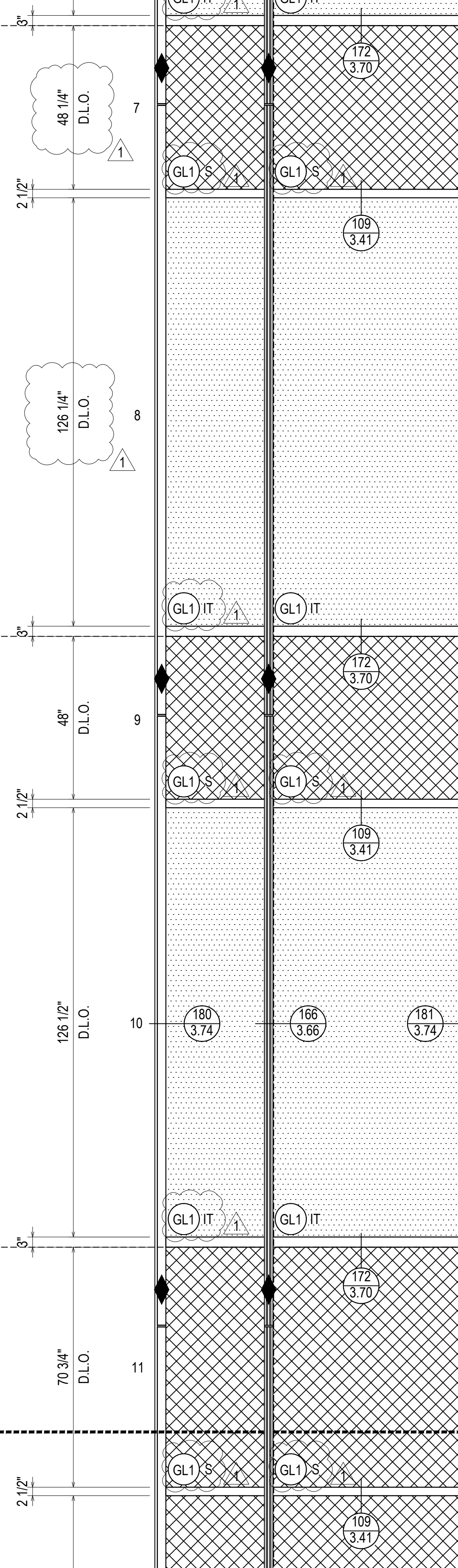
MATCHLINE  
MATCHLINE

MATCHLINE  
MATCHLINE

MATCHLINE  
MATCHLINE

R.O. 1230" [102'-6"]

F.S. 1229 1/4" [102'-5 1/4"]



DEAD LOAD ANCHOR  
 172 192 193  
 3.70 3.80 3.80  
 189  
 3.78  
 EXPANSION SPLICE JOINT

DEAD LOAD ANCHOR  
 172 192 193  
 3.70 3.80 3.80  
 189  
 3.78  
 EXPANSION SPLICE JOINT

DEAD LOAD ANCHOR  
 172 192 193  
 3.70 3.80 3.80  
 189  
 3.78  
 EXPANSION SPLICE JOINT

REF. 50 3/4"  
 [4'-2 3/4"]

REF. 129 1/4"  
 [10'-9 1/4"]

REF. 50 3/4"  
 [4'-2 3/4"]

REF. 129 1/4"  
 [10'-9 1/4"]


REF. 73 1/2"  
 [6'-1 1/2"]

ELEVATION 59  
 SCALE: 1/2" = 1'-0"  
 KAWNEER 1600 SYS. 1 & 2 - 2 1/2" X 7 1/2"  
 EXTERIOR CURTAIN WALL  
 1" INSULATED GLASS  
 QUANTITY: 1

ERECTOR / G.C. NOTE:  
 PLEASE FIELD VERIFY ALL DIMENSIONS

REV.	DESCRIPTION	DATE
1	1ST REVISION	02.28.22
NO	DESCRIPTION	
NO	DRAWING SUBMISSION	

NGMC GAINESVILLE CLINICAL EXP. (LVL 03 - 09)  
 743 SPRING ST NE  
 GAINESVILLE, GA 30501



DRAWN BY: _RA	DATE: _09.30.22
CHECKED BY: _JT	DATE: _09.30.22



LEVEL 04  
51'-4"

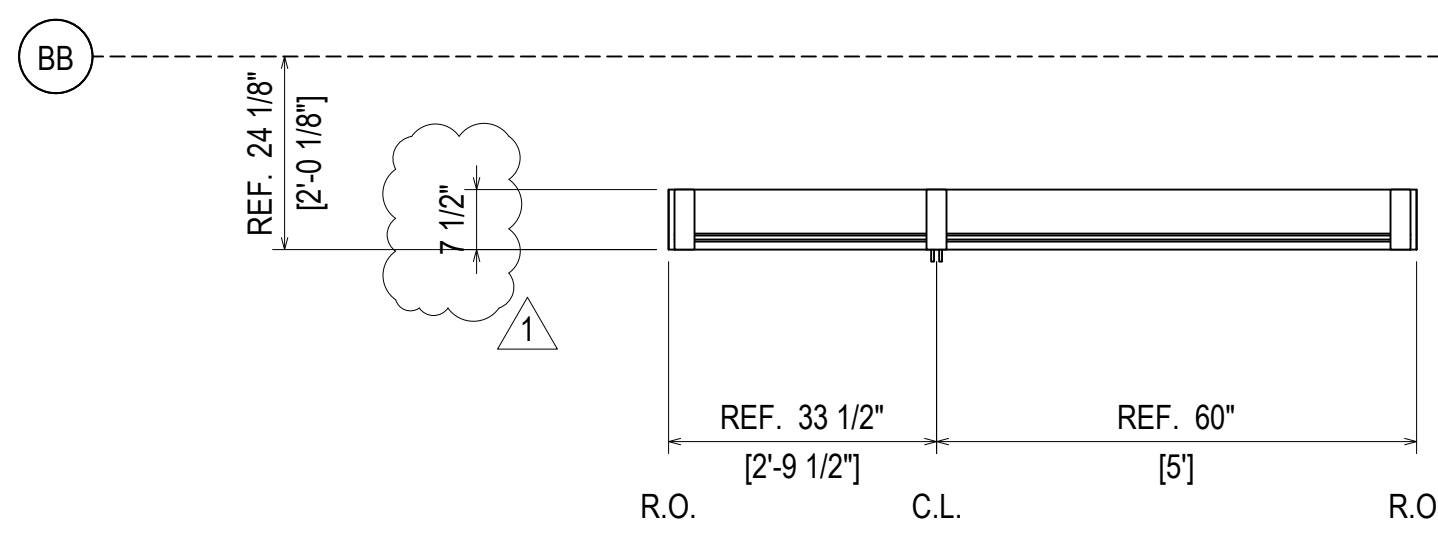
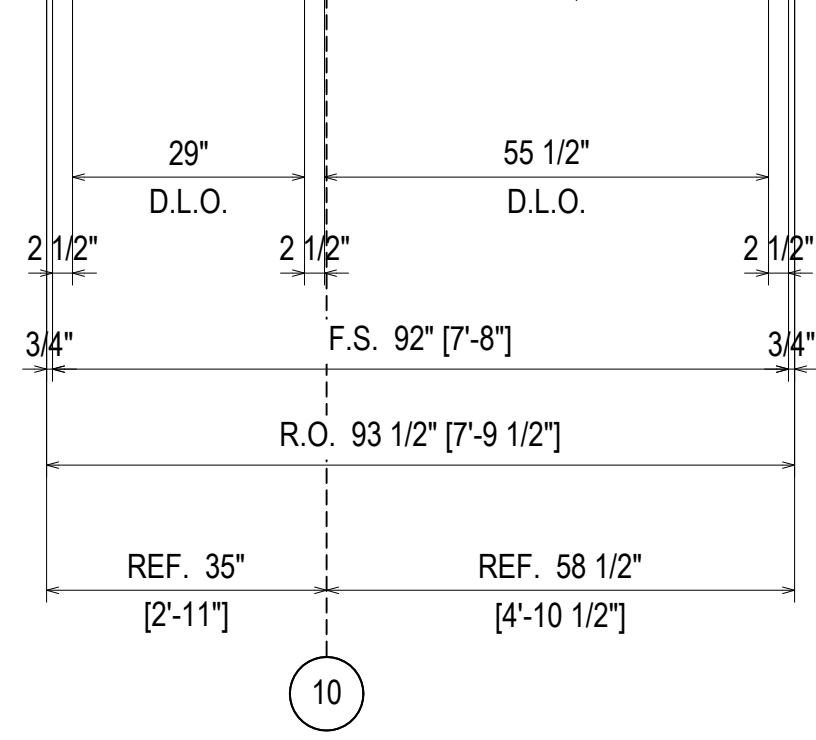
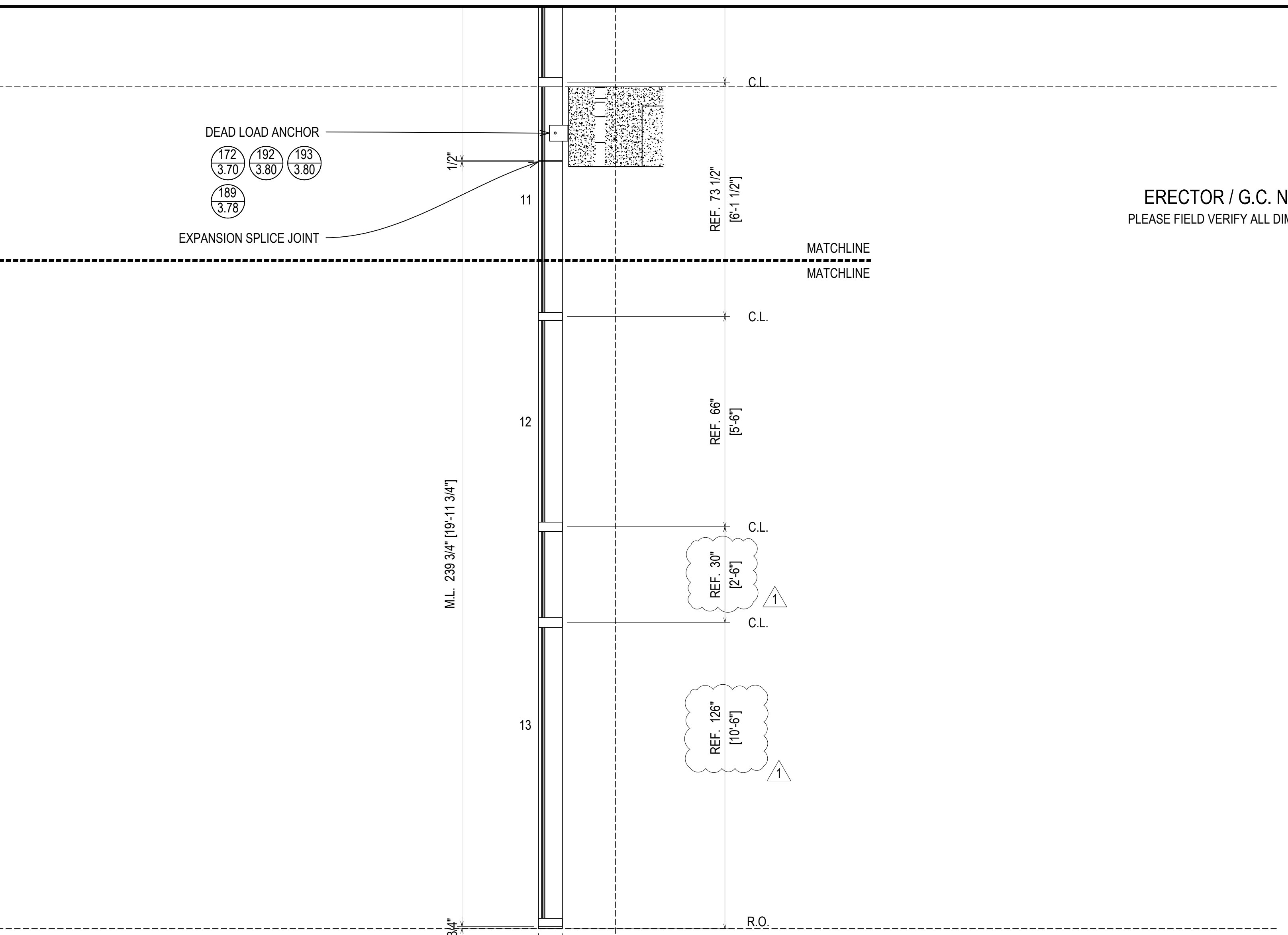
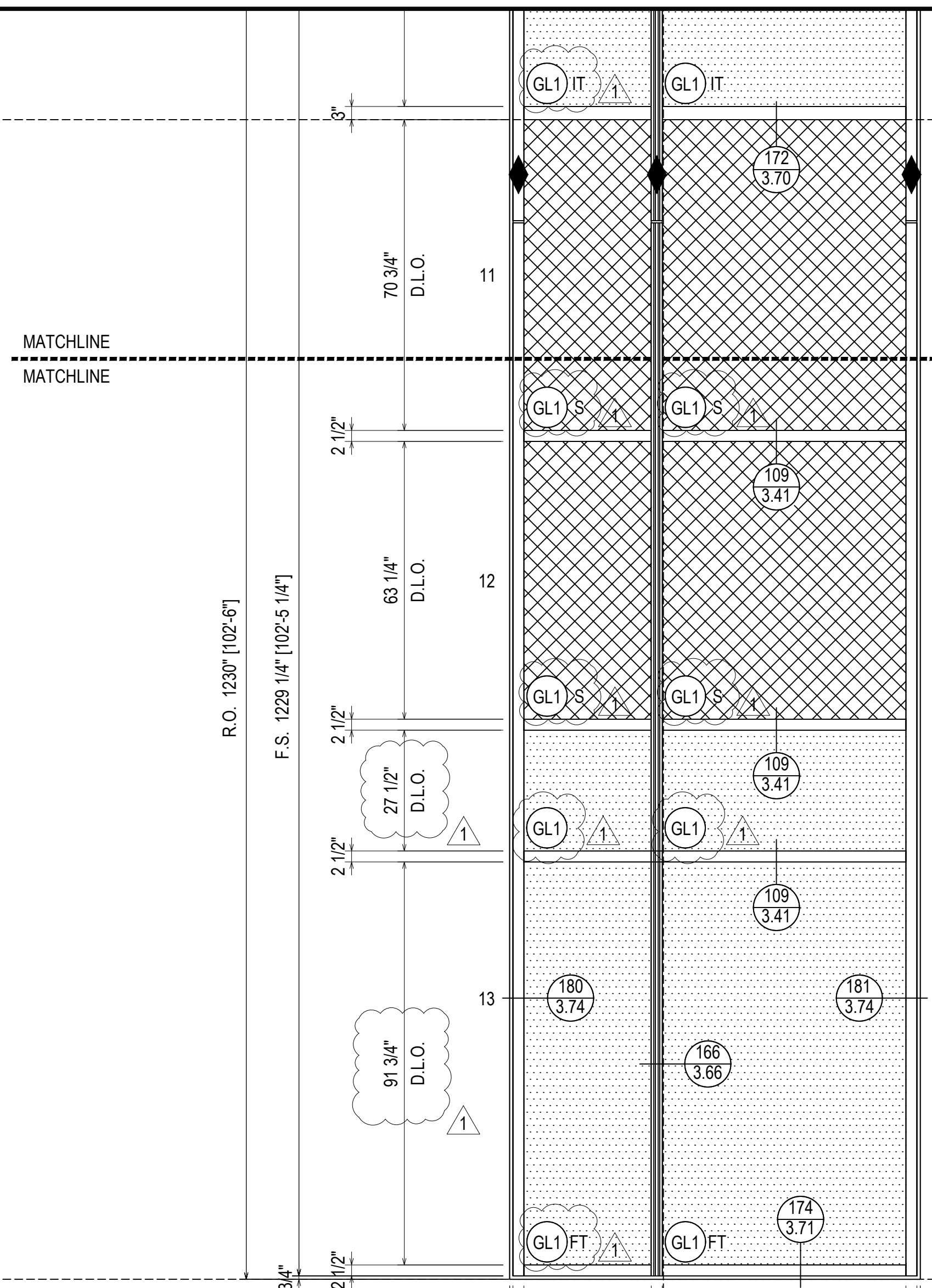
LEVEL 03  
29'-4"

MATCHLINE  
MATCHLINE

MATCHLINE  
MATCHLINE

DEAD LOAD ANCHOR  
EXPANSION SPLICE JOINT

ERECTOR / G.C. NOTE:  
PLEASE FIELD VERIFY ALL DIMENSIONS

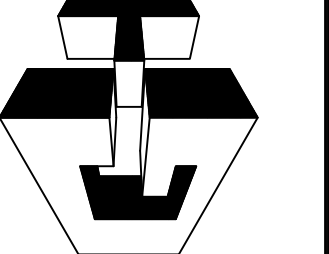


ELEVATION 59  
SCALE: 1/2" = 1'-0"  
KAWNEER 1600 SYS. 1 & 2 - 2 1/2" X 7 1/2"  
EXTERIOR CURTAIN WALL  
1" INSULATED GLASS  
QUANTITY: 1

REV.	DESCRIPTION	DATE
1	1ST REVISION	02.28.22
NO	DESCRIPTION	
	DRAWING SUBMISSION	

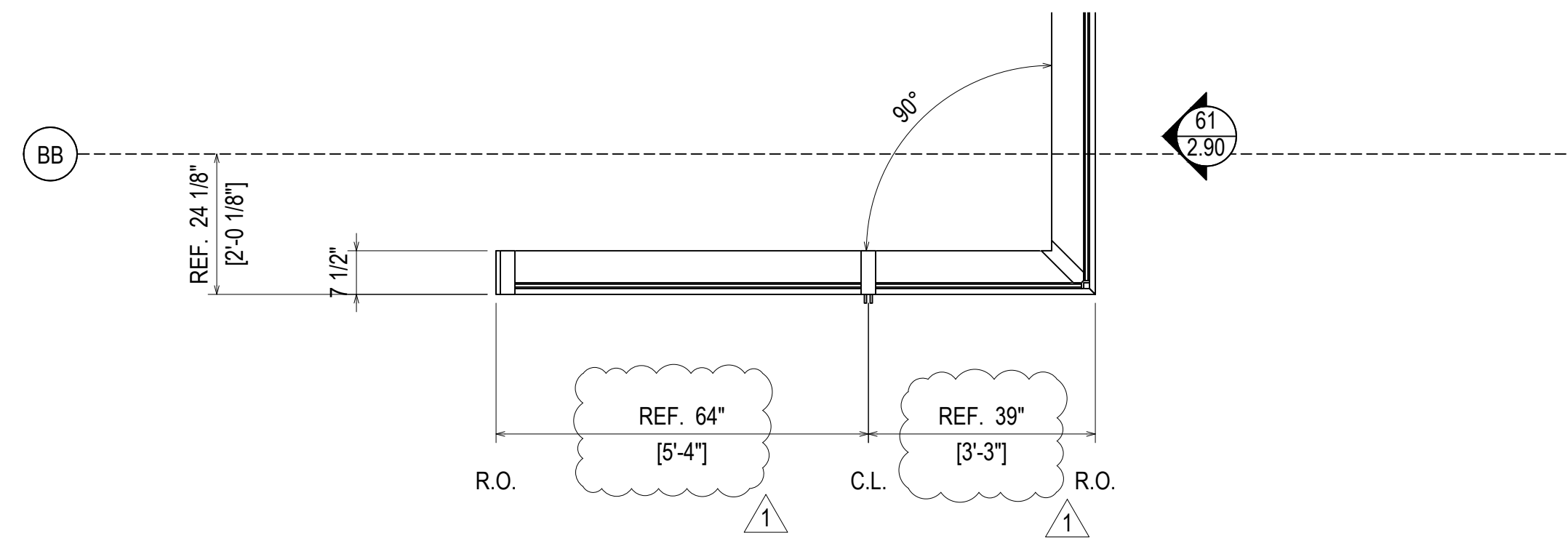
NGMC GAINESVILLE CLINICAL EXP. (LVL 03 - 09)  
743 SPRING ST NE  
GAINESVILLE, GA 30501

GRAHAM-HODGE  
ASSOCIATES INC.

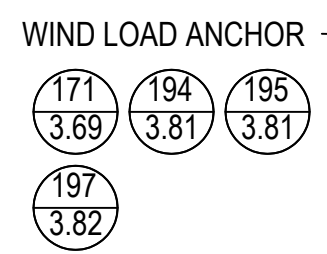
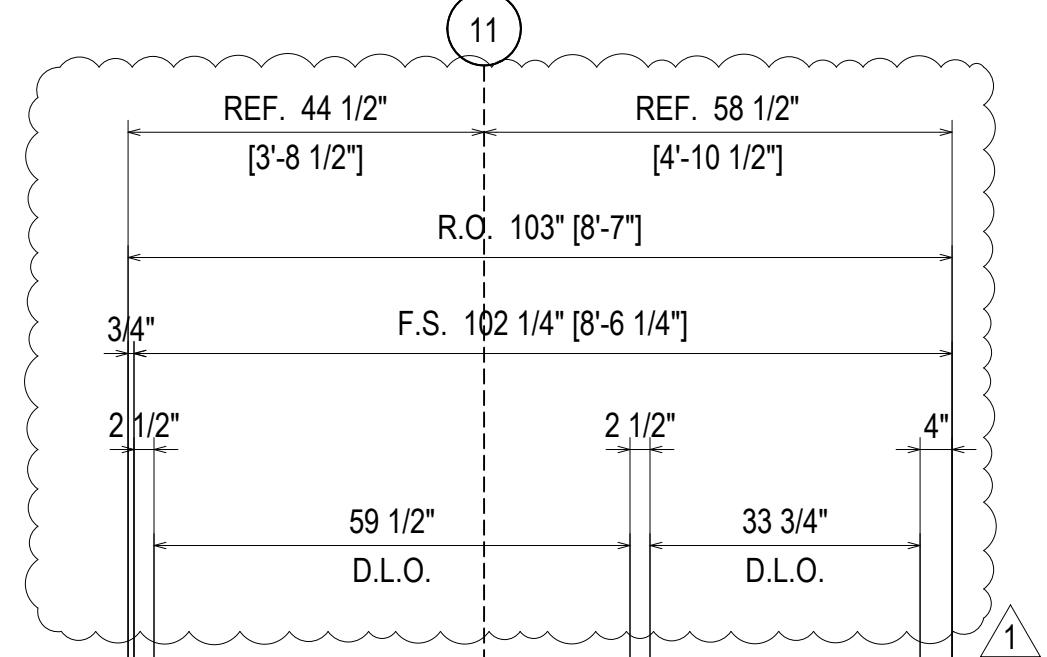


JOB #

DRAWN BY:	DATE:
RA	09.30.22
CHECKED BY:	DATE:
JT	09.30.22



**ELEVATION 60**  
 SCALE: 1/2" = 1'-0"  
 KAWNEER 1600 SYS. 1 & 2 - 2 - 2 1/2" X 7 1/2"  
 EXTERIOR CURTAIN WALL  
 1" INSULATED GLASS  
 QUANTITY: 1



MATCHLINE  
MATCHLINE


MATCHLINE  
MATCHLINE

ERECTOR / G.C. NOTE:  
PLEASE FIELD VERIFY ALL DIMENSIONS

REV.	DESCRIPTION	DATE
1	1ST REVISION	02.28.22
NO	DESCRIPTION	
	DRAWING SUBMISSION	

**NGMC GAINESVILLE CLINICAL EXP. (LVL 03 - 09)**  
 743 SPRING ST NE  
 GAINESVILLE, GA 30501

**GRAHAM-HODGE**  
 ASSOCIATES INC.



JOB #

DRAWN BY: _RA	DATE: _09.30.22
CHECKED BY: _JT	DATE: _09.30.22

**2.83**

LEVEL 08  
111'-4"

LEVEL 07  
96'-4"

LEVEL 06  
81'-4"

MATCHLINE  
MATCHLINE

MATCHLINE  
MATCHLINE

MATCHLINE  
MATCHLINE

MATCHLINE  
MATCHLINE

R.O. 1230" [102'-6"]

F.S. 1229 1/4" [102'-5 1/4"]

126 1/2" D.L.O. 2

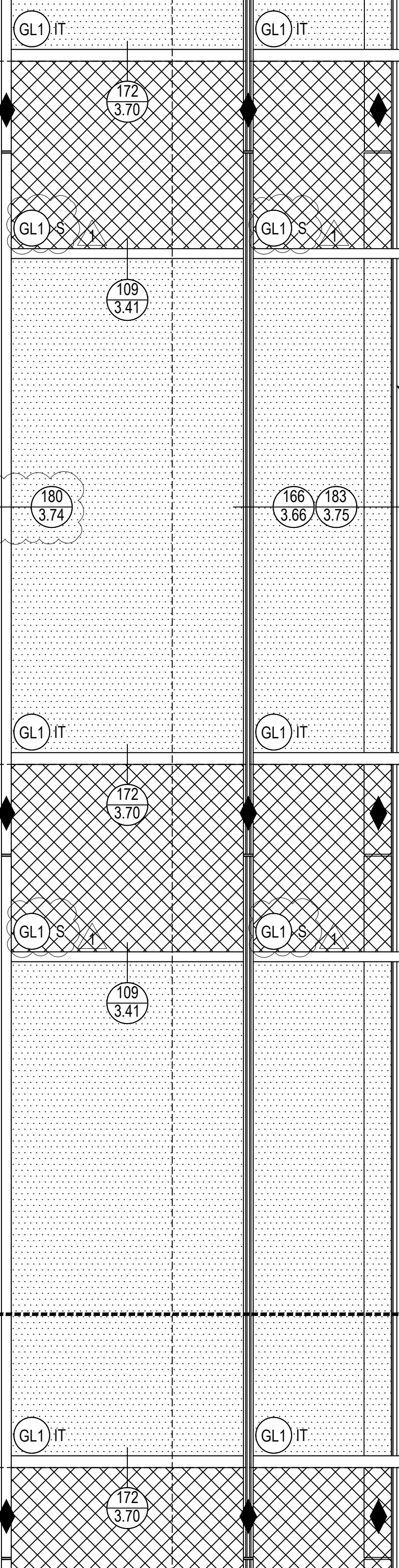
48" D.L.O. 3

126 1/2" D.L.O. 4

48" D.L.O. 5

126 1/2" D.L.O. 6

48" D.L.O. 7



M.L. 269" [22'-4 1/2"]

M.L. 179 1/2" [14'-11 1/2"]

M.L. 179 1/2" [14'-11 1/2"]

1/2"

REF. 129 1/4" [10'-9 1/4"]

REF. 50 3/4" [4'-2 3/4"]

REF. 129 1/4" [10'-9 1/4"]

REF. 50 3/4" [4'-2 3/4"]

REF. 129 1/4" [10'-9 1/4"]

50 3/4" [4'-2 3/4"]

ERECTOR / G.C. NOTE:  
PLEASE FIELD VERIFY ALL DIMENSIONS

ELEVATION 60

SCALE: 1/2" = 1'-0"

KAWNEER 1600 SYS. 1 & 2 - 2 1/2" X 7 1/2"

EXTERIOR CURTAIN WALL

1" INSULATED GLASS

QUANTITY: 1

REV	DESCRIPTION	DATE
1	1ST REVISION	02.28.22
NO	DESCRIPTION	
	DRAWING SUBMISSION	

NGMC GAINESVILLE CLINICAL EXP. (LVL 03 - 09)

743 SPRING ST NE

GAINESVILLE, GA 30501

GRAHAM-HODGE ASSOCIATES INC.

JOB #

DRAWN BY:	DATE:
RA	09.30.22
CHECKED BY:	DATE:
JT	09.30.22





LEVEL 06  
81'-4"



LEVEL 05  
66'-4"



LEVEL 04  
51'-4"

MATCHLINE  
MATCHLINE

R.O. 1230" [102'-6"]

F.S. 1229 1/4" [102'-5 1/4"]

126 1/2"  
D.L.O. 6

3"

2 1/2"

48"  
D.L.O. 7

3"

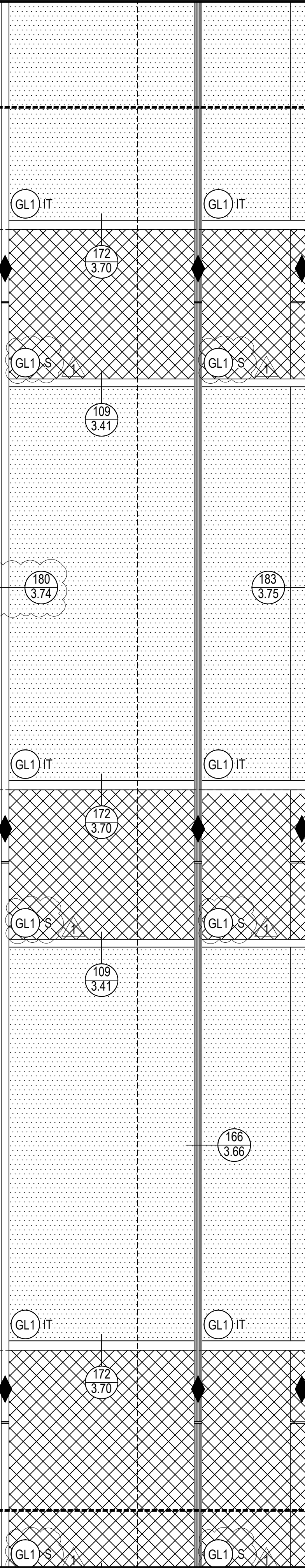
2 1/2"

126 1/2"  
D.L.O. 10

3"

70 3/4"  
D.L.O. 11

MATCHLINE  
MATCHLINE

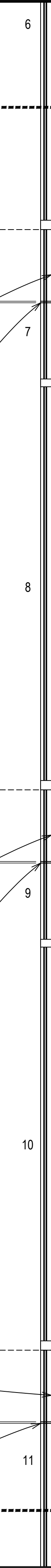


M.L. 179 1/2" [14'-11 1/2"]

M.L. 179 1/2" [14'-11 1/2"]

M.L. 179 1/2" [14'-11 1/2"]

M.L. 179 1/2" [14'-11 1/2"]



REF. 129 1/4"  
[10'-9 1/4"]

REF. 129 1/4"  
[10'-9 1/4"]

REF. 129 1/4"  
[10'-9 1/4"]

REF. 73 1/2"  
[6'-1 1/2"]

C.L.

C.L.

C.L.

C.L.

C.L.

C.L.

MATCHLINE  
MATCHLINE

ELEVATION 60

SCALE: 1/2" = 1'-0"

KAWNEER 1600 SYS. 1 & 2-2 1/2" X 7 1/2"

EXTERIOR CURTAIN WALL

1" INSULATED GLASS

QUANTITY: 1

ERECTOR / G.C. NOTE:  
PLEASE FIELD VERIFY ALL DIMENSIONS

REV.	DESCRIPTION	DATE
1	1ST REVISION	02.28.22
NO	DESCRIPTION	
	DRAWING SUBMISSION	

NGMC GAINESVILLE CLINICAL EXP. (LVL 03 - 09)

743 SPRING ST NE

GAINESVILLE, GA 30501

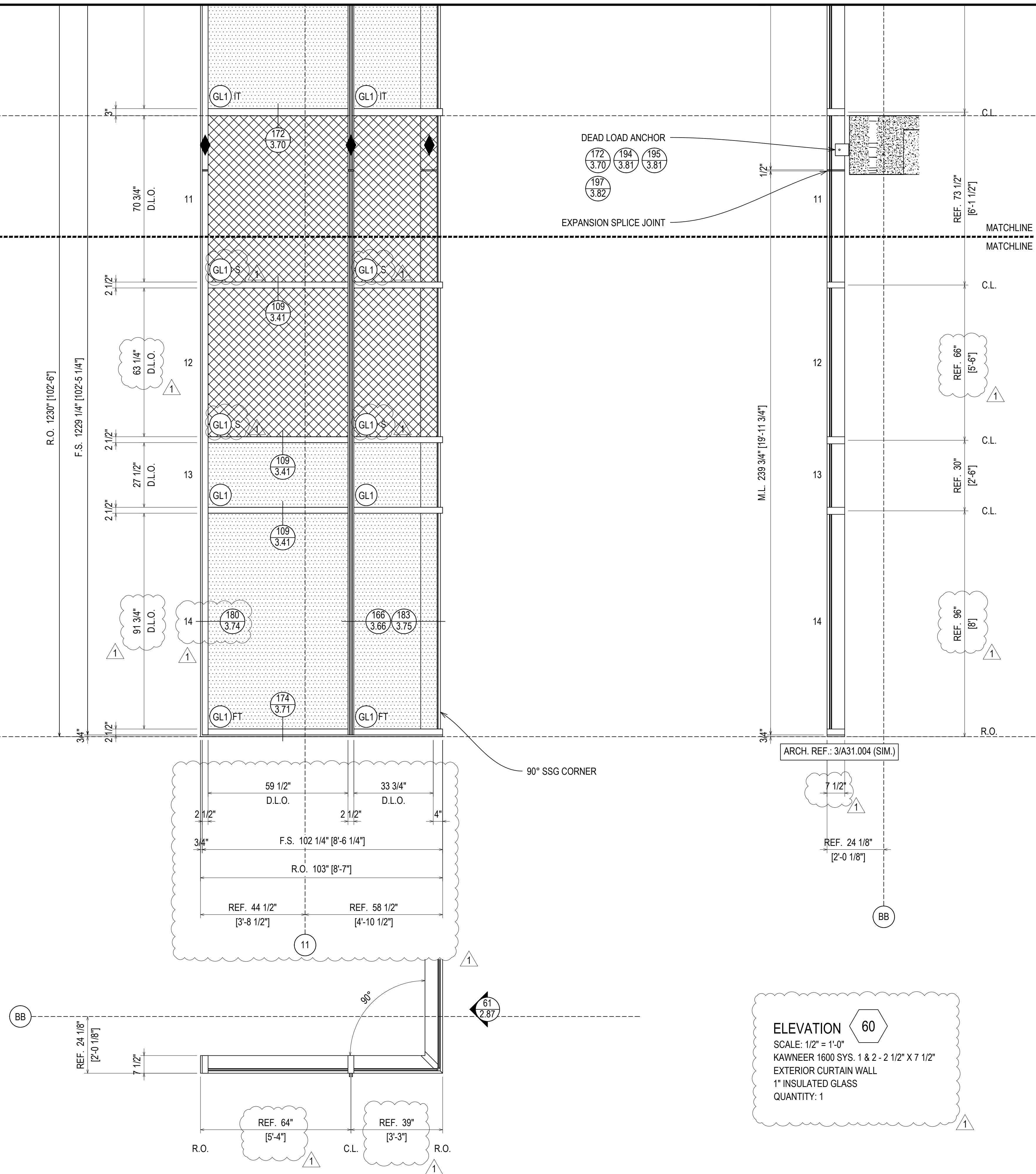
**GRAHAM-HODGE**  
ASSOCIATES INC.

JOB #

DRAWN BY: _RA_	DATE: _09.30.22_
CHECKED BY: _JT_	DATE: _09.30.22_



MATCHLINE  
MATCHLINE



DEAD LOAD ANCHOR  
 172 194 195  
 3.70 3.81 3.81  
 197  
 3.82

EXPANSION SPLICE JOINT

ERECTOR / G.C. NOTE:  
 PLEASE FIELD VERIFY ALL DIMENSIONS

ELEVATION 60  
 SCALE: 1/2" = 1'-0"  
 KAWNEER 1600 SYS. 1 & 2 - 2 1/2" X 7 1/2"  
 EXTERIOR CURTAIN WALL  
 1" INSULATED GLASS  
 QUANTITY: 1

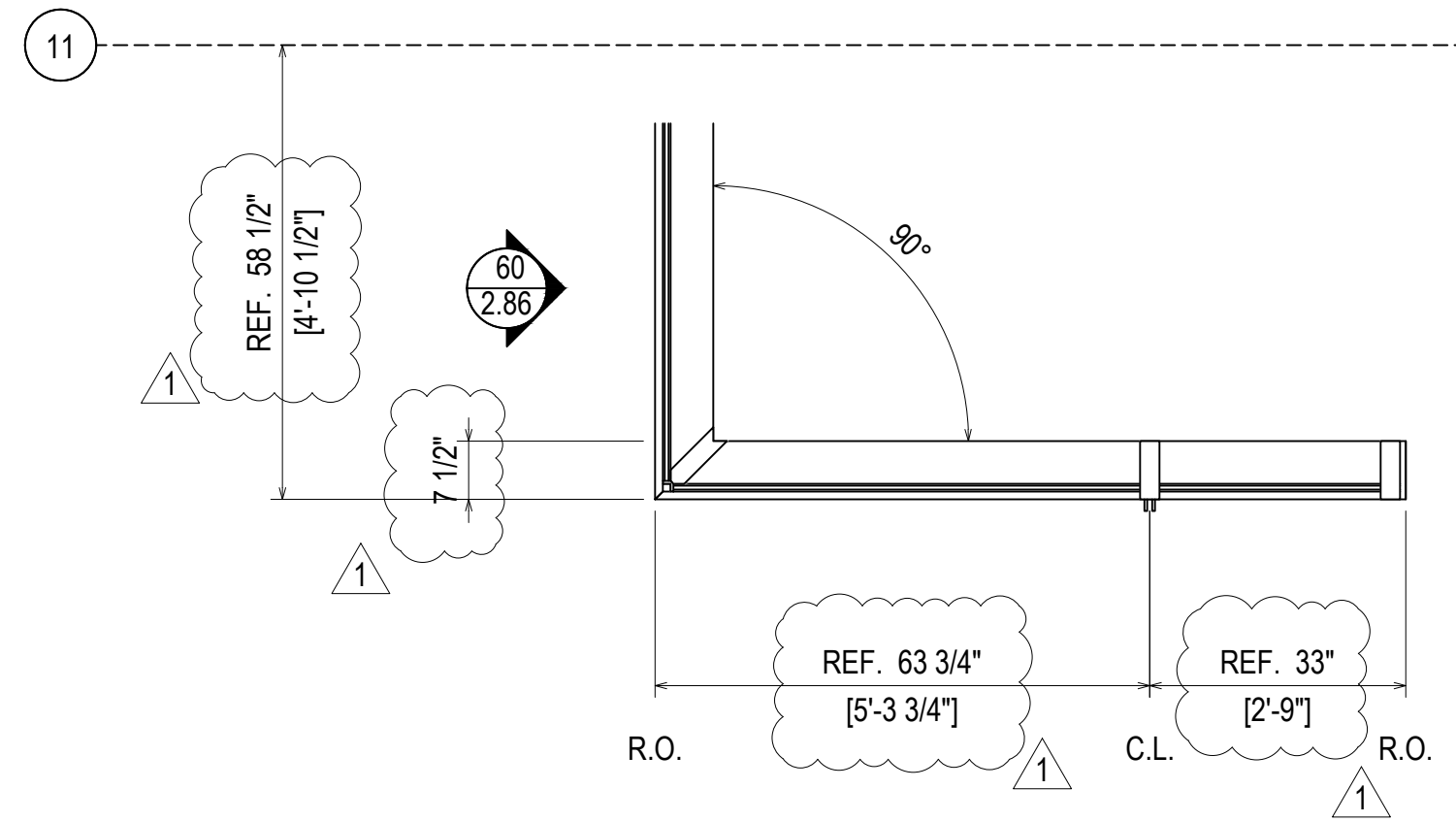
DATE	02.28.22
DESCRIPTION	1ST REVISION
REV	NO
NO	DESCRIPTION
	DRAWING SUBMISSION

NGMC GAINESVILLE CLINICAL EXP. (LVL 03 - 09)  
 743 SPRING ST NE  
 GAINESVILLE, GA 30501

GRAHAM-HODGE  
 ASSOCIATES INC.

JOB #

DRAWN BY:	DATE:
RA	09.30.22
CHECKED BY:	DATE:
JT	09.30.22



**ELEVATION 61**  
 SCALE: 1/2" = 1'-0"  
 KAWNEER 1600 SYS. 1 & 2 - 2 1/2" X 7 1/2"  
 EXTERIOR CURTAIN WALL  
 1" INSULATED GLASS  
 QUANTITY: 1

LEVEL 09  
 128' - 4"

LEVEL 08  
 111' - 4"

MATCHLINE  
 MATCHLINE

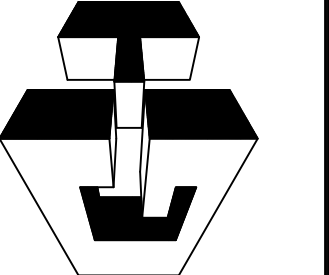
MATCHLINE  
 MATCHLINE

ERECTOR / G.C. NOTE:  
 PLEASE FIELD VERIFY ALL DIMENSIONS

REV	DESCRIPTION	DATE
1	1ST REVISION	02.28.22
NO	DESCRIPTION	
	DRAWING SUBMISSION	

**NGMC GAINESVILLE CLINICAL EXP. (LVL 03 - 09)**  
 743 SPRING ST NE  
 GAINESVILLE, GA 30501

**GRAHAM-HODGE**  
 ASSOCIATES INC.



JOB #

DRAWN BY: _RA	DATE: _09.30.22
CHECKED BY: _JT	DATE: _09.30.22

**2.87**



LEVEL 08  
111'-4"

LEVEL 07  
96'-4"

LEVEL 06  
81'-4"

MATCHLINE  
MATCHLINE

MATCHLINE  
MATCHLINE

MATCHLINE  
MATCHLINE

MATCHLINE  
MATCHLINE

90° SSG CORNER

R.O. 1230' [102'-6"]

F.S. 1229 1/4' [102'-5 1/4"]

126 1/2" D.L.O. 2

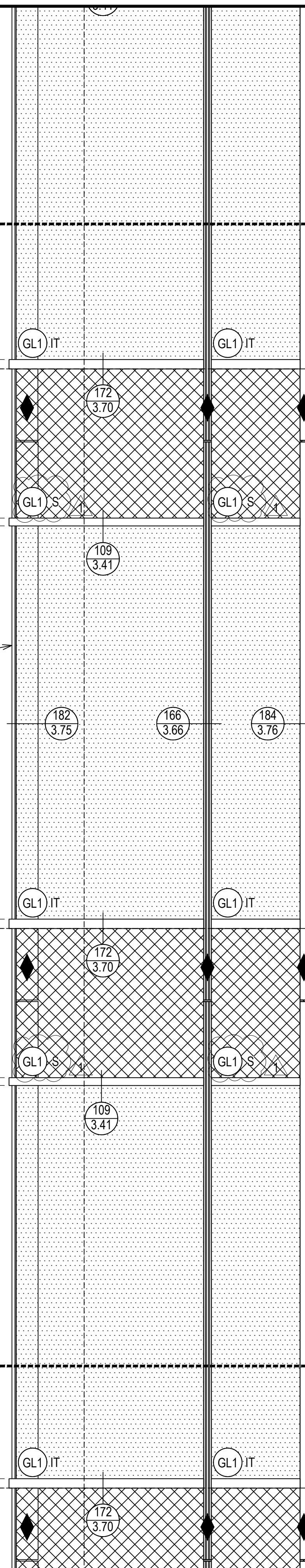
48" D.L.O. 3

126 1/2" D.L.O. 4

48" D.L.O. 5

126 1/2" D.L.O. 6

1/2" L.O. 7



DEAD LOAD ANCHOR

EXPANSION SPLICE JOINT

DEAD LOAD ANCHOR

EXPANSION SPLICE JOINT

M.L. 269' [22'-11 1/2"]

M.L. 179 1/2' [14'-11 1/2"]

M.L. 179 1/2' [14'-11 1/2"]

M.L. 179 1/2' [14'-11 1/2"]

REF. 129 1/4" [10'-9 1/4"]

REF. 50 3/4" [4'-2 3/4"]

REF. 129 1/4" [10'-9 1/4"]

REF. 50 3/4" [4'-2 3/4"]

REF. 129 1/4" [10'-9 1/4"]

REF. 50 3/4" [4'-2 3/4"]

ERECTOR / G.C. NOTE:  
PLEASE FIELD VERIFY ALL DIMENSIONS

ELEVATION 61

SCALE: 1/2" = 1'-0"

KAWNEER 1600 SYS. 1 & 2 - 2 1/2" X 7 1/2"

EXTERIOR CURTAIN WALL

1" INSULATED GLASS

QUANTITY: 1

REV	DESCRIPTION	DATE
1	1ST REVISION	02.23.22
NO	DESCRIPTION	
	DRAWING SUBMISSION	

NGMC GAINESVILLE CLINICAL EXP. (LVL 03 - 09)

743 SPRING ST NE

GAINESVILLE, GA 30501

GRAHAM-HODGE ASSOCIATES INC.

JOB #

DRAWN BY: RA	DATE: 09.30.22
CHECKED BY: JT	DATE: 09.30.22

2.88

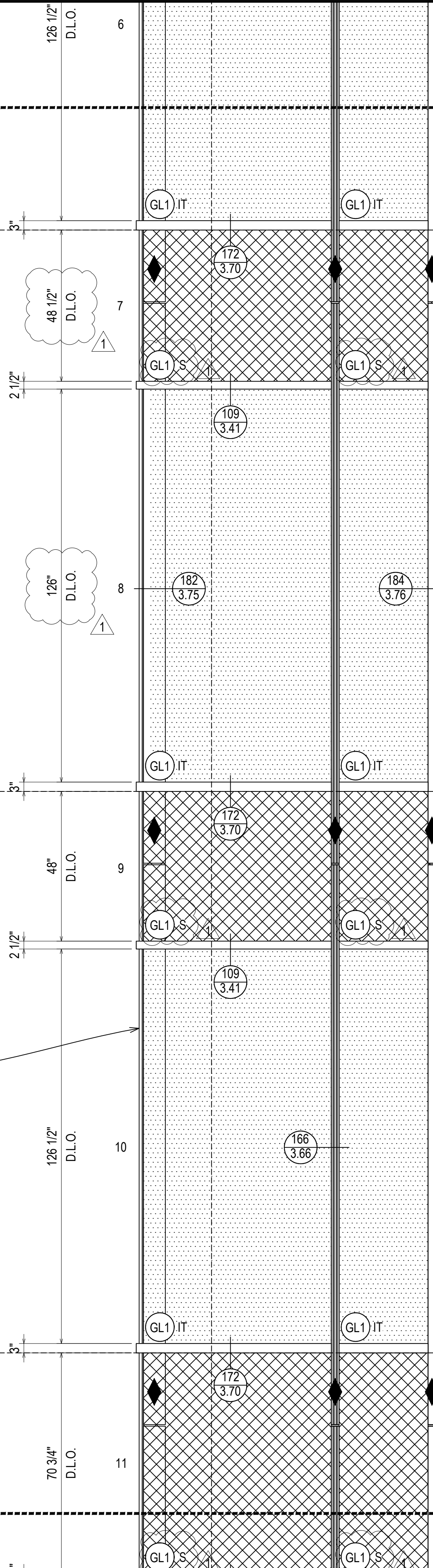


MATCHLINE  
MATCHLINE

MATCHLINE  
MATCHLINE

R.O. 1230' [102'-5"]

F.S. 1229 1/4" [102'-5 1/4"]



DEAD LOAD ANCHOR  
 172 3.70   195 3.81   196 3.82  
 198 3.83

EXPANSION SPLICE JOINT

DEAD LOAD ANCHOR  
 172 3.70   195 3.81   196 3.82  
 198 3.83

EXPANSION SPLICE JOINT

DEAD LOAD ANCHOR  
 172 3.70   195 3.81   196 3.82  
 198 3.83

EXPANSION SPLICE JOINT

REF. 129 1/4" [10'-9 1/4"]

REF. 129 1/4" [10'-9 1/4"]

REF. 50 3/4" [4'-2 3/4"]

REF. 129 1/4" [10'-9 1/4"]

REF. 73 1/2" [6'-1 1/2"]

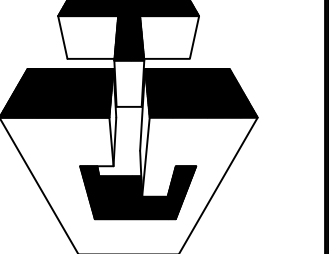
ELEVATION 61  
 SCALE: 1/2" = 1'-0"  
 KAWNEER 1600 SYS. 1 & 2 - 2 1/2" X 7 1/2"  
 EXTERIOR CURTAIN WALL  
 1" INSULATED GLASS  
 QUANTITY: 1

ERECTOR / G.C. NOTE:  
 PLEASE FIELD VERIFY ALL DIMENSIONS

REV.	DESCRIPTION	DATE
1	1ST REVISION	02.28.22
NO	DESCRIPTION	
	DRAWING SUBMISSION	

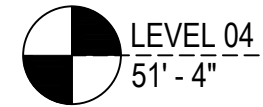
**NGMC GAINESVILLE CLINICAL EXP. (LVL 03 - 09)**  
 743 SPRING ST NE  
 GAINESVILLE, GA 30501

**GRAHAM-HODGE**  
 ASSOCIATES INC.

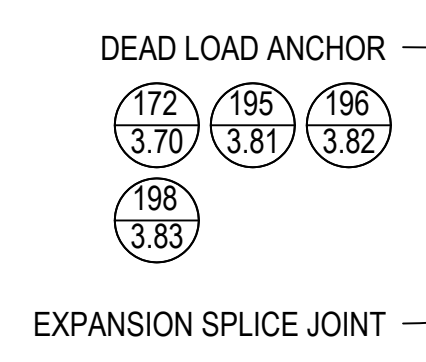
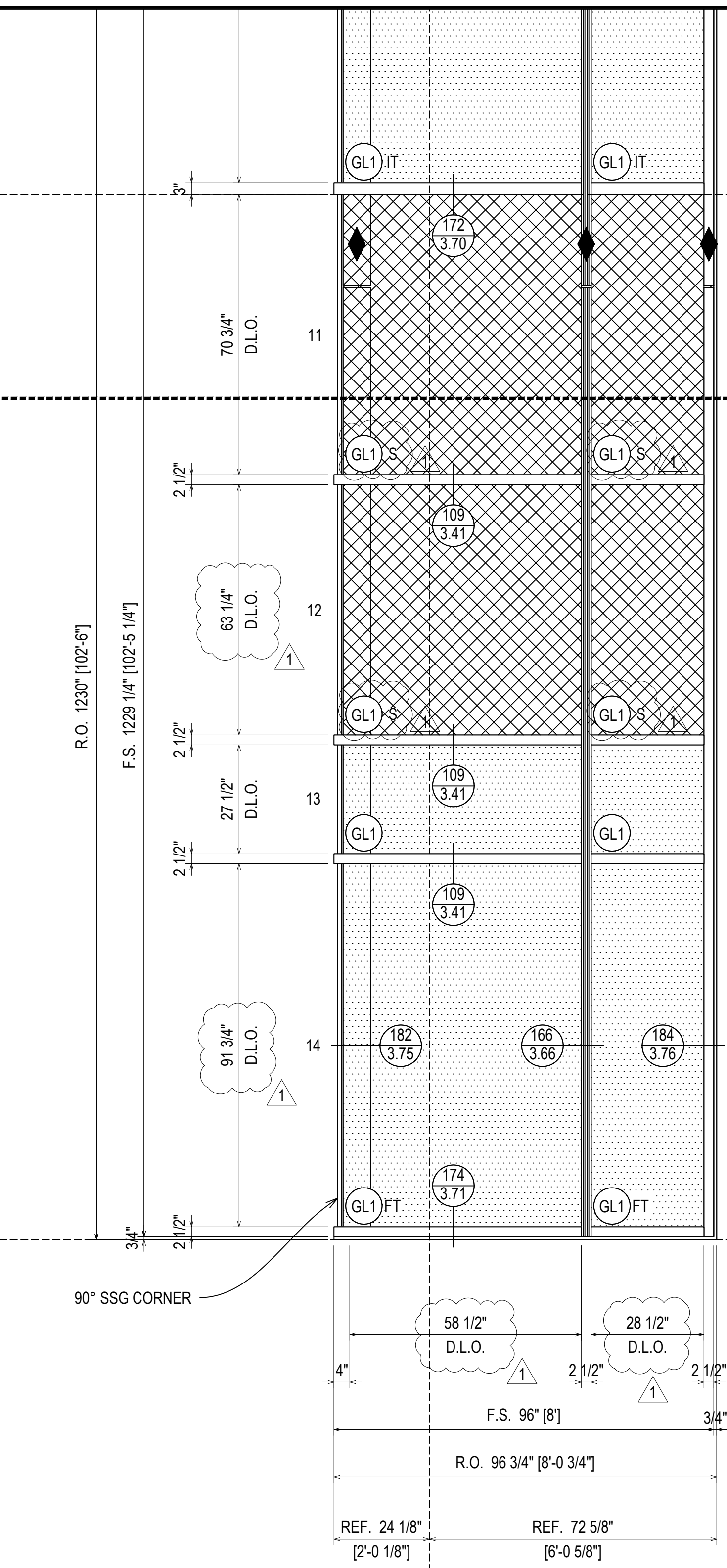


JOB #

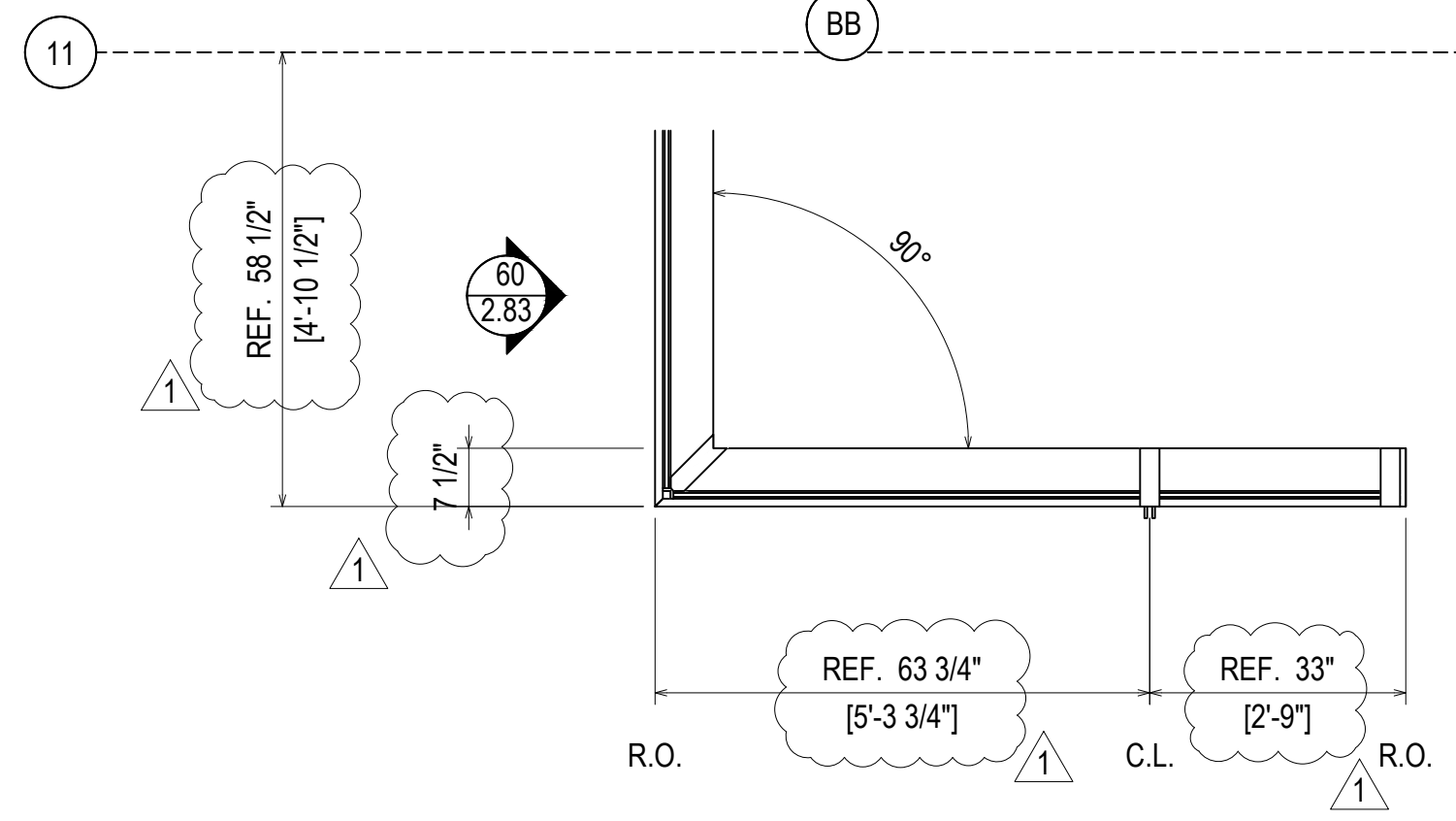
DRAWN BY: _RA_	DATE: _09.30.22_
CHECKED BY: _JT_	DATE: _09.30.22_



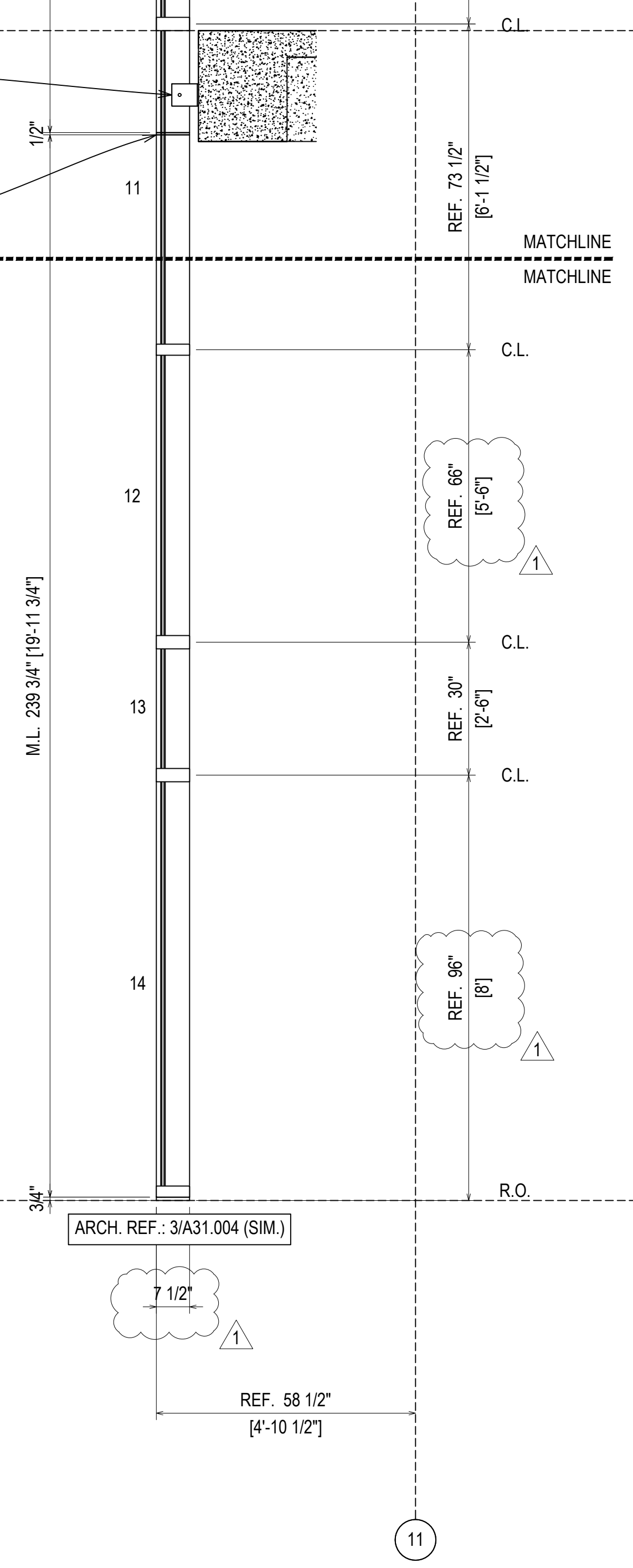
MATCHLINE  
MATCHLINE



ERECTOR / G.C. NOTE:  
PLEASE FIELD VERIFY ALL DIMENSIONS



**ELEVATION 61**  
 SCALE: 1/2" = 1'-0"  
 KAWNEER 1600 SYS. 1 & 2 - 2 1/2" X 7 1/2"  
 EXTERIOR CURTAIN WALL  
 1" INSULATED GLASS  
 QUANTITY: 1



REV	DESCRIPTION	DATE
1	1ST REVISION	02/23/22
NO	DESCRIPTION	
	DRAWING SUBMISSION	

**NGMC GAINESVILLE CLINICAL EXP. (LVL 03 - 09)**  
 743 SPRING ST NE  
 GAINESVILLE, GA 30501



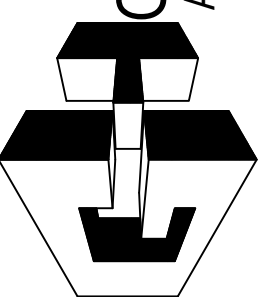
DRAWN BY: _RA	DATE: _09.30.22
CHECKED BY: _JT	DATE: _09.30.22



DATE	02.28.22
DESCRIPTION	1ST REVISION
REV	NO
DESCRIPTION	DRAWING SUBMISSION

NGMC GAINESVILLE CLINICAL EXP. (LVL 03 - 09)  
 743 SPRING ST NE  
 GAINESVILLE, GA 30501

**GRAHAM-HODGE**  
 ASSOCIATES INC.

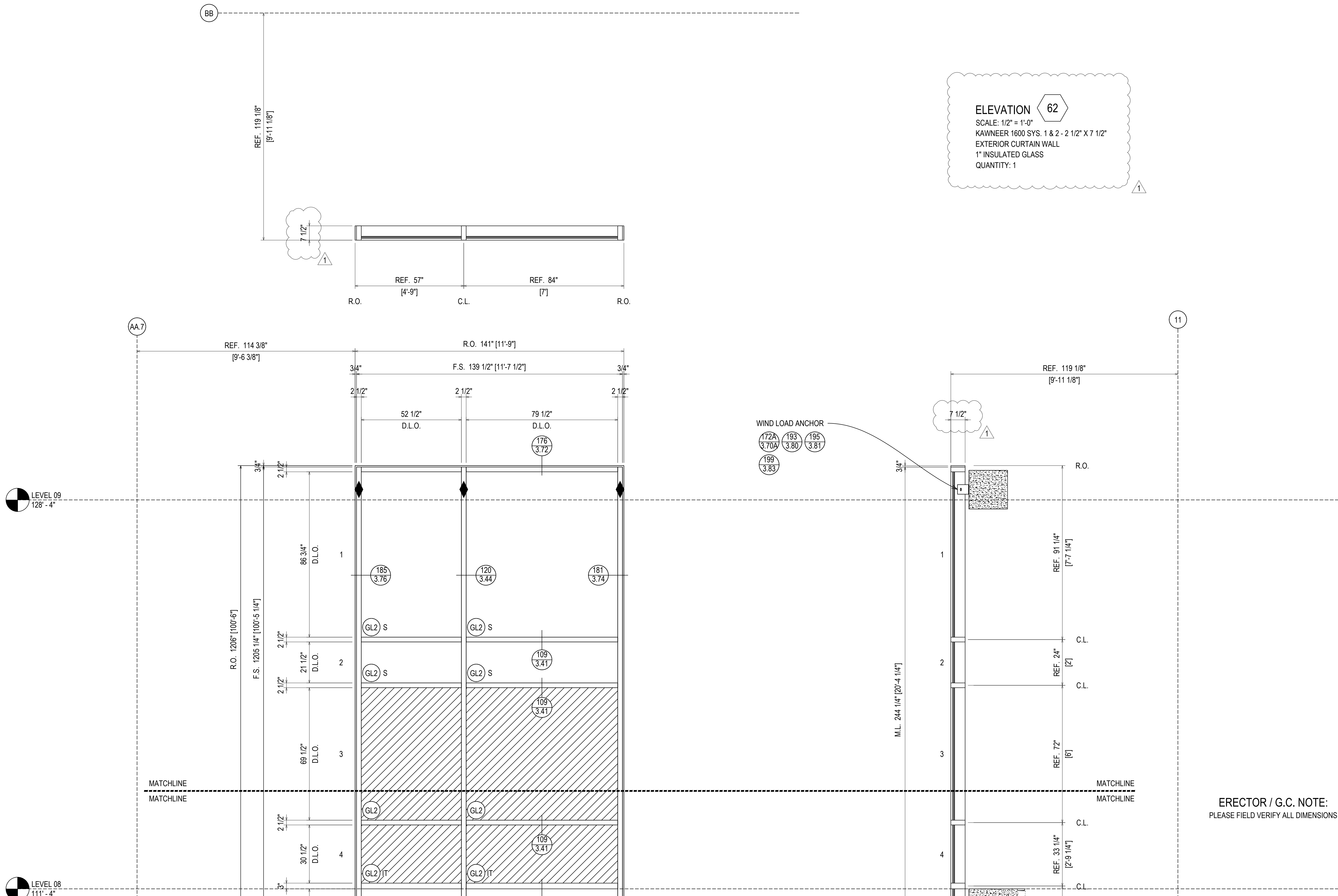


JOB #

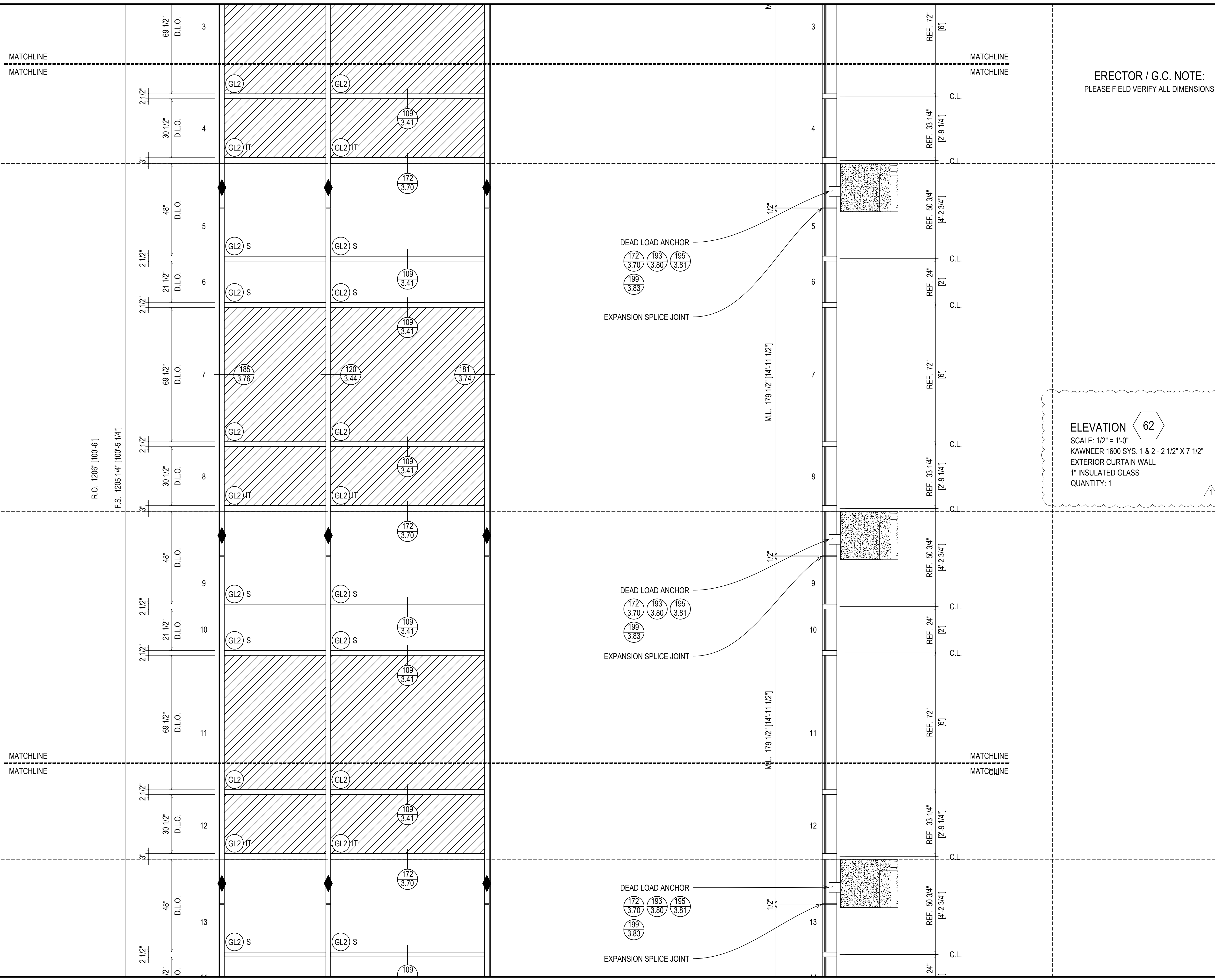
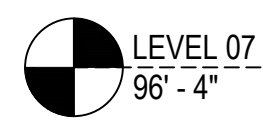
DRAWN BY:	DATE:
RA	09.30.22
CHECKED BY:	DATE:
JT	09.30.22

2.91

**ELEVATION 62**  
 SCALE: 1/2" = 1'-0"  
 KAWNEER 1600 SYS. 1 & 2 - 2 1/2" X 7 1/2"  
 EXTERIOR CURTAIN WALL  
 1" INSULATED GLASS  
 QUANTITY: 1



ERECTOR / G.C. NOTE:  
 PLEASE FIELD VERIFY ALL DIMENSIONS



MATCHLINE  
MATCHLINE

MATCHLINE  
MATCHLINE

MATCHLINE  
MATCHLINE

MATCHLINE  
MATCHLINE

ERECTOR / G.C. NOTE:  
PLEASE FIELD VERIFY ALL DIMENSIONS

ELEVATION 62  
SCALE: 1/2" = 1'-0"  
KAWNEER 1600 SYS. 1 & 2 - 2 1/2" X 7 1/2"  
EXTERIOR CURTAIN WALL  
1" INSULATED GLASS  
QUANTITY: 1

REV	DESCRIPTION	DATE
1	1ST REVISION	02.23.22
NO	DESCRIPTION	
	DRAWING SUBMISSION	

NGMC GAINESVILLE CLINICAL EXP. (LVL 03 - 09)  
743 SPRING ST NE  
GAINESVILLE, GA 30501

**GRAHAM-HODGE**  
ASSOCIATES INC.

JOB #

DRAWN BY: _RA_	DATE: _09.30.22_
CHECKED BY: _JT_	DATE: _09.30.22_



LEVEL 06  
81' - 4"



LEVEL 05  
66' - 4"

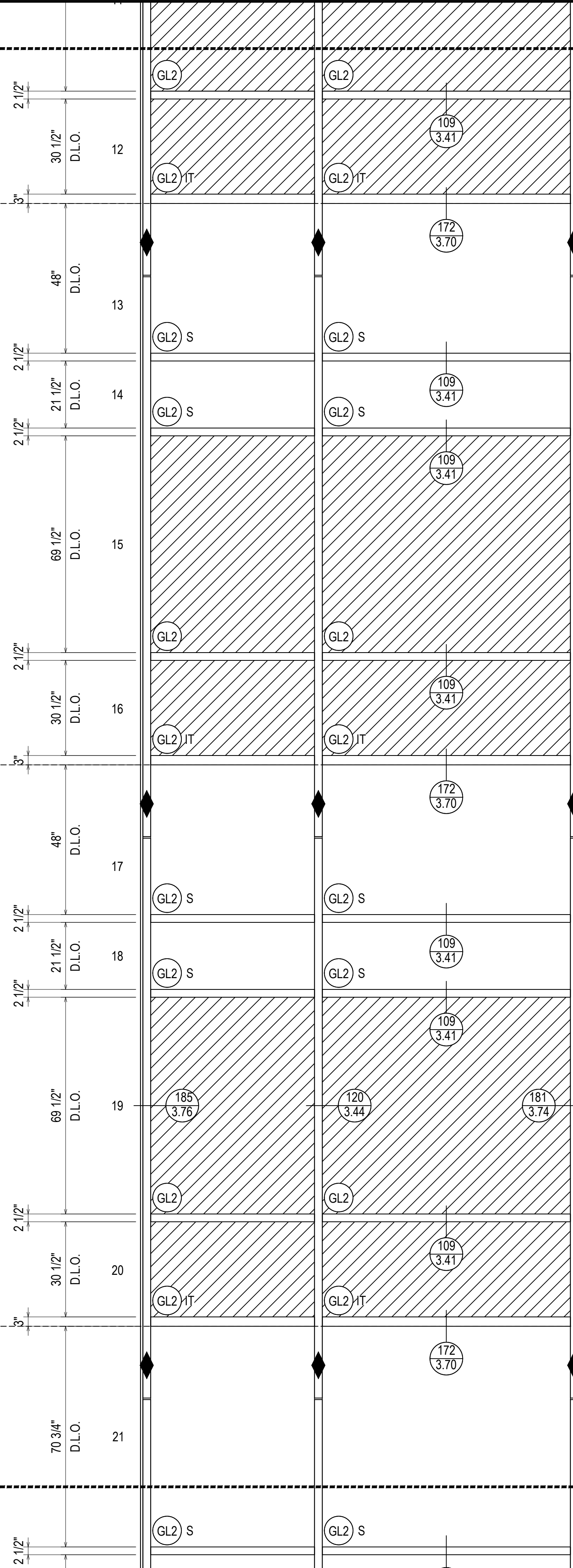


LEVEL 04  
51' - 4"

MATCHLINE  
MATCHLINE

R.O. 1206" [100'-6"]

F.S. 1205 1/4" [100'-5 1/4"]



DEAD LOAD ANCHOR  
 172/3.70 193/3.80 195/3.81  
 199/3.83

EXPANSION SPLICE JOINT

DEAD LOAD ANCHOR  
 172/3.70 193/3.80 195/3.81  
 199/3.83

EXPANSION SPLICE JOINT

DEAD LOAD ANCHOR  
 172/3.70 193/3.80 195/3.81  
 199/3.83

EXPANSION SPLICE JOINT

M.L. 179 1/4"

M.L. 179 1/4" [14'-11 1/4"]

M.L. 179 3/4" [14'-11 3/4"]

M.L. 179 1/2"

MATCHLINE  
MATCHLINE

REF. 33 1/4" [2'-9 1/4"]

REF. 50 3/4" [4'-2 3/4"]

REF. 24" [2']

REF. 72" [6']

REF. 33 1/4" [2'-9 1/4"]

REF. 50 3/4" [4'-2 3/4"]

REF. 24" [2']

REF. 72" [6']

REF. 33 1/4" [2'-9 1/4"]

REF. 73 1/2" [6'-1 1/2"]

ELEVATION 62

SCALE: 1/2" = 1'-0"

KAWNEER 1600 SYS. 1 & 2 - 2 1/2" X 7 1/2"

EXTERIOR CURTAIN WALL

1" INSULATED GLASS


QUANTITY: 1

ERECTOR / G.C. NOTE:  
PLEASE FIELD VERIFY ALL DIMENSIONS

DATE	02.28.22
DESCRIPTION	1ST REVISION
REV.	NO
NO	DESCRIPTION
	DRAWING SUBMISSION

NGMC GAINESVILLE CLINICAL EXP. (LVL 03 - 09)  
 743 SPRING ST NE  
 GAINESVILLE, GA 30501

GRAHAM-HODGE  
 ASSOCIATES INC.

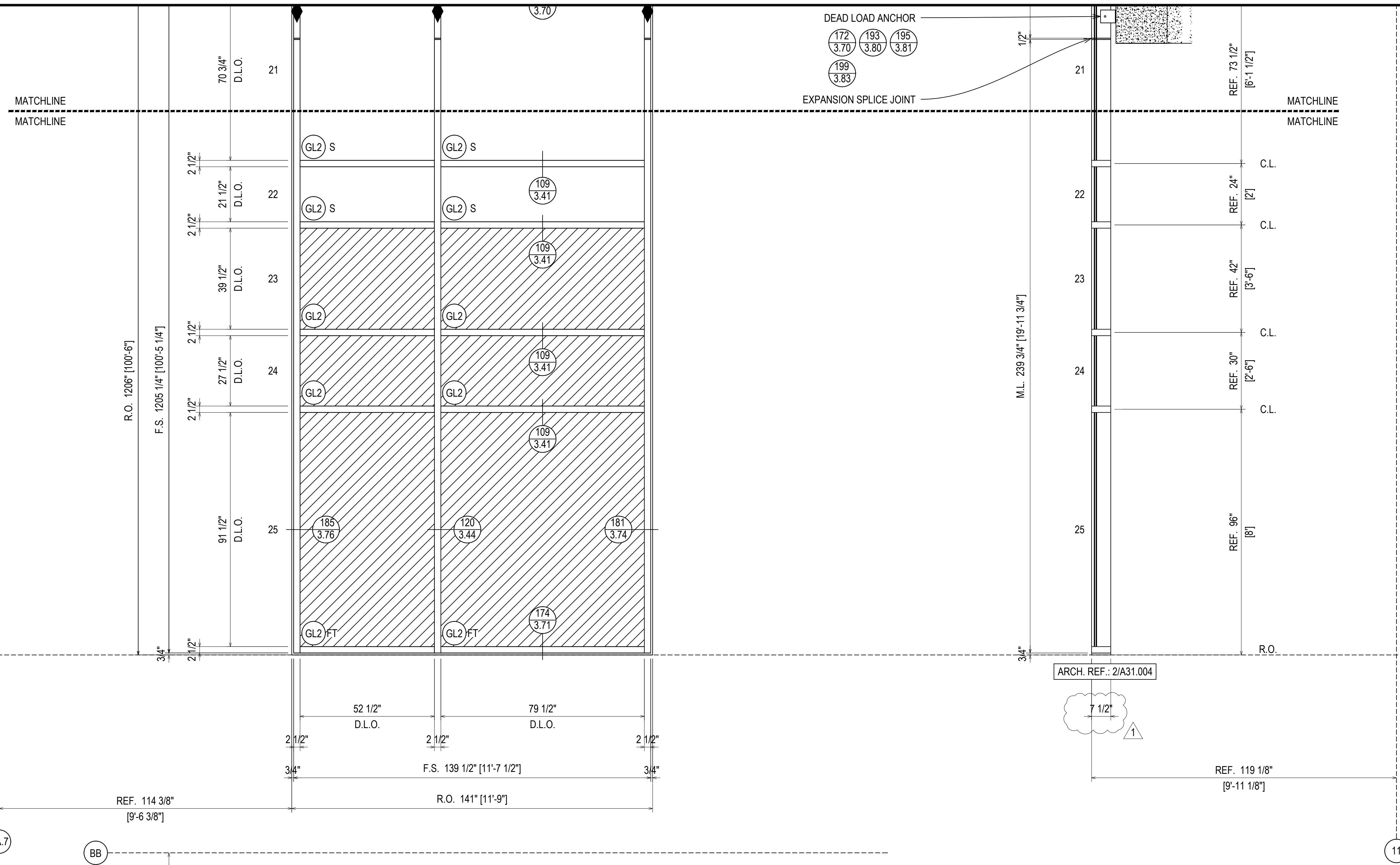


JOB #

DRAWN BY:	DATE:
RA	09.30.22
CHECKED BY:	DATE:
JT	09.30.22

2.93






DEAD LOAD ANCHOR  
 172 193 195  
 3.70 3.80 3.81  
 199  
 3.83  
 EXPANSION SPLICE JOINT

ERECTOR / G.C. NOTE:  
 PLEASE FIELD VERIFY ALL DIMENSIONS

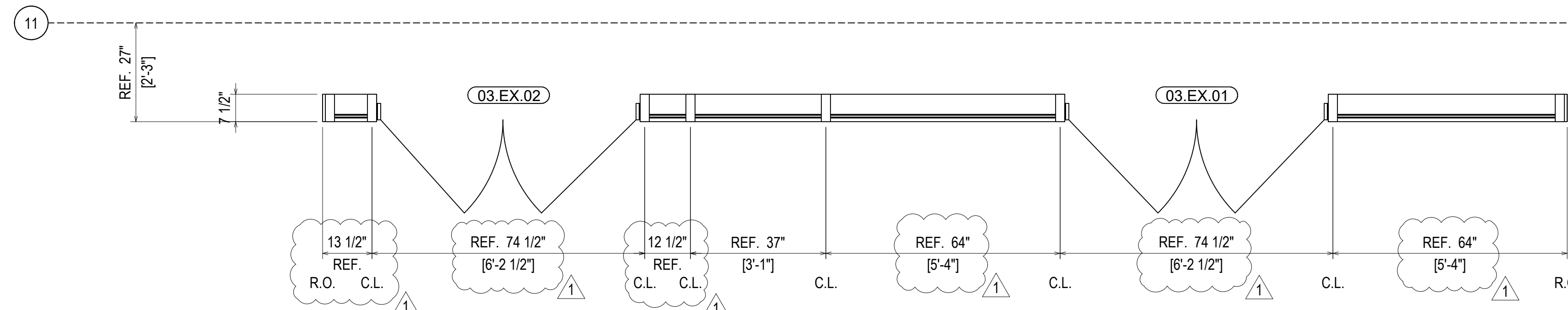
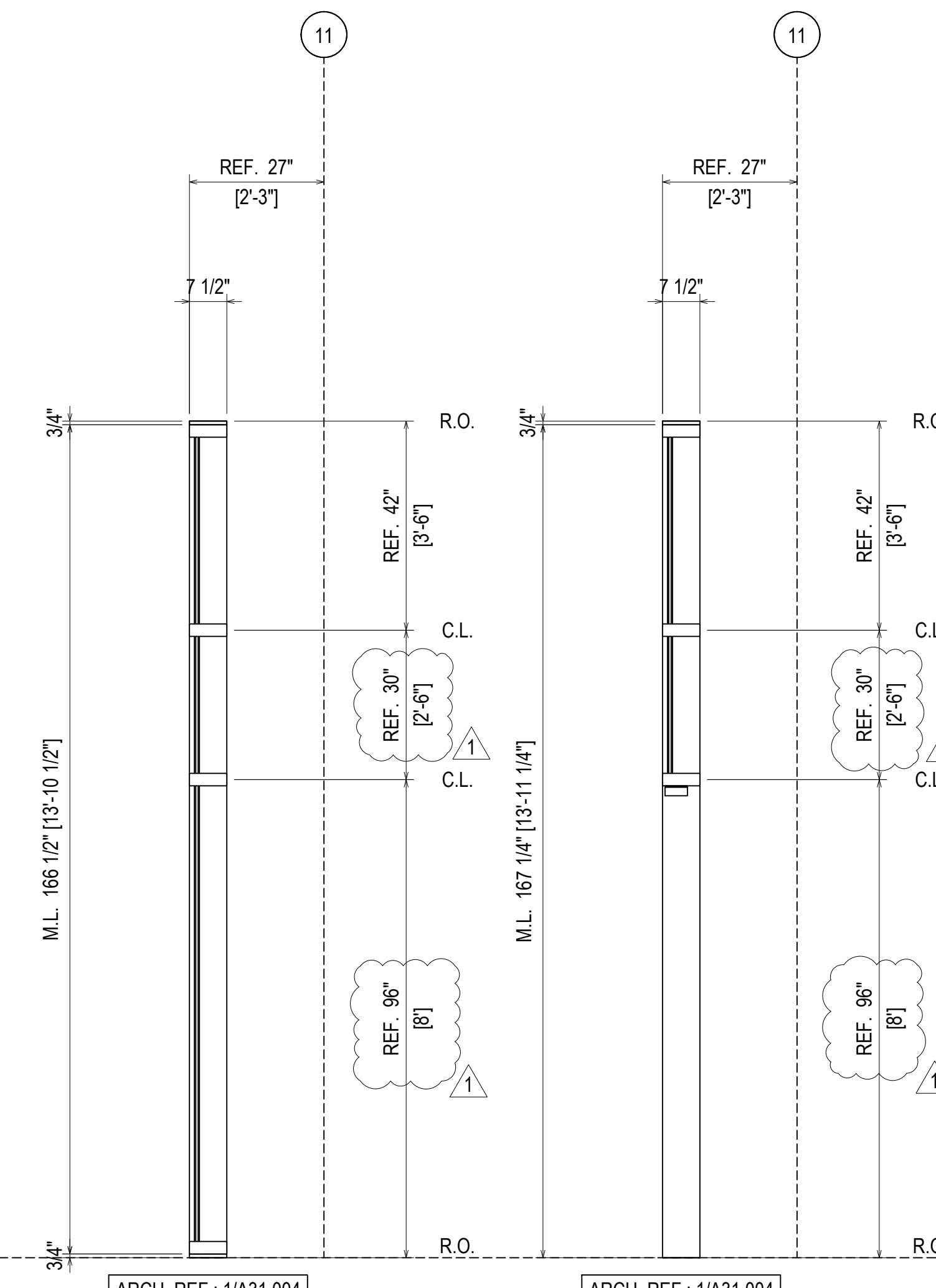
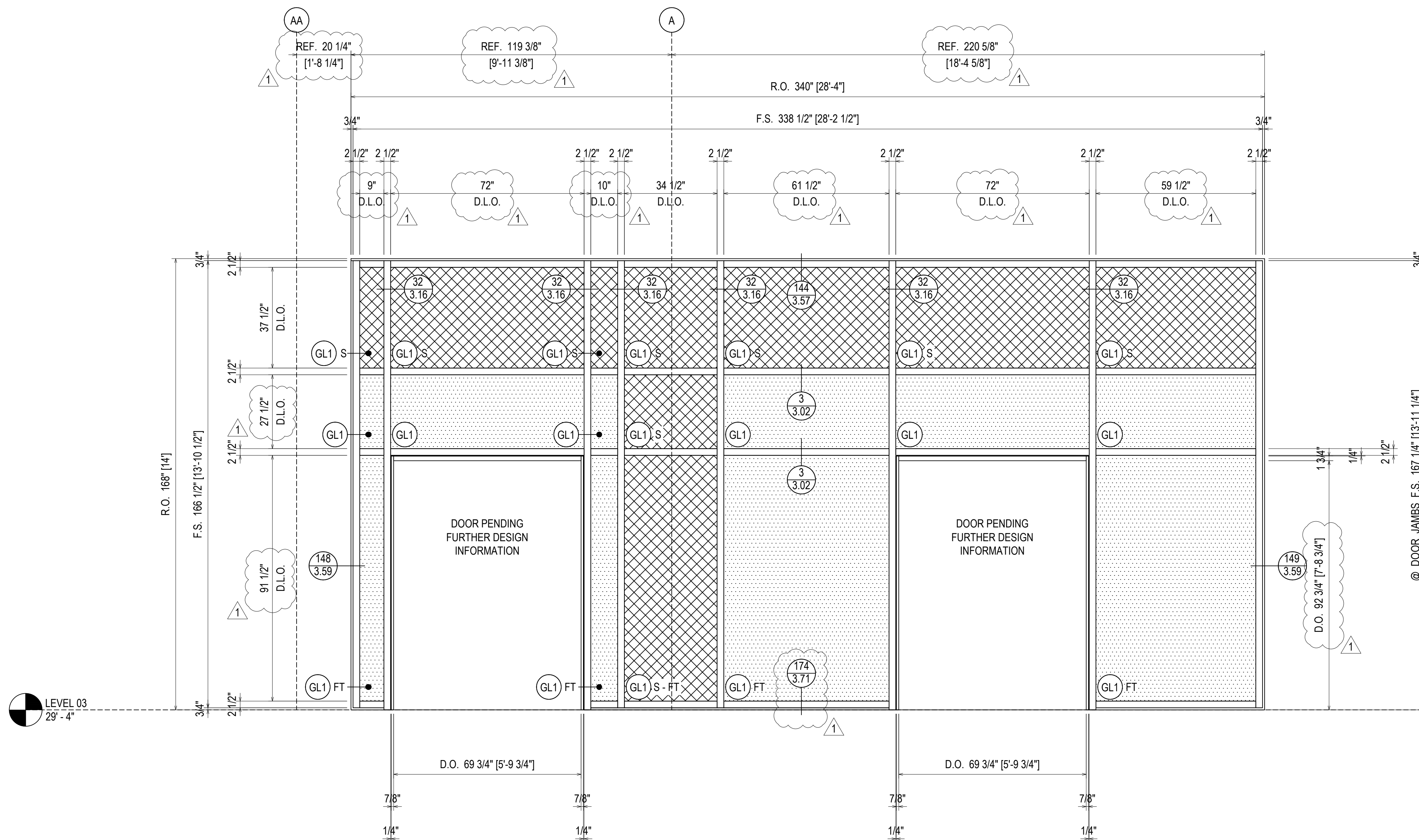
ELEVATION 62  
 SCALE: 1/2" = 1'-0"  
 KAWNEER 1600 SYS. 1 & 2 - 2 1/2" X 7 1/2"  
 EXTERIOR CURTAIN WALL  
 1" INSULATED GLASS  
 QUANTITY: 1

REV	DESCRIPTION	DATE
1	1ST REVISION	02.28.22
NO	DESCRIPTION	
NO	NO	

NGMC GAINESVILLE CLINICAL EXP. (LVL 03 - 09)  
 743 SPRING ST NE  
 GAINESVILLE, GA 30501



DRAWN BY: _RA	DATE: _09.30.22
CHECKED BY: _JT	DATE: _09.30.22



ELEVATION 63

SCALE: 1/2" = 1'-0"

KAWNEER 1600 SYS. 1 & 2 - 2 1/2" X 7 1/2"

EXTERIOR CURTAIN WALL

1" INSULATED GLASS

QUANTITY: 1

ERECTOR / G.C. NOTE:  
PLEASE FIELD VERIFY ALL DIMENSIONS

REV	DESCRIPTION	DATE
1	1ST REVISION	02.28.22
NO	DESCRIPTION	
	DRAWING SUBMISSION	

NGMC GAINESVILLE CLINICAL EXP. (LVL 03 - 09)

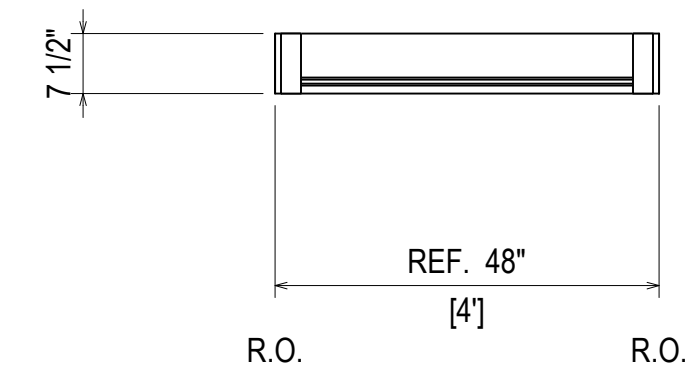
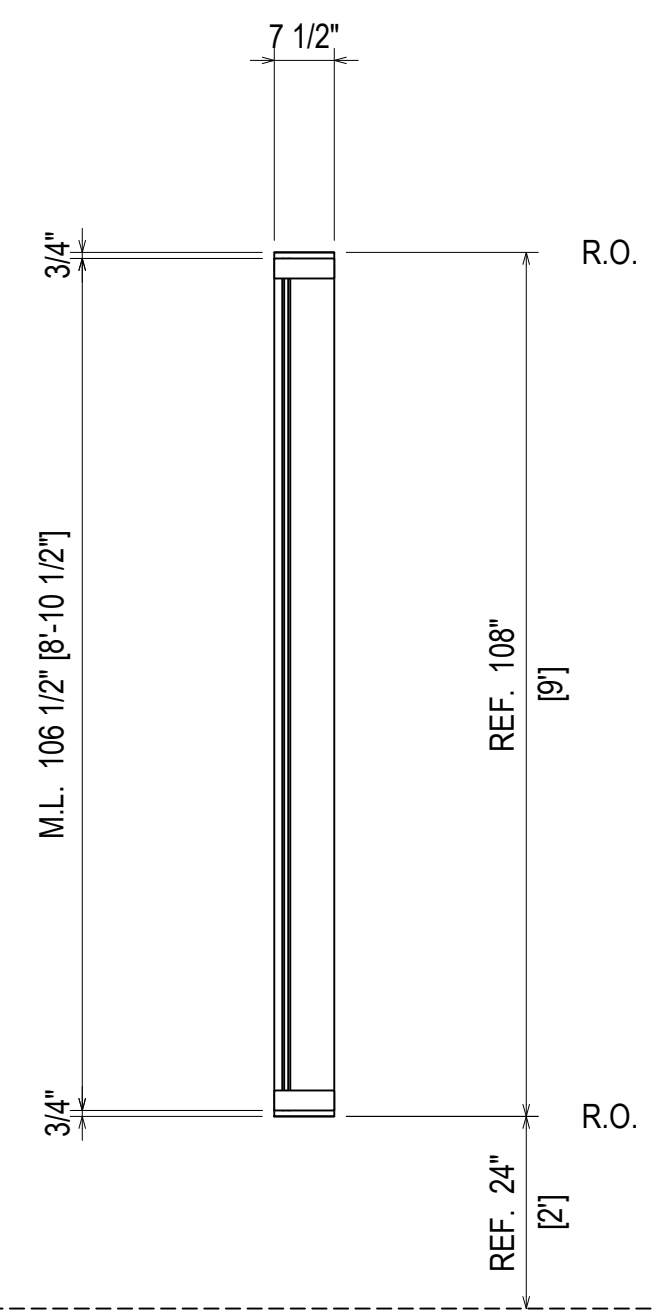
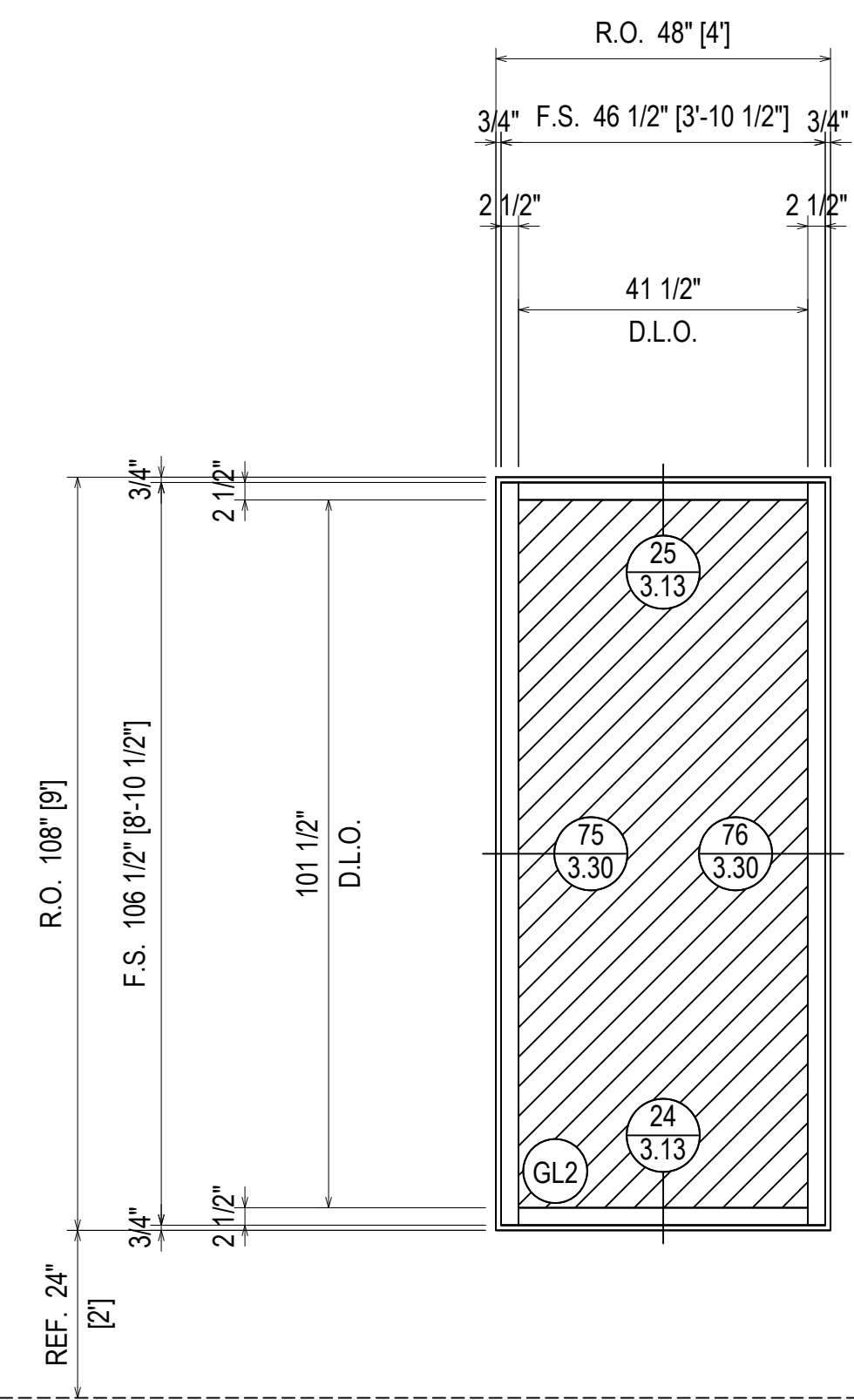
743 SPRING ST NE

GAINESVILLE, GA 30501

GRAHAM-HODGE ASSOCIATES INC.

JOB #

DRAWN BY: RA	DATE: 09.30.22
CHECKED BY: JT	DATE: 09.30.22



**ELEVATION 64**  
 SCALE: 1/2" = 1'-0"  
 KAWNEER 1600 SYS. 1 & 2 - 2 1/2" X 7 1/2"  
 EXTERIOR CURTAIN WALL  
 1" INSULATED GLASS  
 QUANTITY: 9

ARCH. REF.: N/A

REV	DESCRIPTION	DATE
1	1ST REVISION	02.23.22
NO	DESCRIPTION	
	DRAWING SUBMISSION	

**NGMC GAINESVILLE CLINICAL EXP. (LVL 03 - 09)**  
 743 SPRING ST NE  
 GAINESVILLE, GA 30501



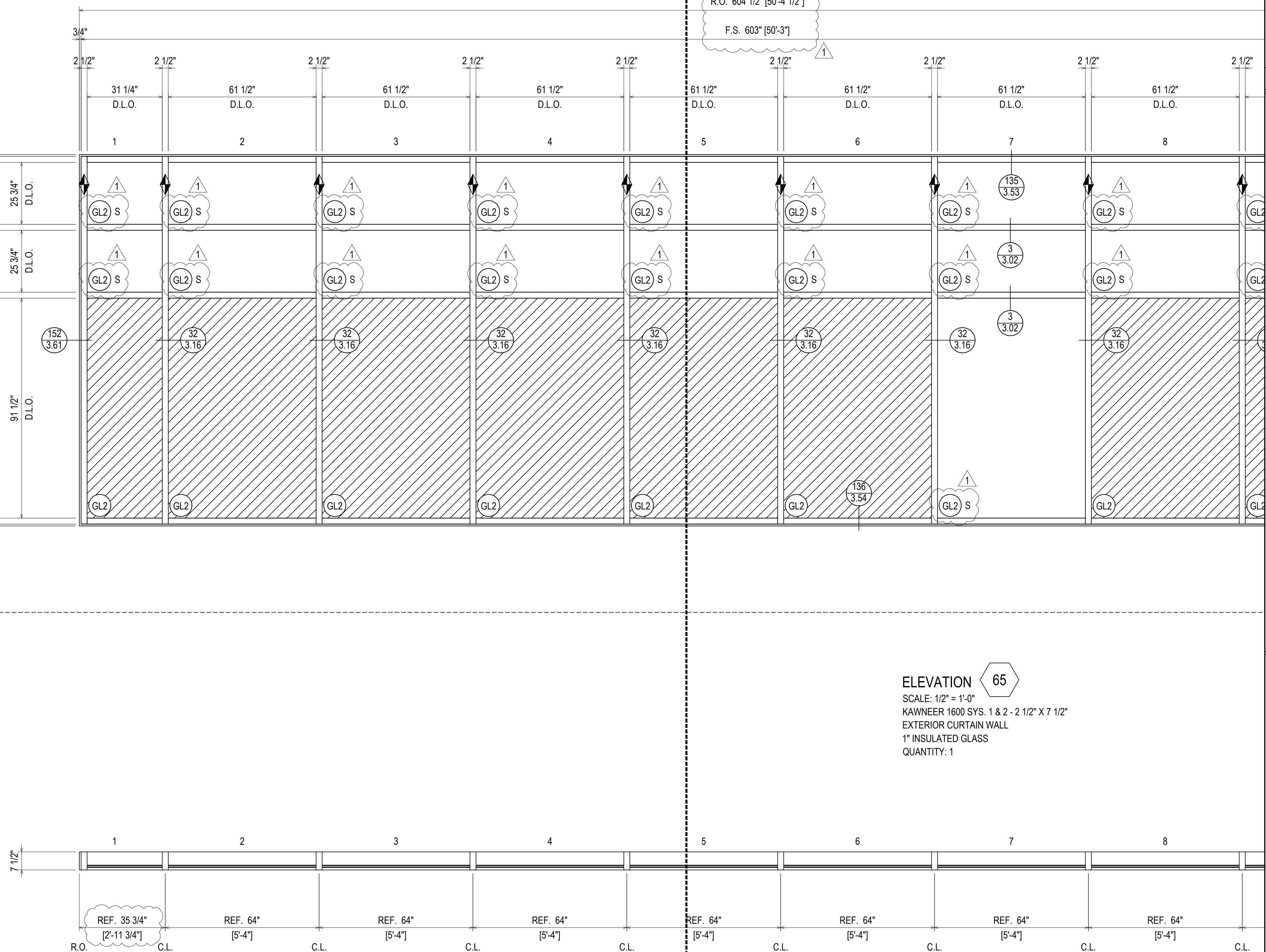
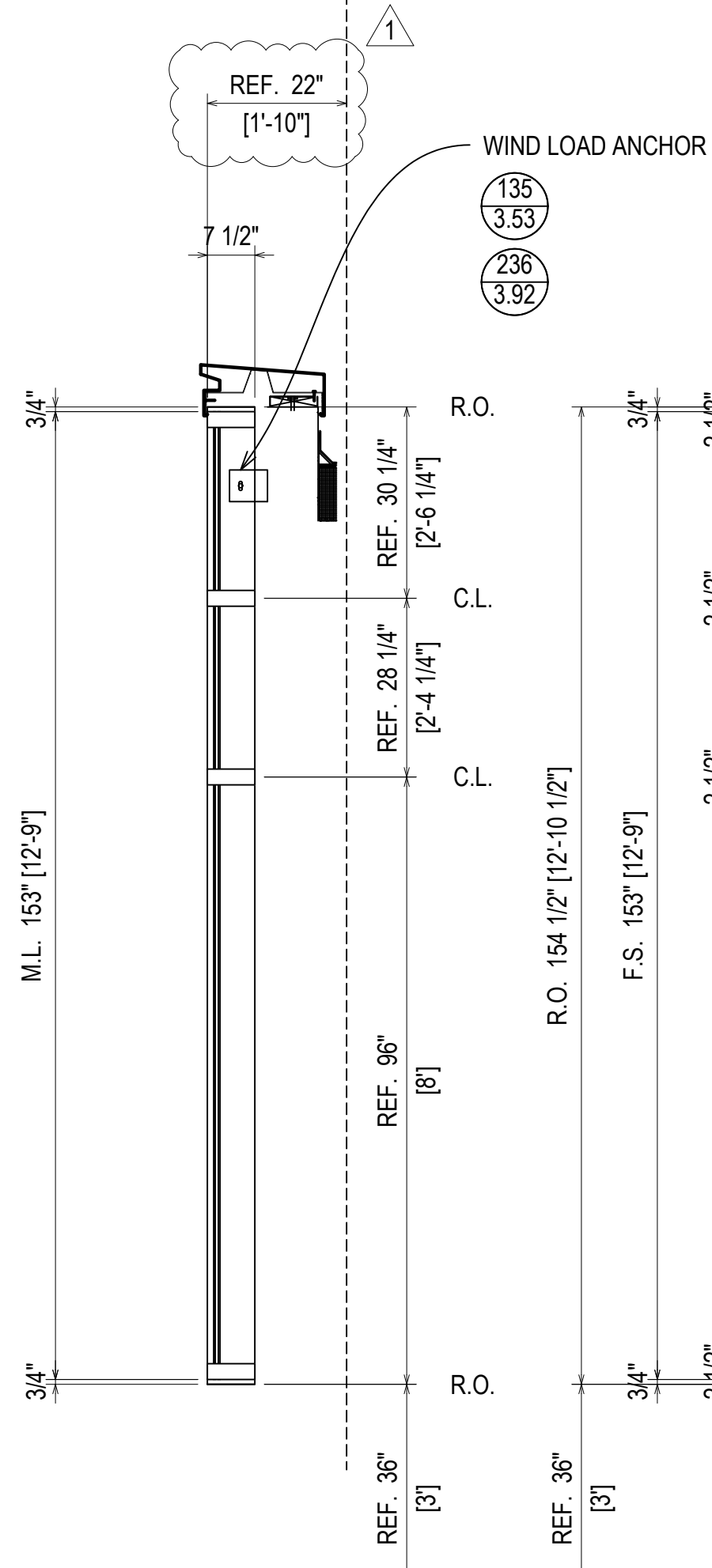
DRAWN BY:	DATE:
RA	09.30.22
CHECKED BY:	DATE:
JT	09.30.22

ERECTOR / G.C. NOTE:  
 PLEASE FIELD VERIFY ALL DIMENSIONS

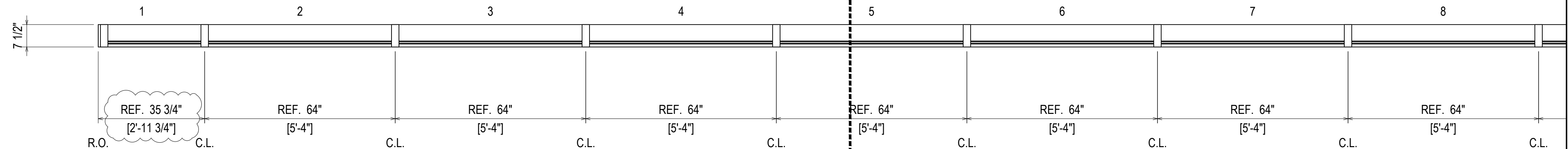




ARCH. REF.: 2/A40.302




ELEVATION 65  
SCALE: 1/2" = 1'-0"  
KAWNEER 1600 SYS. 1 & 2 - 2 1/2" X 7 1/2"  
EXTERIOR CURTAIN WALL  
1" INSULATED GLASS  
QUANTITY: 1



ERECTOR / G.C. NOTE:  
PLEASE FIELD VERIFY ALL DIMENSIONS

NGMC GAINESVILLE CLINICAL EXP. (LVL 03 - 09)  
743 SPRING ST NE  
GAINESVILLE, GA 30501

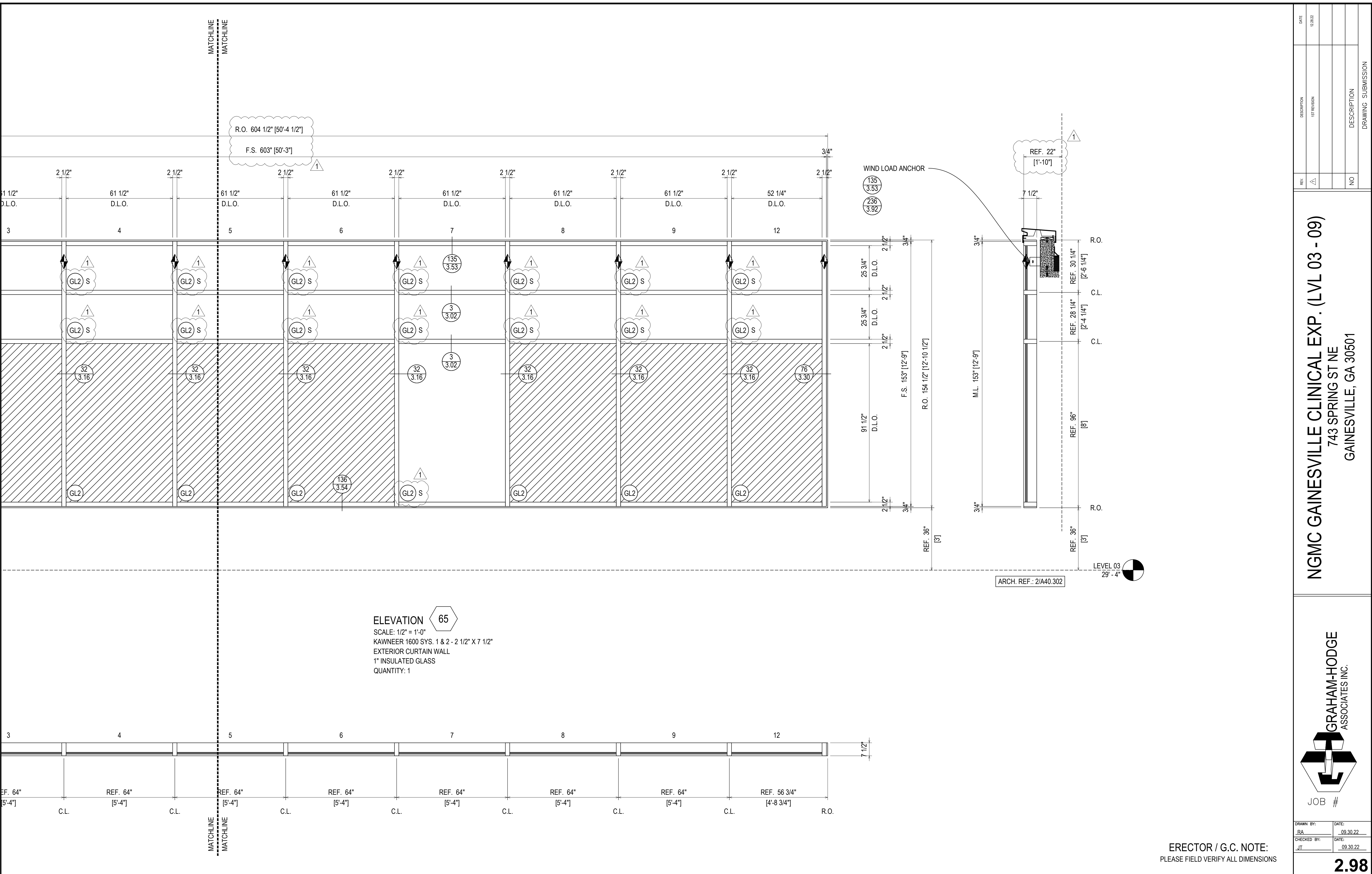
GRAHAM-HODGE  
ASSOCIATES INC.



JOB #

DRAWN BY: _RA_	DATE: _09.30.22_
CHECKED BY: _JT_	DATE: _09.30.22_

DATE 02.28.22	DESCRIPTION 1ST REVISION	NO	DESCRIPTION DRAWING SUBMISSION
------------------	-----------------------------	----	-----------------------------------



R.O. 604 1/2" [50'-4 1/2"]  
 F.S. 603" [50'-3"]

WIND LOAD ANCHOR

REF. 22" [1'-10"]

ELEVATION 65


SCALE: 1/2" = 1'-0"  
 KAWNEER 1600 SYS. 1 & 2 - 2 1/2" X 7 1/2"  
 EXTERIOR CURTAIN WALL  
 1" INSULATED GLASS  
 QUANTITY: 1

ARCH. REF.: 2/A40.302

LEVEL 03  
 29' - 4"

DATE	02.28.22
DESCRIPTION	1ST REVISION
REV	NO
DESCRIPTION	DRAWING SUBMISSION


NGMC GAINESVILLE CLINICAL EXP. (LVL 03 - 09)  
 743 SPRING ST NE  
 GAINESVILLE, GA 30501



DRAWN BY:	DATE:
RA	09.30.22
CHECKED BY:	DATE:
JT	09.30.22

ERECTOR / G.C. NOTE:  
 PLEASE FIELD VERIFY ALL DIMENSIONS

2.98



ERECTOR / G.C. NOTE:  
PLEASE FIELD VERIFY ALL DIMENSIONS

REV	DESCRIPTION	DATE
1	ISSUED FOR PERIOD	02.28.22
NO	DESCRIPTION	

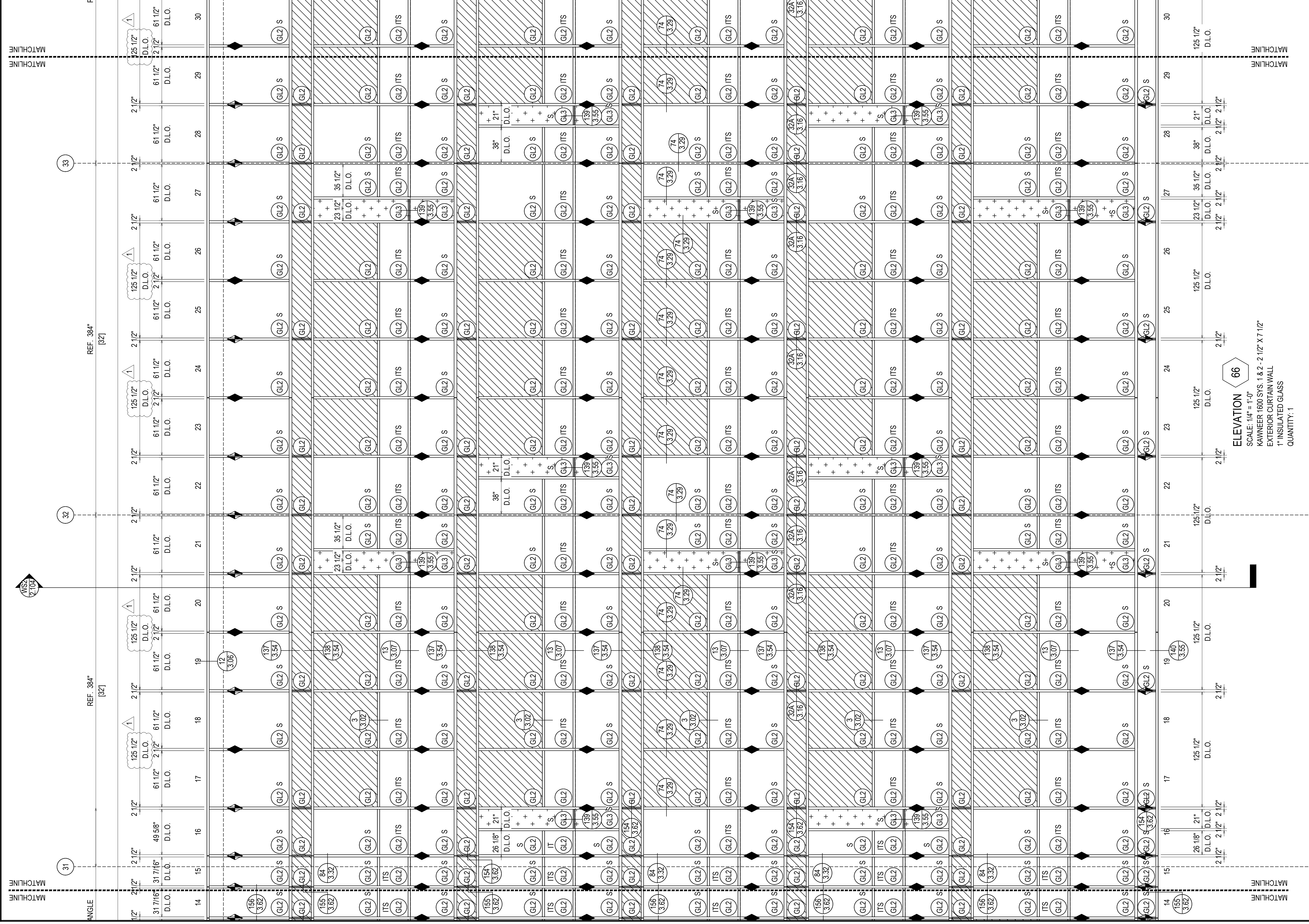
**NGMC GAINESVILLE CLINICAL EXP. (LVL 03 - 09)**  
 743 SPRING ST NE  
 GAINESVILLE, GA 30501

**GRAHAM-HODGE ASSOCIATES INC.**

JOB #

DRAWN BY:	DATE:
RA	09.30.22
CHECKED BY:	DATE:
JT	09.30.22

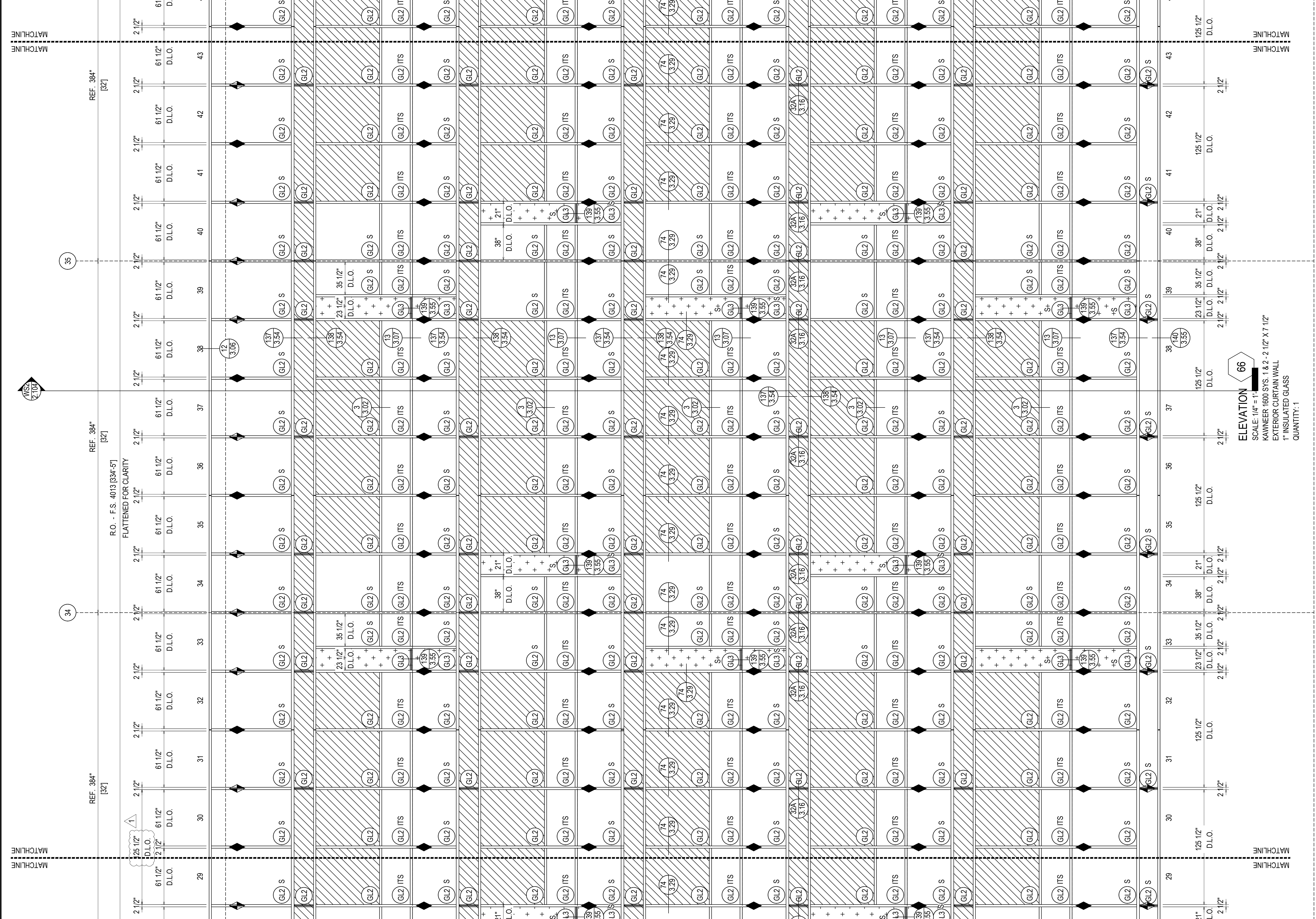




**ELEVATION 66**  
 SCALE: 1/4" = 1'-0"  
 KAWNEER 1600 SYS. 1 & 2 - 2 1/2" X 7 1/2"  
 EXTERIOR CURTAIN WALL  
 1" INSULATED GLASS  
 QUANTITY: 1

ERECTOR / G.C. NOTE:  
 PLEASE FIELD VERIFY ALL DIMENSIONS

<b>GRAHAM-HODGE ASSOCIATES INC.</b>	<b>NGMC GAINESVILLE CLINICAL EXP. (LVL 03 - 09)</b> 743 SPRING ST NE GAINESVILLE, GA 30501	DRAWING SUBMISSION
JOB #	<b>2.100</b>	
DRAWN BY: RA CHECKED BY: JT	DATE: 09.30.22 DATE: 09.30.22	DESCRIPTION: 1ST FLOOR NO: NO DESCRIPTION: DRAWING SUBMISSION
DATE: 02.28.22		



**ELEVATION 66**  
 SCALE: 1/4" = 1'-0"  
 KAWNEER 1600 SYS. 1 & 2 - 2 1/2" X 7 1/2"  
 EXTERIOR CURTAIN WALL  
 1" INSULATED GLASS  
 QUANTITY: 1

ERECTOR / G.C. NOTE:  
 PLEASE FIELD VERIFY ALL DIMENSIONS

REV.	DESCRIPTION
1	02.28.22
NO	DESCRIPTION
	DRAWING SUBMISSION

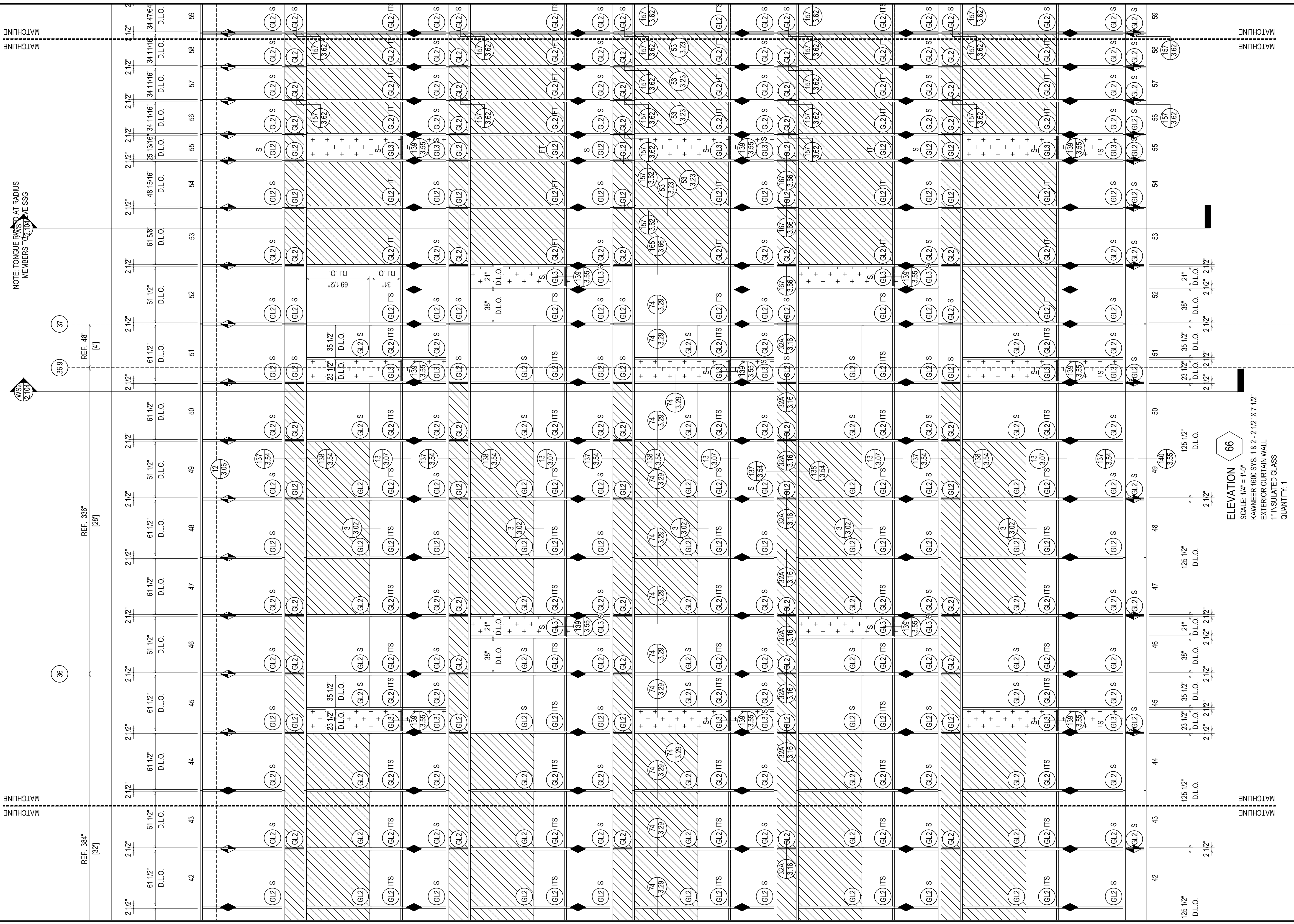
**NGMC GAINESVILLE CLINICAL EXP. (LVL 03 - 09)**  
 743 SPRING ST NE  
 GAINESVILLE, GA 30501

**GRAHAM-HODGE ASSOCIATES INC.**

JOB #

DRAWN BY: RA DATE: 09.30.22  
 CHECKED BY: JT DATE: 09.30.22

**2.101**



ERECTOR / G.C. NOTE:  
PLEASE FIELD VERIFY ALL DIMENSIONS

REV.	DESCRIPTION
△	157
NO	DESCRIPTION
	DRAWING SUBMISSION

**NGMC GAINESVILLE CLINICAL EXP. (LVL 03 - 09)**  
 743 SPRING ST NE  
 GAINESVILLE, GA 30501

**GRAHAM-HODGE**  
ASSOCIATES INC.

JOB #

DRAWN BY: RA DATE: 09.30.22  
 CHECKED BY: JT DATE: 09.30.22

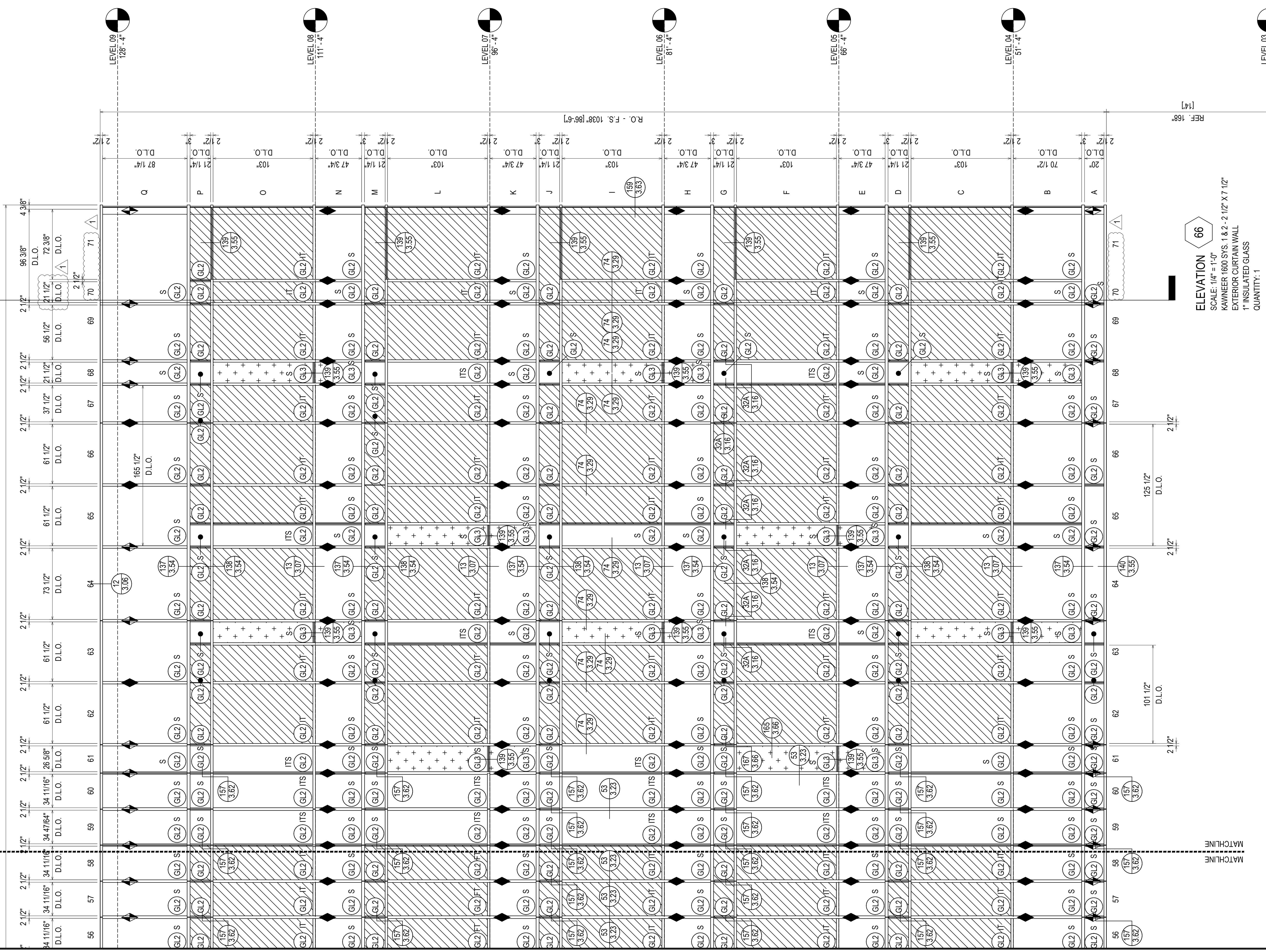
**2.102**



NOTE: TONGUE RIPPED AT RADIUS MEMBERS TO ACHIEVE SSG

MATCHLINE

MS 2.103



ELEVATION 66  
 SCALE: 1/4" = 1'-0"  
 KAWNEER 1600 SYS. 1 & 2 - 2 1/2" X 7 1/2"  
 EXTERIOR CURTAIN WALL  
 1" INSULATED GLASS  
 QUANTITY: 1

ERECTOR/G.C. NOTE:  
 PLEASE FIELD VERIFY ALL DIMENSIONS

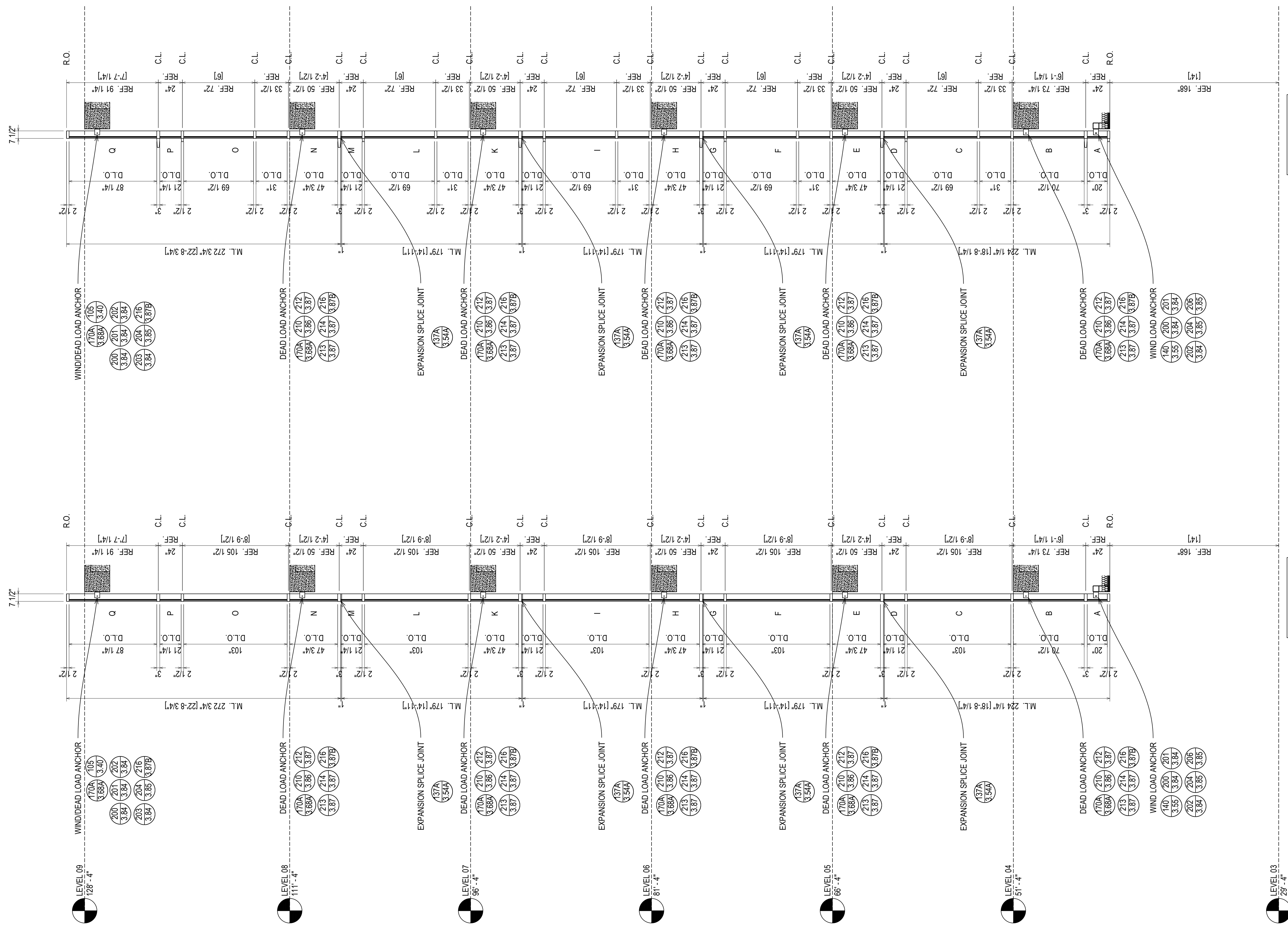
REV	DESCRIPTION	DATE
1	ISSUED FOR PERIOD	02.28.22
NO	DESCRIPTION	
	DRAWING SUBMISSION	

**NGMC GAINESVILLE CLINICAL EXP. (LVL 03 - 09)**  
 743 SPRING ST NE  
 GAINESVILLE, GA 30501

**GRAHAM-HODGE ASSOCIATES INC.**  
 JOB #

DRAWN BY:	DATE:
RA	09.30.22
CHECKED BY:	DATE:
JT	09.30.22

**2.103**



ARCH. REF.: 2/A40.302  
 WALL SECTION 1  
 2.104

ARCH. REF.: 2/A40.302  
 WALL SECTION 2  
 2.104

ELEVATION 66  
 SCALE: 1/4" = 1'-0"  
 KAWNEER 1600 SYS. 1 & 2 - 2 1/2" X 7 1/2"  
 EXTERIOR CURTAIN WALL  
 1" INSULATED GLASS  
 QUANTITY: 1

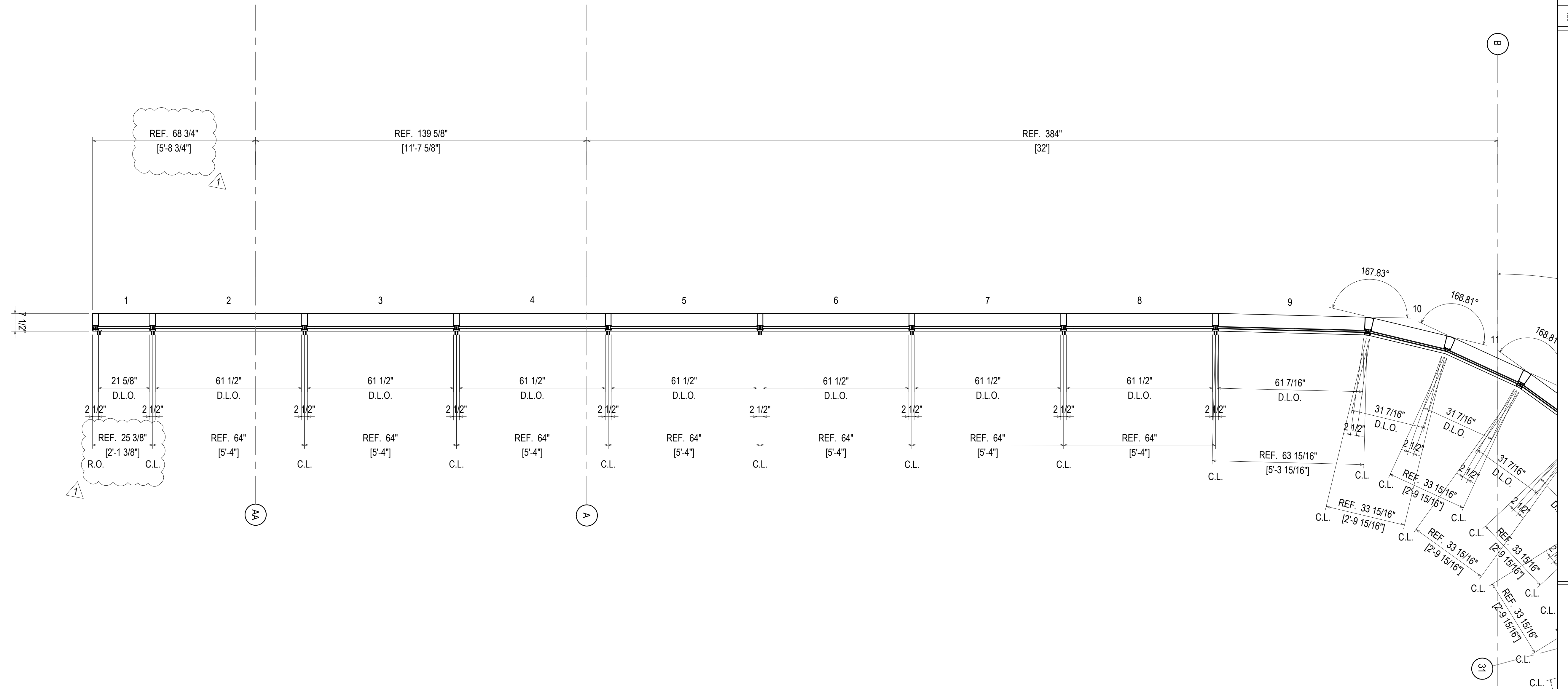
ERECTOR / G.C. NOTE:  
 PLEASE FIELD VERIFY ALL DIMENSIONS

REV	DESCRIPTION	DATE
1	1ST REVISION	02.28.22
NO	DESCRIPTION	
	DRAWING SUBMISSION	

NGMC GAINESVILLE CLINICAL EXP. (LVL 03 - 09)  
 743 SPRING ST NE  
 GAINESVILLE, GA 30501



DRAWN BY: _RA	DATE: _09.30.22
CHECKED BY: _JT	DATE: _09.30.22



ELEVATION 66  
 SCALE: 1/2" = 1'-0"  
 KAWNEER 1600 SYS. 1 & 2 - 2 1/2" X 7 1/2"  
 EXTERIOR CURTAIN WALL  
 1" INSULATED GLASS  
 QUANTITY: 1

ERECTOR / G.C. NOTE:  
 PLEASE FIELD VERIFY ALL DIMENSIONS

REV	DESCRIPTION	DATE
1	1ST REVISION	02.28.22
NO	DESCRIPTION	
	DRAWING SUBMISSION	

**NGMC GAINESVILLE CLINICAL EXP. (LVL 03 - 09)**  
 743 SPRING ST NE  
 GAINESVILLE, GA 30501

**GRAHAM-HODGE**  
 ASSOCIATES INC.

JOB #

DRAWN BY:	DATE:
RA	09.30.22
CHECKED BY:	DATE:
JT	09.30.22

**2.105**

ERECTOR / G.C. NOTE:  
PLEASE FIELD VERIFY ALL DIMENSIONS

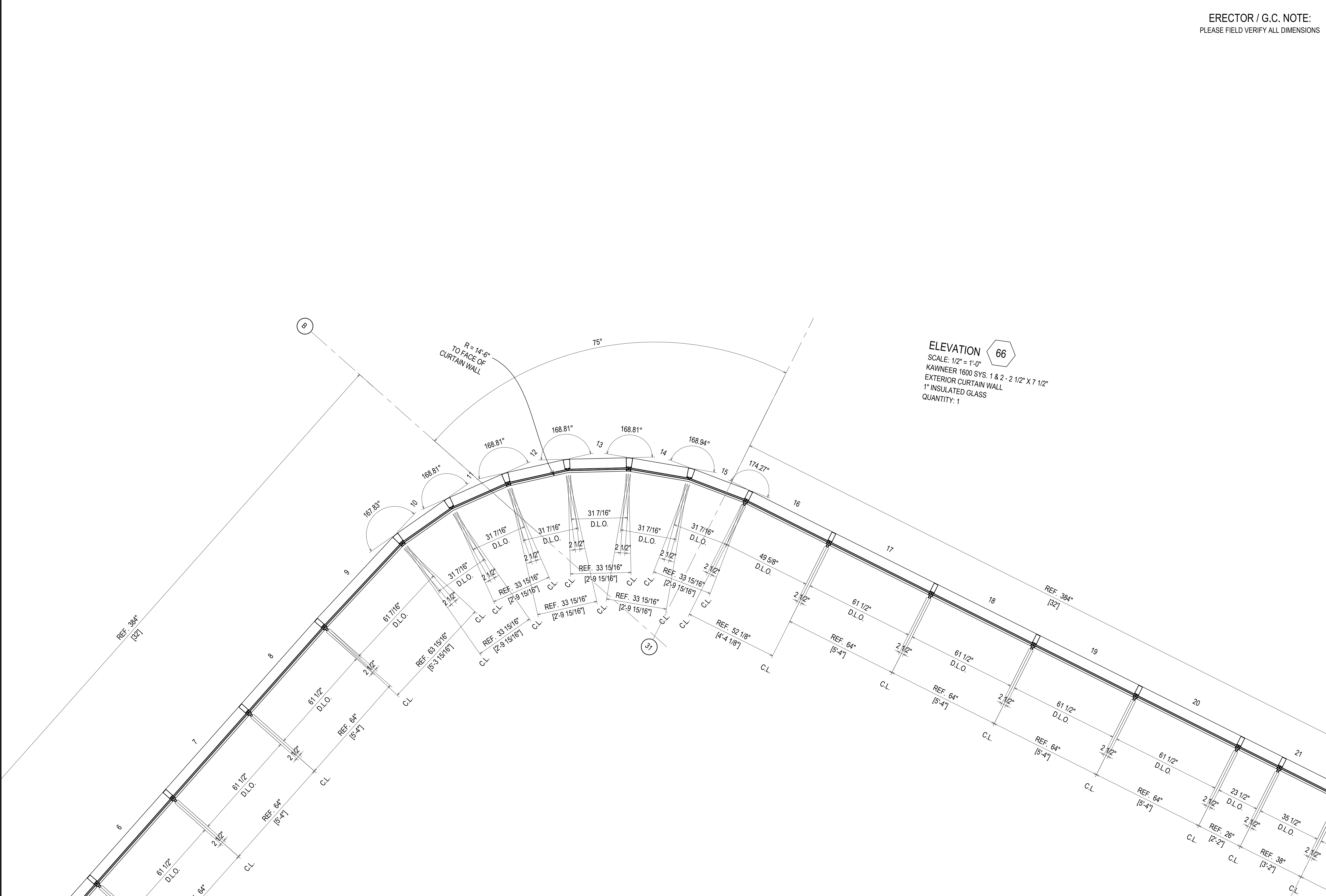
REV	DESCRIPTION	DATE
1	1ST REVISION	02.28.22
NO	DESCRIPTION	
	DRAWING SUBMISSION	

NGMC GAINESVILLE CLINICAL EXP. (LVL 03 - 09)  
743 SPRING ST NE  
GAINESVILLE, GA 30501

GRAHAM-HODGE  
ASSOCIATES INC.  
JOB #

DRAWN BY:	DATE:
RA	09.30.22
CHECKED BY:	DATE:
JT	09.30.22

2.106




ELEVATION 66  
SCALE: 1/2" = 1'-0"  
KAWNEER 1600 SYS. 1 & 2 - 2 1/2" X 7 1/2"  
EXTERIOR CURTAIN WALL  
1" INSULATED GLASS  
QUANTITY: 1

R = 14'-6"  
TO FACE OF  
CURTAIN WALL



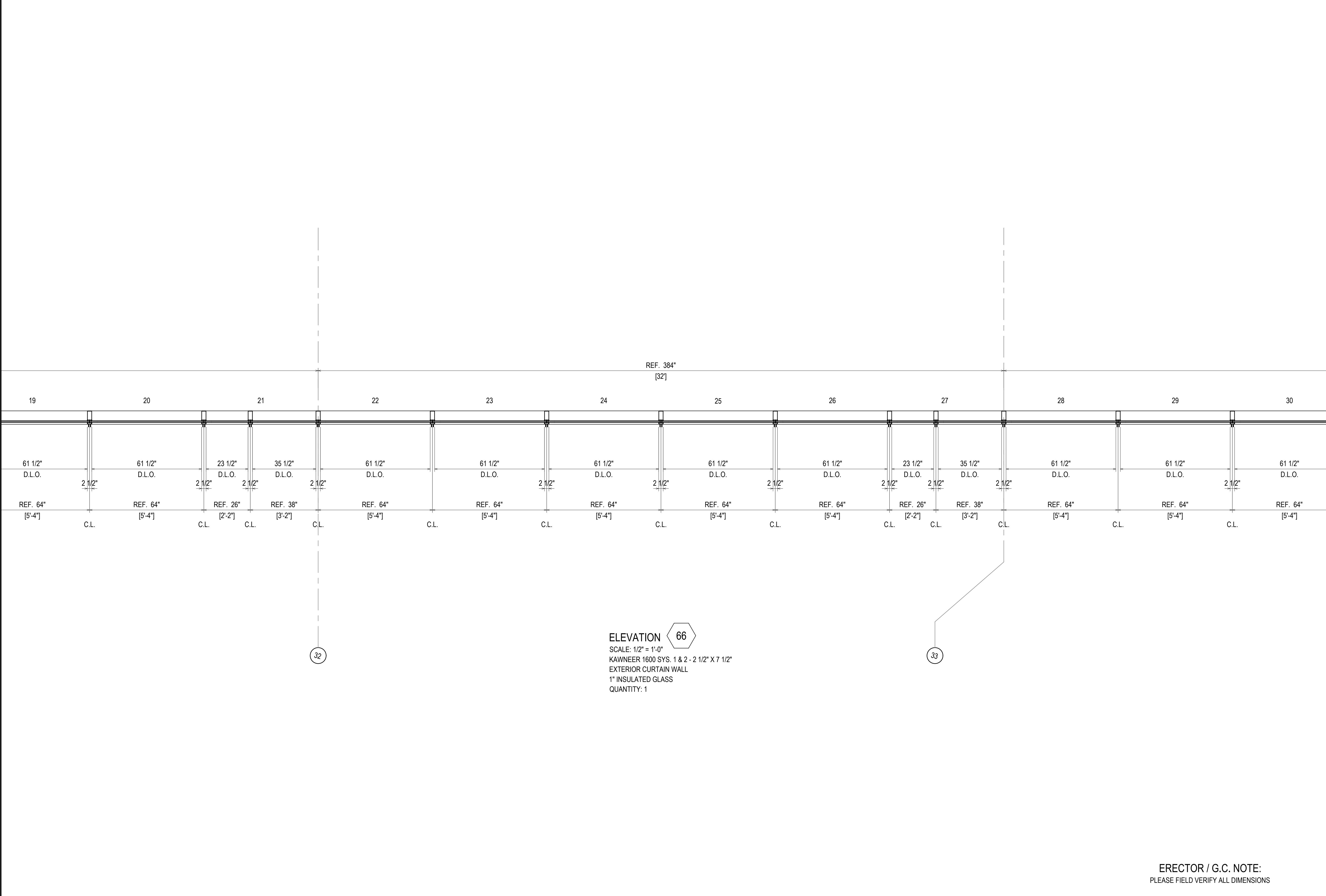
REV	DESCRIPTION	DATE
△	1ST REVISION	02.28.22
NO	DESCRIPTION	
	DRAWING SUBMISSION	

**NGMC GAINESVILLE CLINICAL EXP. (LVL 03 - 09)**  
**743 SPRING ST NE**  
**GAINESVILLE, GA 30501**



DRAWN BY:	DATE:
RA	09.30.22
CHECKED BY:	DATE:
JT	09.30.22

**2.107**




**ELEVATION 66**  
 SCALE: 1/2" = 1'-0"  
 KAWNEER 1600 SYS. 1 & 2 - 2 1/2" X 7 1/2"  
 EXTERIOR CURTAIN WALL  
 1" INSULATED GLASS  
 QUANTITY: 1

**ERECTOR / G.C. NOTE:**  
 PLEASE FIELD VERIFY ALL DIMENSIONS


REV	DESCRIPTION	DATE
1	1ST REVISION	02/28/22
NO	DESCRIPTION	
	DRAWING SUBMISSION	

NGMC GAINESVILLE CLINICAL EXP. (LVL 03 - 09)  
 743 SPRING ST NE  
 GAINESVILLE, GA 30501




DRAWN BY:	DATE:
RA	09.30.22
CHECKED BY:	DATE:
JT	09.30.22

2.108




REV	DESCRIPTION	DATE
△	1ST REVISION	02/23/22
NO	DESCRIPTION	
	DRAWING SUBMISSION	

**NGMC GAINESVILLE CLINICAL EXP. (LVL 03 - 09)**  
**743 SPRING ST NE**  
**GAINESVILLE, GA 30501**



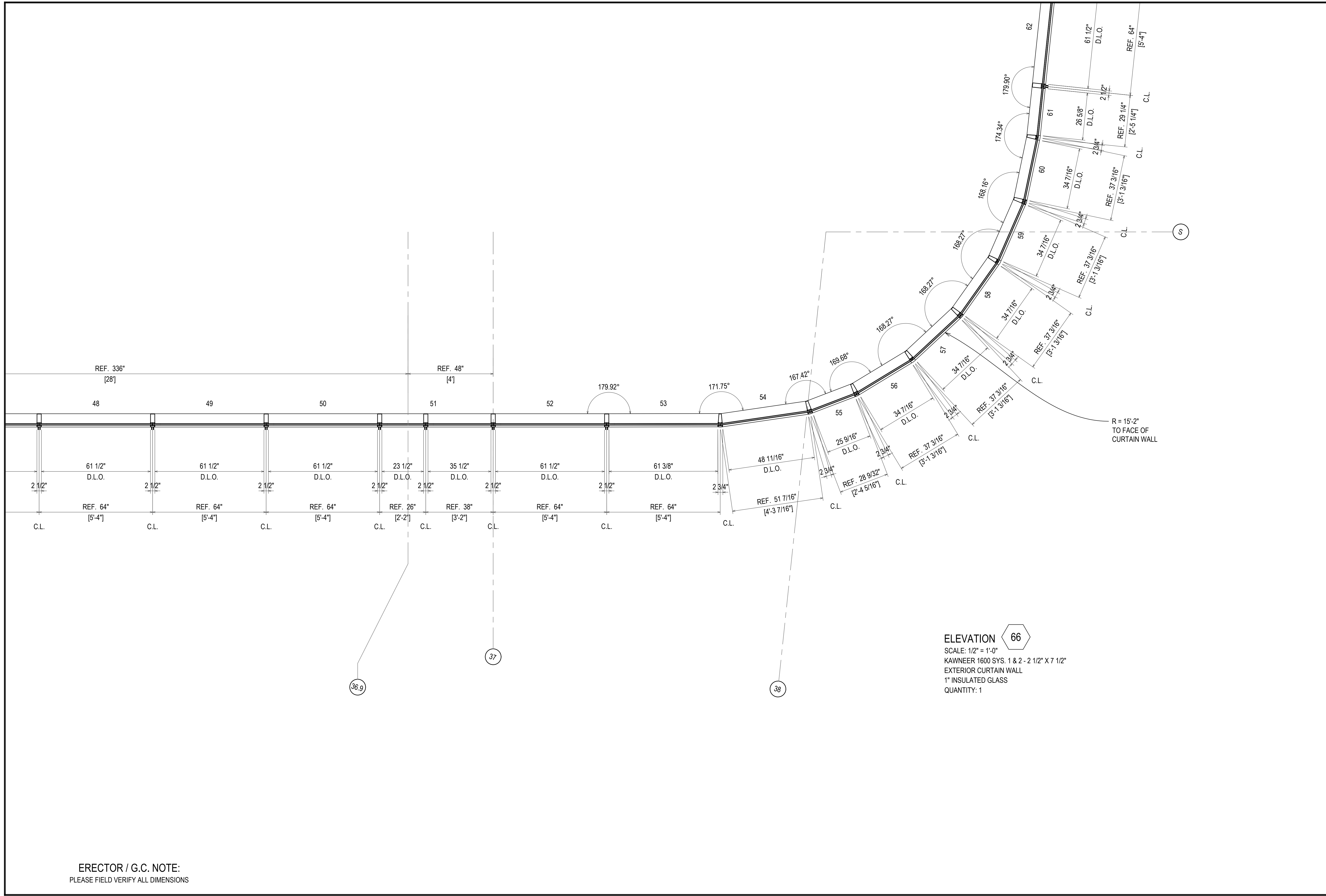
DRAWN BY:	DATE:
RA	09/30/22
CHECKED BY:	DATE:
JT	09/30/22

**2.109**



**ELEVATION 66**  
 SCALE: 1/2" = 1'-0"  
 KAWNEER 1600 SYS. 1 & 2 - 2 1/2" X 7 1/2"  
 EXTERIOR CURTAIN WALL  
 1" INSULATED GLASS  
 QUANTITY: 1

**ERECTOR / G.C. NOTE:**  
 PLEASE FIELD VERIFY ALL DIMENSIONS



ELEVATION 66  
 SCALE: 1/2" = 1'-0"  
 KAWNEER 1600 SYS. 1 & 2 - 2 1/2" X 7 1/2"  
 EXTERIOR CURTAIN WALL  
 1" INSULATED GLASS  
 QUANTITY: 1

ERECTOR / G.C. NOTE:  
 PLEASE FIELD VERIFY ALL DIMENSIONS

REV.	DESCRIPTION	DATE
1	1ST REVISION	02/23/22
NO	DESCRIPTION	
	DRAWING SUBMISSION	

**NGMC GAINESVILLE CLINICAL EXP. (LVL 03 - 09)**  
 743 SPRING ST NE  
 GAINESVILLE, GA 30501

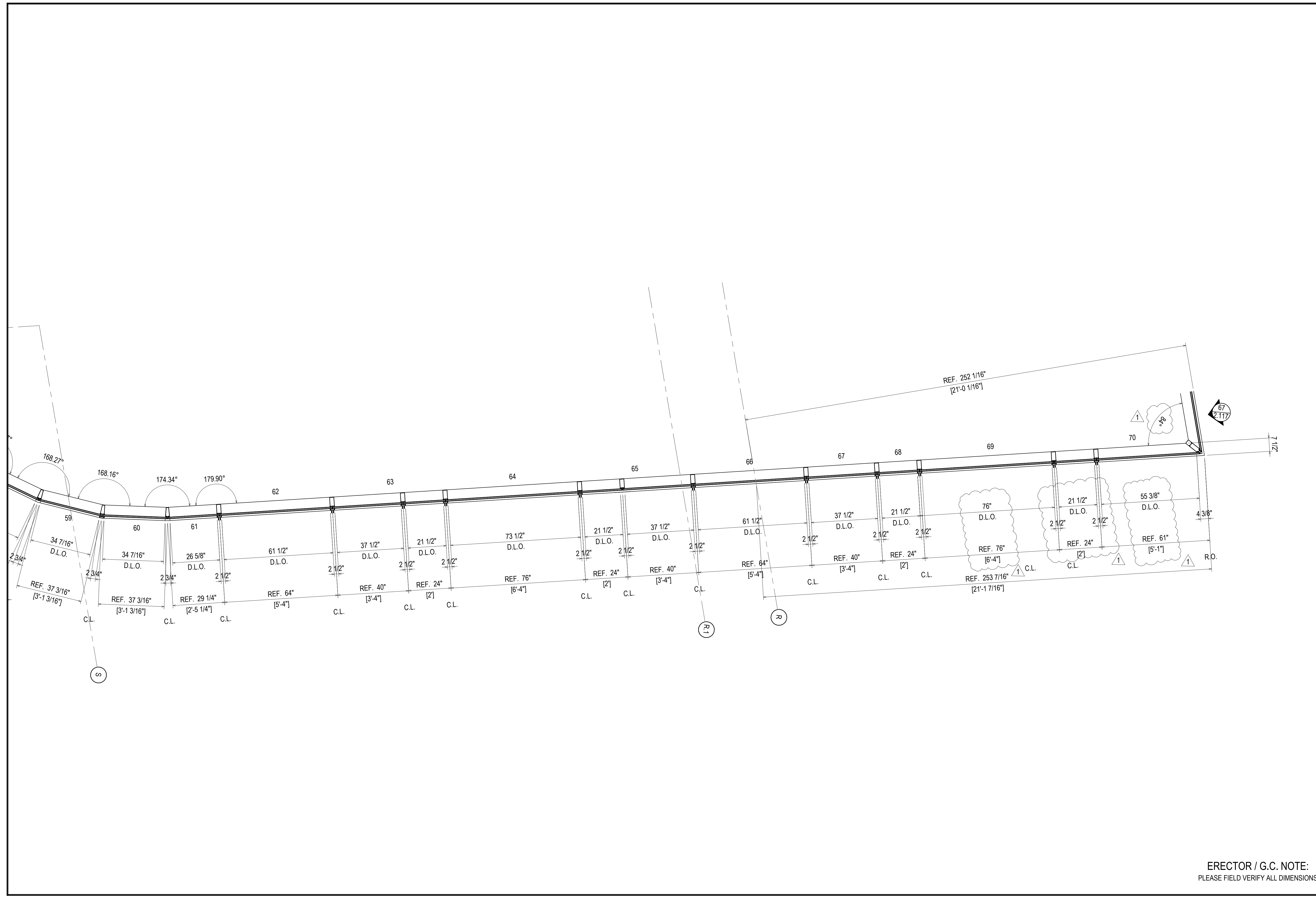
**GRAHAM-HODGE**  
 ASSOCIATES INC.

JOB #

DRAWN BY:	DATE:
RA	09.30.22
CHECKED BY:	DATE:
JT	09.30.22


**2.110**





REV	DESCRIPTION	DATE
1	1ST REVISION	02.28.22
NO	DESCRIPTION	
	DRAWING SUBMISSION	

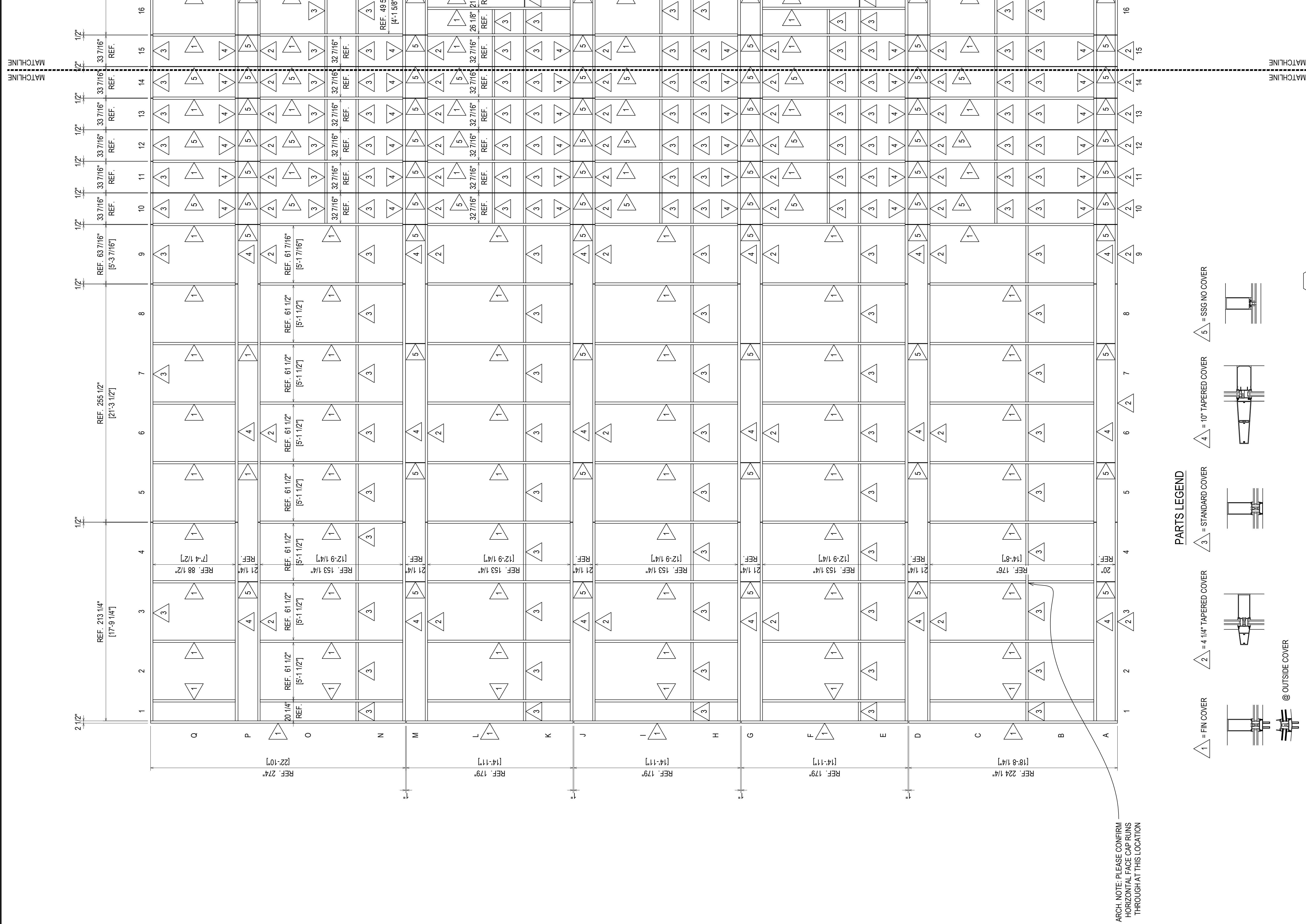
**NGMC GAINESVILLE CLINICAL EXP. (LVL 03 - 09)**  
 743 SPRING ST NE  
 GAINESVILLE, GA 30501



DRAWN BY:	DATE:
RA	09.30.22
CHECKED BY:	DATE:
JT	09.30.22

ERECTOR / G.C. NOTE:  
 PLEASE FIELD VERIFY ALL DIMENSIONS

**2.111**



ARCH. NOTE: PLEASE CONFIRM HORIZONTAL FACE CAP RUNS THROUGH AT THIS LOCATION

**PARTS LEGEND**

- ① = FIN COVER
  - ② = 4 1/4" TAPERED COVER
  - ③ = STANDARD COVER
  - ④ = 10" TAPERED COVER
  - ⑤ = SSG NO COVER
- @ OUTSIDE COVER  
 @ INSIDE COVER

ELEVATION 66 BACK MEMBER LAYOUT

ERECTOR / G.C. NOTE:  
PLEASE FIELD VERIFY ALL DIMENSIONS

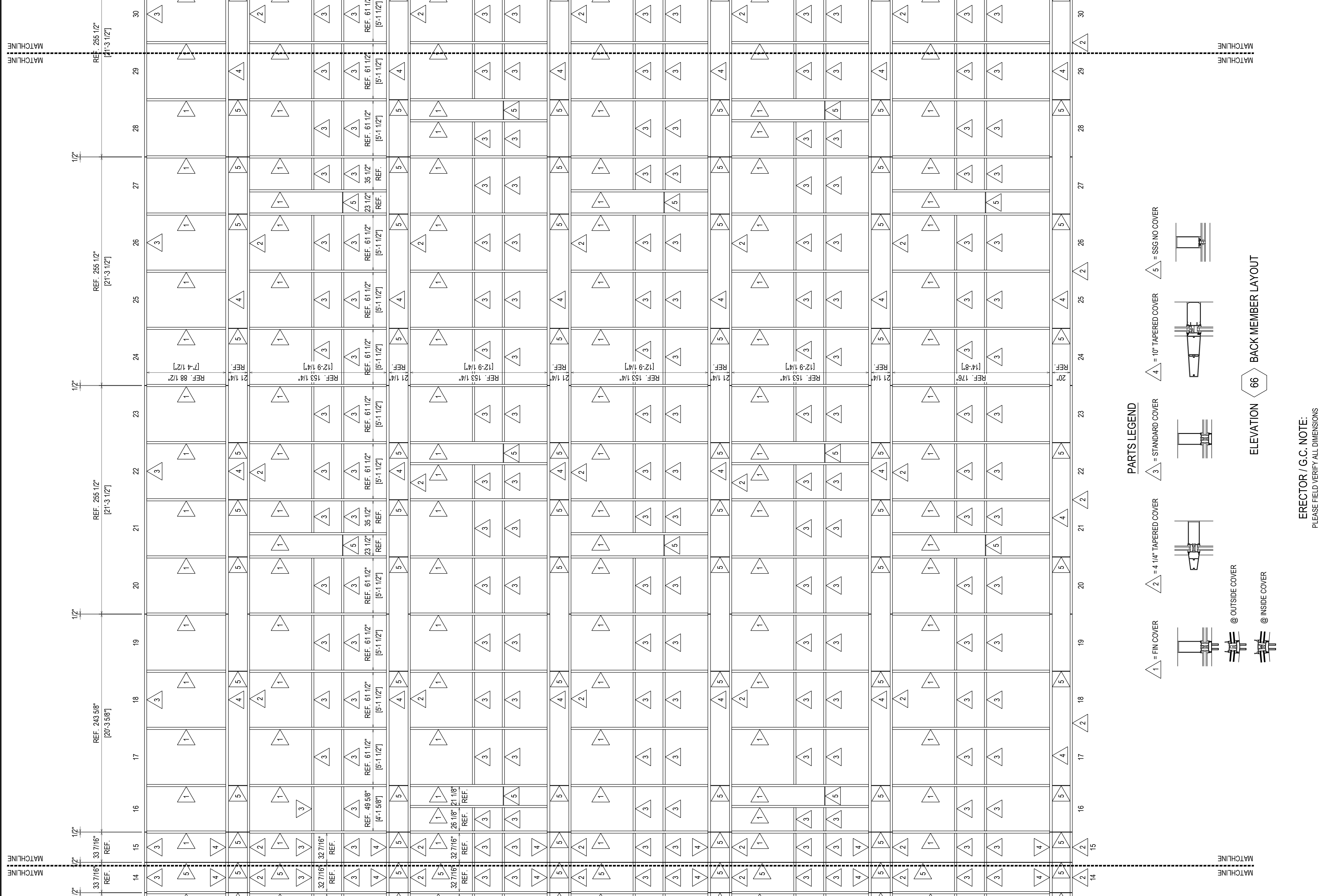
REV.	DESCRIPTION	DATE
Δ	1ST REVISION	02.28.22
NO	DESCRIPTION	
	DRAWING SUBMISSION	

**NGMC GAINESVILLE CLINICAL EXP. (LVL 03 - 09)**  
743 SPRING ST NE  
GAINESVILLE, GA 30501

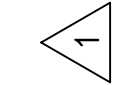



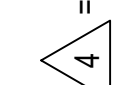
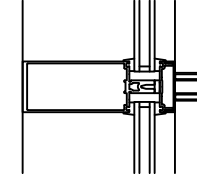
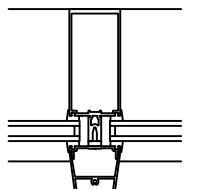
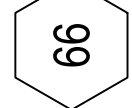
**GRAHAM-HODGE ASSOCIATES INC.**

JOB #

DRAWN BY:	DATE:
RA	09.30.22
CHECKED BY:	DATE:
JT	09.30.22



**PARTS LEGEND**

-  1 = FIN COVER
  -  2 = 4 1/4" TAPERED COVER
  -  3 = STANDARD COVER
  -  4 = 10" TAPERED COVER
  -  5 = SSG NO COVER
- 
-  @ OUTSIDE COVER
  -  @ INSIDE COVER
- 
-  ELEVATION 66 BACK MEMBER LAYOUT

ERECTOR / G.C. NOTE:  
PLEASE FIELD VERIFY ALL DIMENSIONS

<b>DATE</b>	02/28/22
<b>DESCRIPTION</b>	1ST FLOOR
<b>REV.</b>	
<b>NO</b>	
<b>DESCRIPTION</b>	DRAWING SUBMISSION

**NGMC GAINESVILLE CLINICAL EXP. (LVL 03 - 09)**  
 743 SPRING ST NE  
 GAINESVILLE, GA 30501



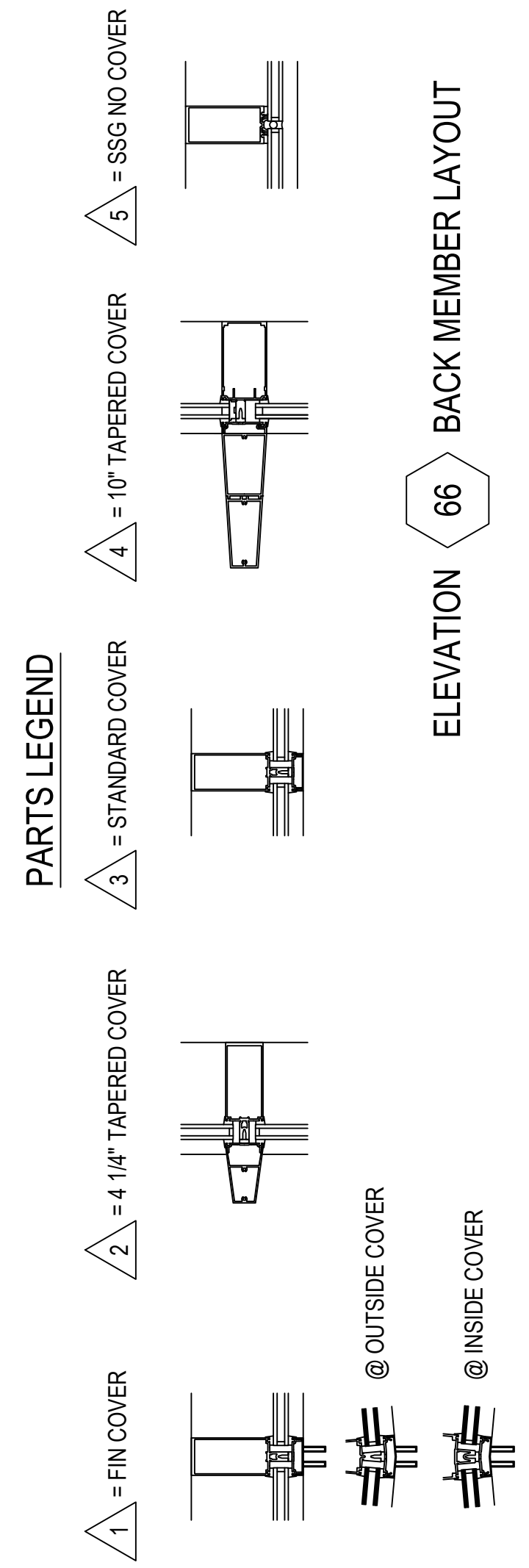
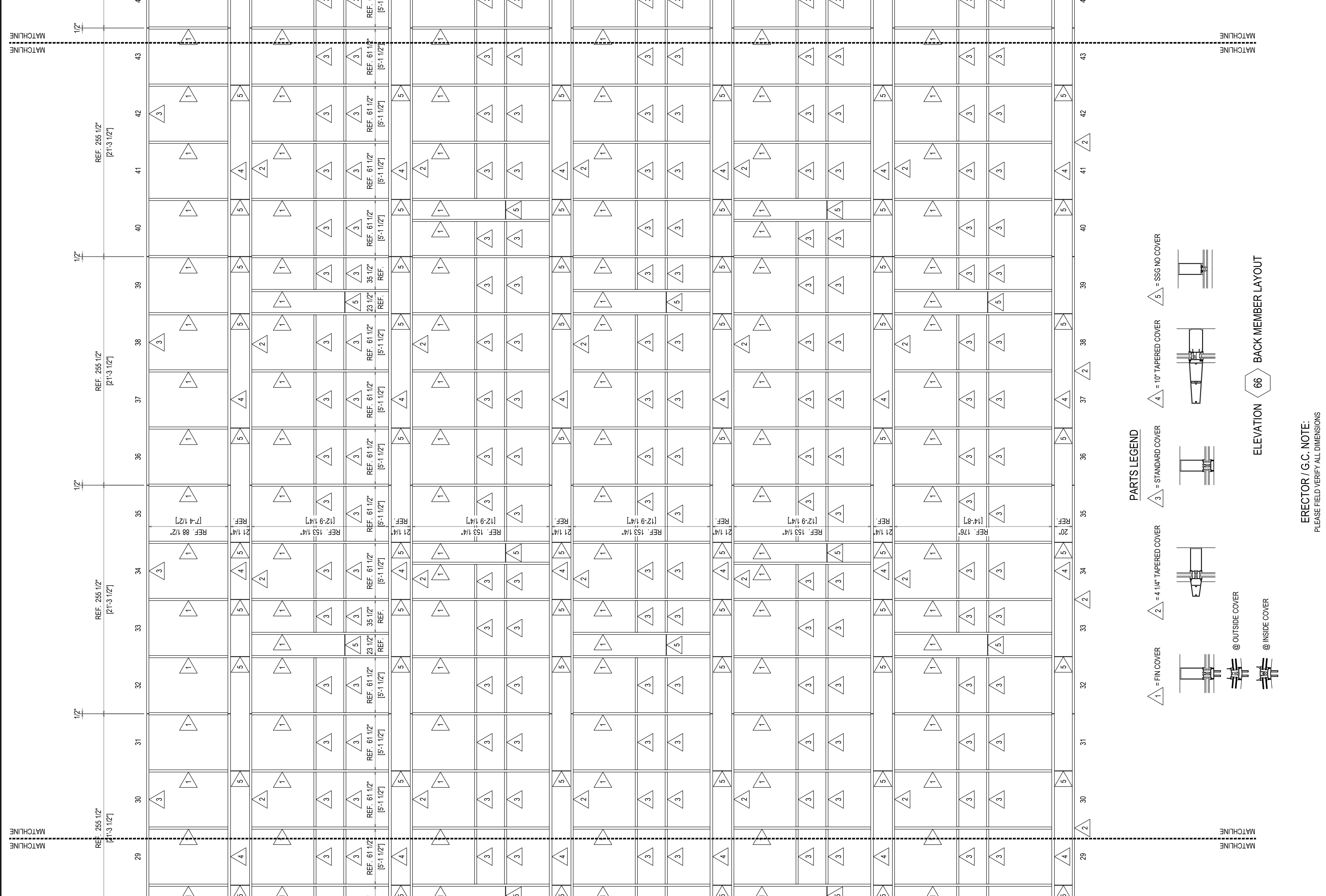
**GRAHAM-HODGE ASSOCIATES INC.**

JOB #

<b>DRAWN BY:</b>	<b>DATE:</b>
RA	09.30.22
<b>CHECKED BY:</b>	<b>DATE:</b>
JT	09.30.22

2.113



ERECTOR / G.C. NOTE:  
PLEASE FIELD VERIFY ALL DIMENSIONS

REV.	DESCRIPTION	DATE
1	ISSUE FOR BIDDING	02.28.22
NO	DESCRIPTION	
	DRAWING SUBMISSION	

**NGMC GAINESVILLE CLINICAL EXP. (LVL 03 - 09)**  
743 SPRING ST NE  
GAINESVILLE, GA 30501

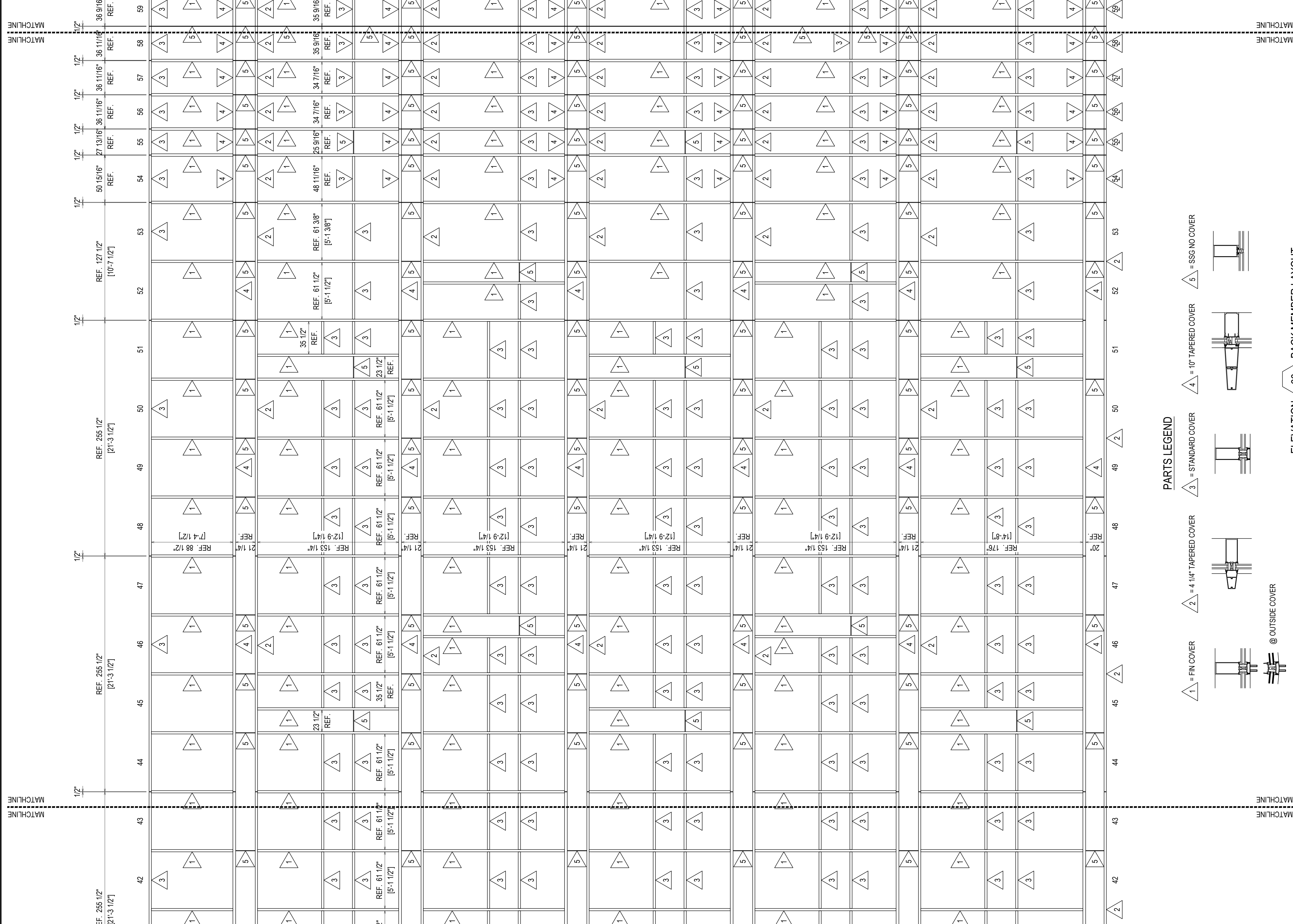
**GRAHAM-HODGE ASSOCIATES INC.**

JOB # \_\_\_\_\_

DRAWN BY:	DATE:
RA	09.30.22
CHECKED BY:	DATE:
JT	09.30.22

**2.114**





**PARTS LEGEND**

- 1 = FIN COVER
- 2 = 4 1/4" TAPERED COVER
- 3 = STANDARD COVER
- 4 = 10" TAPERED COVER
- 5 = SSG NO COVER
- @ OUTSIDE COVER
- @ INSIDE COVER
- 66 ELEVATION

**BACK MEMBER LAYOUT**

ERECTOR / G.C. NOTE:  
PLEASE FIELD VERIFY ALL DIMENSIONS

REV.	DESCRIPTION	DATE
1	ISSUED FOR PERIOD	02.28.22
NO	DESCRIPTION	
	DRAWING SUBMISSION	

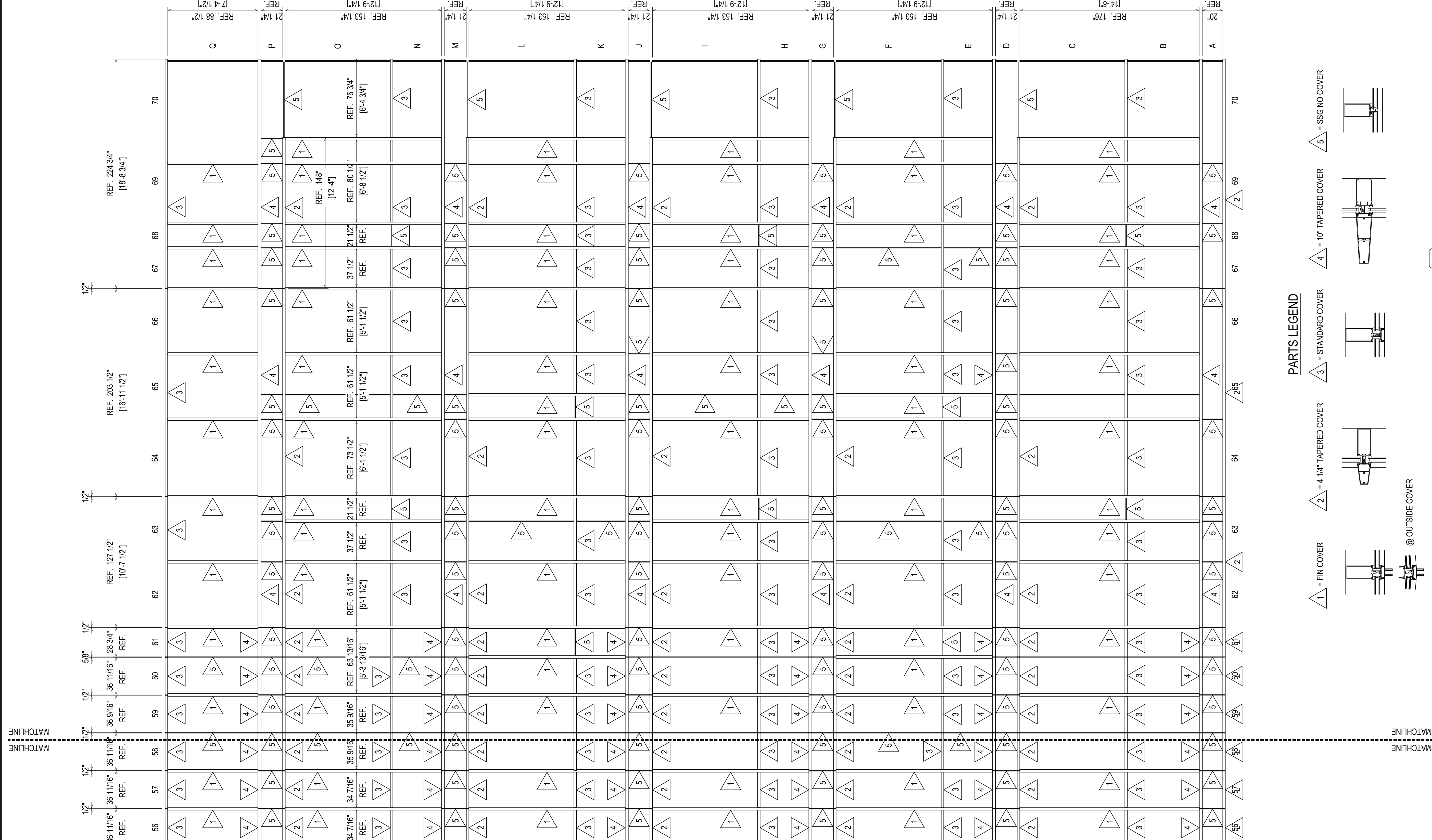
**NGMC GAINESVILLE CLINICAL EXP. (LVL 03 - 09)**  
743 SPRING ST NE  
GAINESVILLE, GA 30501

**GRAHAM-HODGE ASSOCIATES INC.**

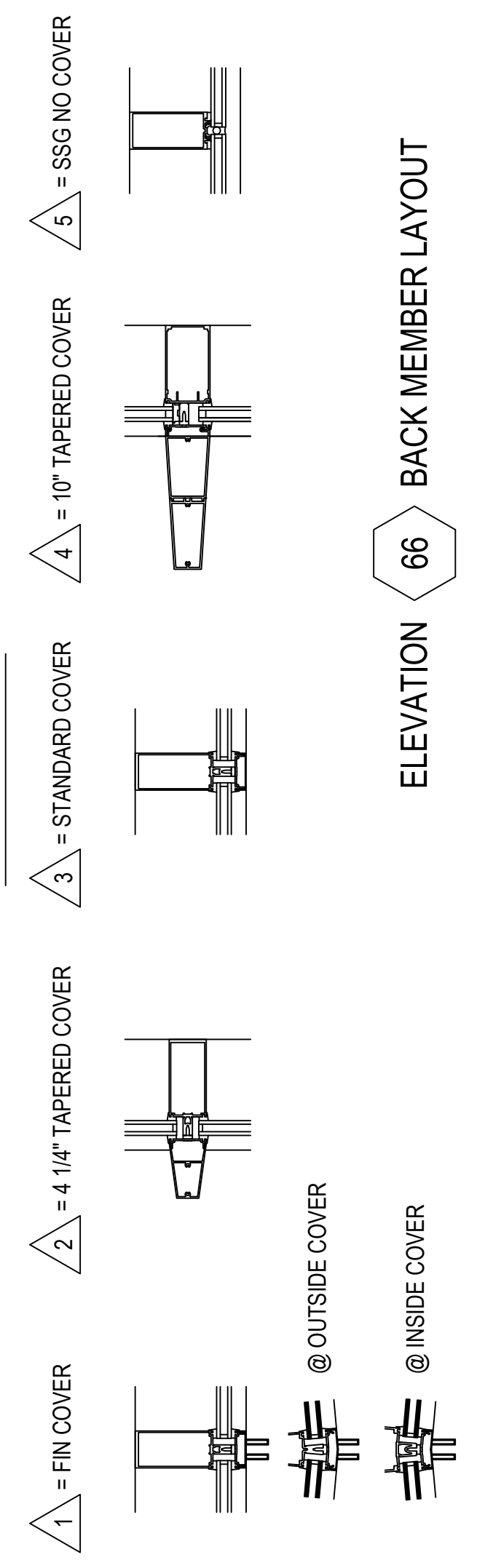
JOB #

DRAWN BY:	DATE:
RA	09.30.22
CHECKED BY:	DATE:
JT	09.30.22

**2.115**



**PARTS LEGEND**



ELEVATION 66 BACK MEMBER LAYOUT

REV	DESCRIPTION	DATE
Δ	1ST REVISION	02.28.22
NO	DESCRIPTION	
	DRAWING SUBMISSION	

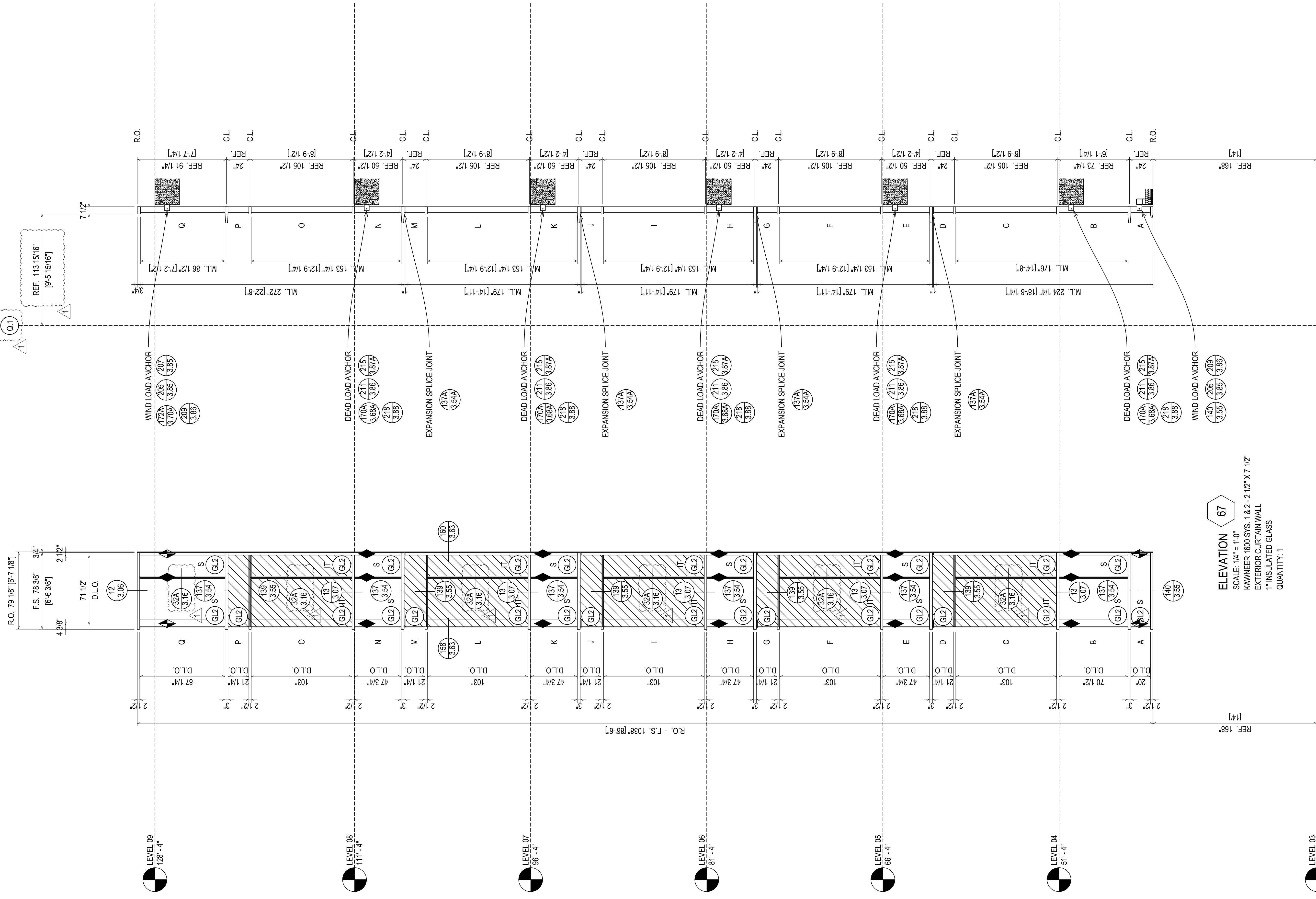
**NGMC GAINESVILLE CLINICAL EXP. (LVL 03 - 09)**  
 743 SPRING ST NE  
 GAINESVILLE, GA 30501

**GRAHAM-HODGE ASSOCIATES INC.**

JOB #

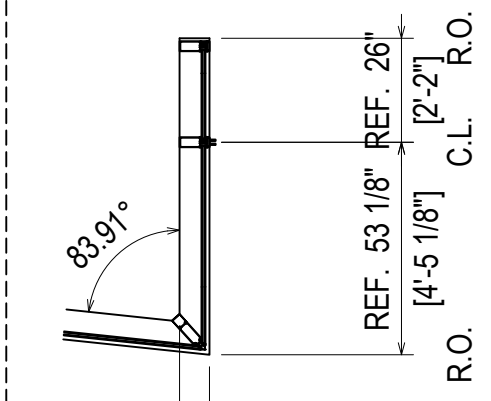
DRAWN BY: RA	DATE: 09.30.22
CHECKED BY: JT	DATE: 09.30.22

**2.116**



ARCH. REF.: 2/A40.302

**ELEVATION 67**  
 SCALE: 1/4" = 1'-0"  
 KAMNEER 1600 SYS. 1 & 2 - 2 1/2" X 7 1/2"  
 EXTERIOR CURTAIN WALL  
 1" INSULATED GLASS  
 QUANTITY: 1



ERECTOR / G.C. NOTE:  
 PLEASE FIELD VERIFY ALL DIMENSIONS

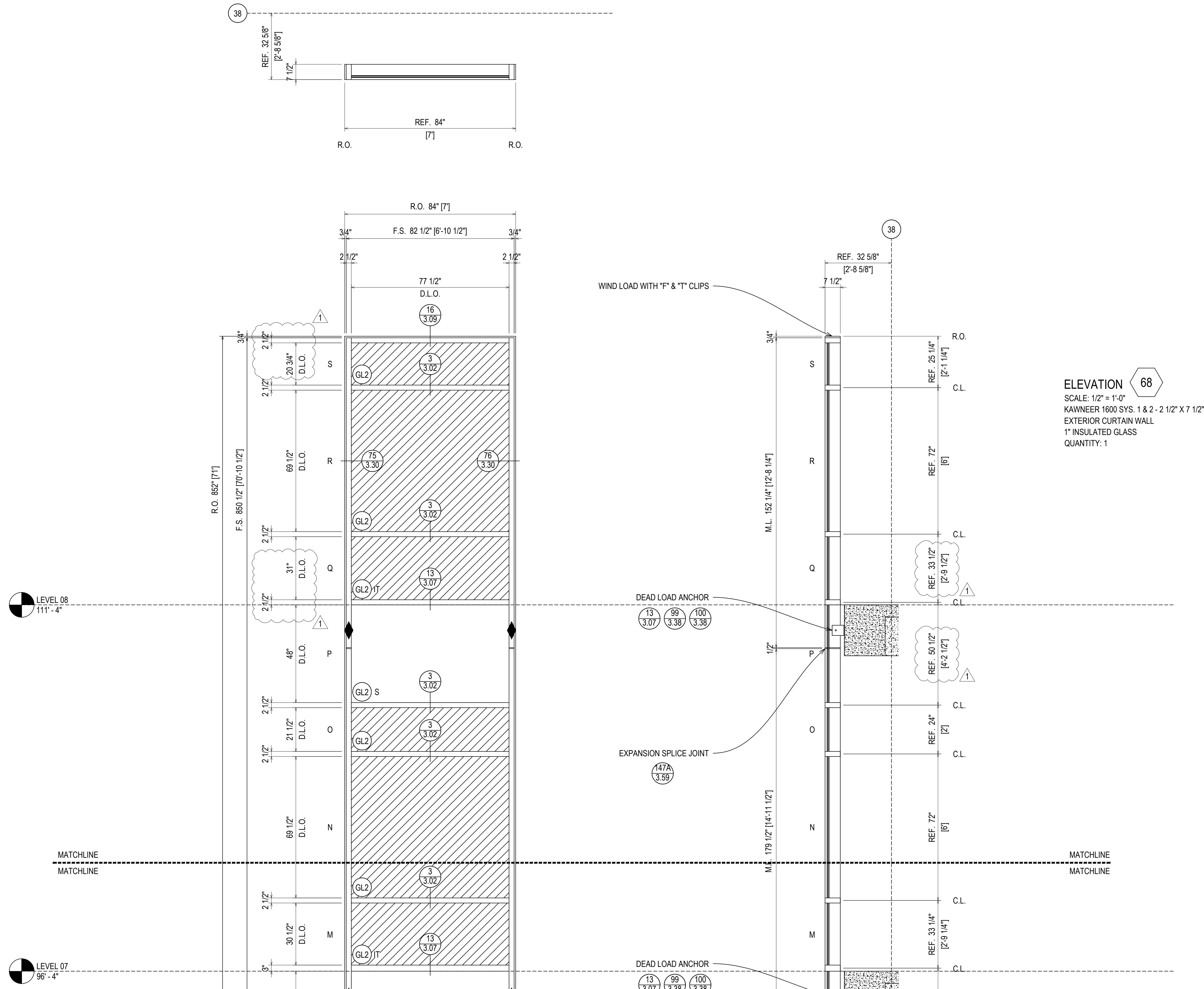
REV.	DESCRIPTION	DATE
1	1ST REVISION	02.28.22
NO	DESCRIPTION	
	DRAWING SUBMISSION	

**NGMC GAINESVILLE CLINICAL EXP. (LVL 03 - 09)**  
 743 SPRING ST NE  
 GAINESVILLE, GA 30501



JOB #

DRAWN BY: _RA_	DATE: _09.30.22_
CHECKED BY: _JT_	DATE: _09.30.22_



ELEVATION 68  
 SCALE: 1/2" = 1'-0"  
 KAWNEER 1600 SYS. 1 & 2 - 2 1/2" X 7 1/2"  
 EXTERIOR CURTAIN WALL  
 1" INSULATED GLASS  
 QUANTITY: 1

REV	DESCRIPTION	DATE
1	1ST REVISION	02.28.22
NO	DESCRIPTION	
	DRAWING SUBMISSION	

NGMC GAINESVILLE CLINICAL EXP. (LVL 03 - 09)  
 743 SPRING ST NE  
 GAINESVILLE, GA 30501

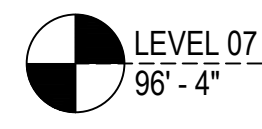
**GRAHAM-HODGE**  
 ASSOCIATES INC.

JOB #

DRAWN BY: _RA	DATE: _09.30.22
CHECKED BY: _JT	DATE: _09.30.22

**2.118**



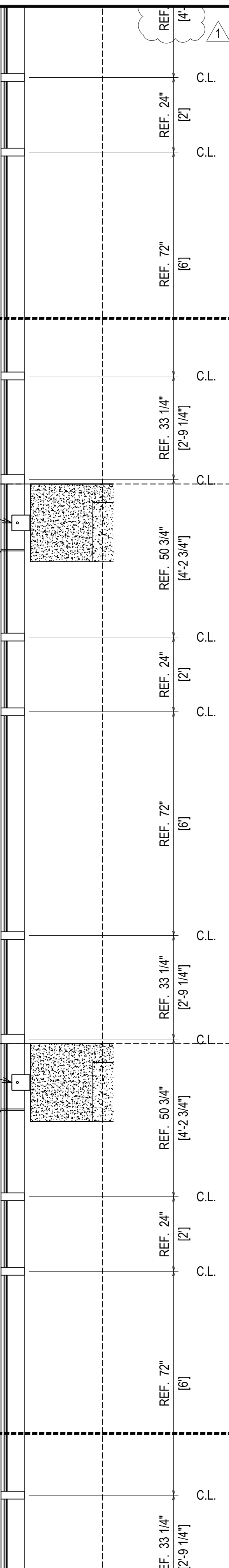
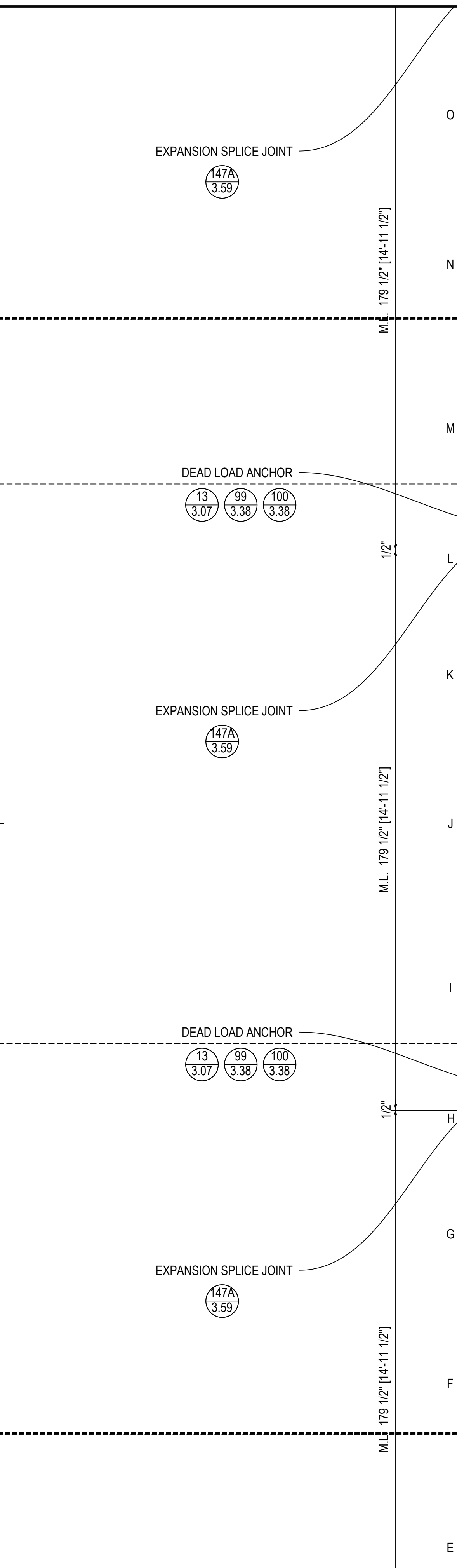
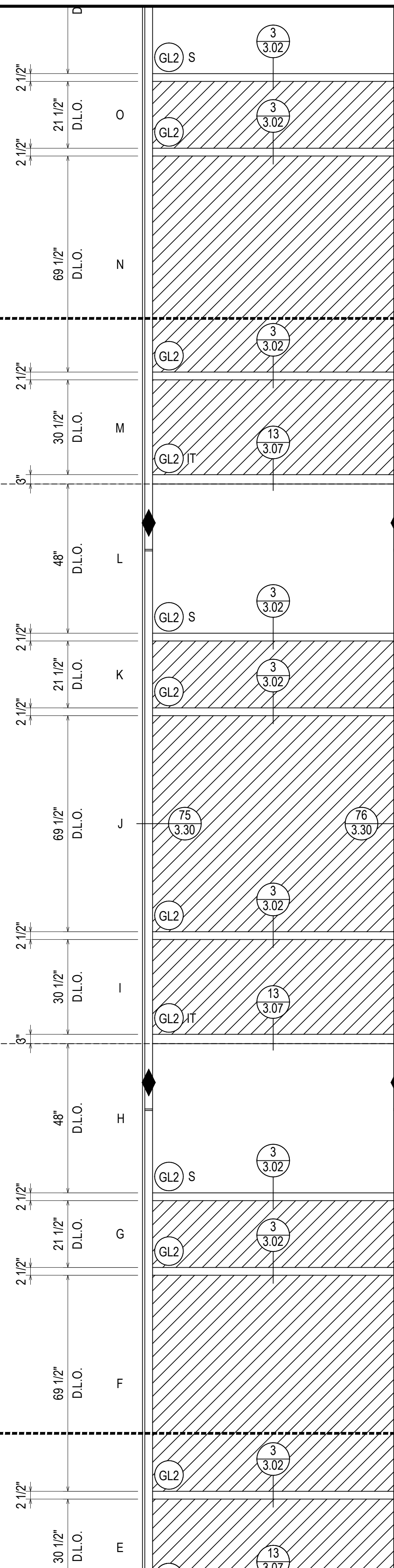


MATCHLINE  
MATCHLINE

MATCHLINE  
MATCHLINE

R.O. 852' [7'1"]

F.S. 850 1/2" [70'-10 1/2"]



**ELEVATION 68**  
 SCALE: 1/2" = 1'-0"  
 KAWNEER 1600 SYS. 1 & 2 - 2 1/2" X 7 1/2"  
 EXTERIOR CURTAIN WALL  
 1" INSULATED GLASS  
 QUANTITY: 1

REV	DESCRIPTION	DATE
1	1ST REVISION	02.28.22
NO	DESCRIPTION	
	DRAWING SUBMISSION	

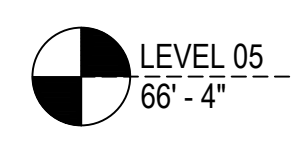
**NGMC GAINESVILLE CLINICAL EXP. (LVL 03 - 09)**  
 743 SPRING ST NE  
 GAINESVILLE, GA 30501

**GRAHAM-HODGE ASSOCIATES INC.**

JOB #

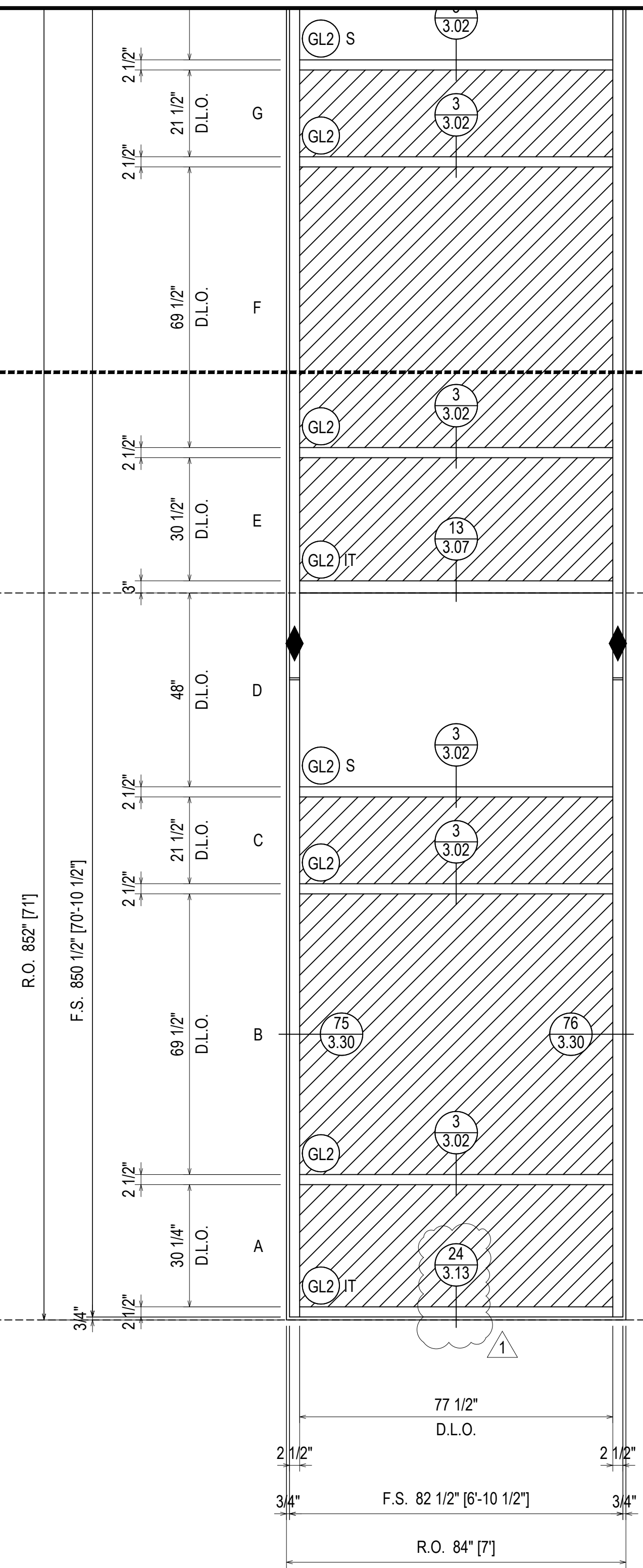
DRAWN BY: _RA_	DATE: _09.30.22_
CHECKED BY: _JT_	DATE: _09.30.22_

**2.119**



MATCHLINE  
MATCHLINE

MATCHLINE  
MATCHLINE

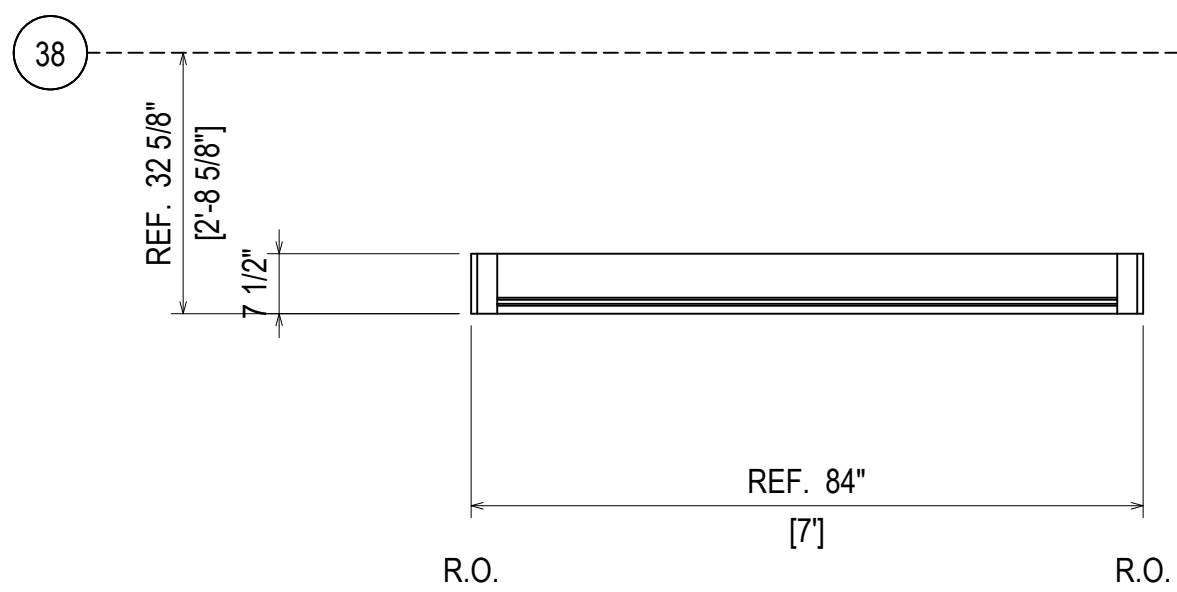


EXPANSION SPLICE JOINT  
147A  
3.59

DEAD LOAD ANCHOR  
13  
3.07    99  
3.38    100  
3.38

EXPANSION SPLICE JOINT  
147A  
3.59

DEAD LOAD WITH "F" & "T" CLIPS  
ARCH. REF.: 5/A31.002




ELEVATION 68

SCALE: 1/2" = 1'-0"  
KAWNEER 1600 SYS. 1 & 2 - 2 1/2" X 7 1/2"  
EXTERIOR CURTAIN WALL  
1" INSULATED GLASS  
QUANTITY: 1

ERECTOR / G.C. NOTE:  
PLEASE FIELD VERIFY ALL DIMENSIONS

REV.	DESCRIPTION	DATE
1	1ST REVISION	02.28.22
NO	DESCRIPTION	
	DRAWING SUBMISSION	

**NGMC GAINESVILLE CLINICAL EXP. (LVL 03 - 09)**  
 743 SPRING ST NE  
 GAINESVILLE, GA 30501

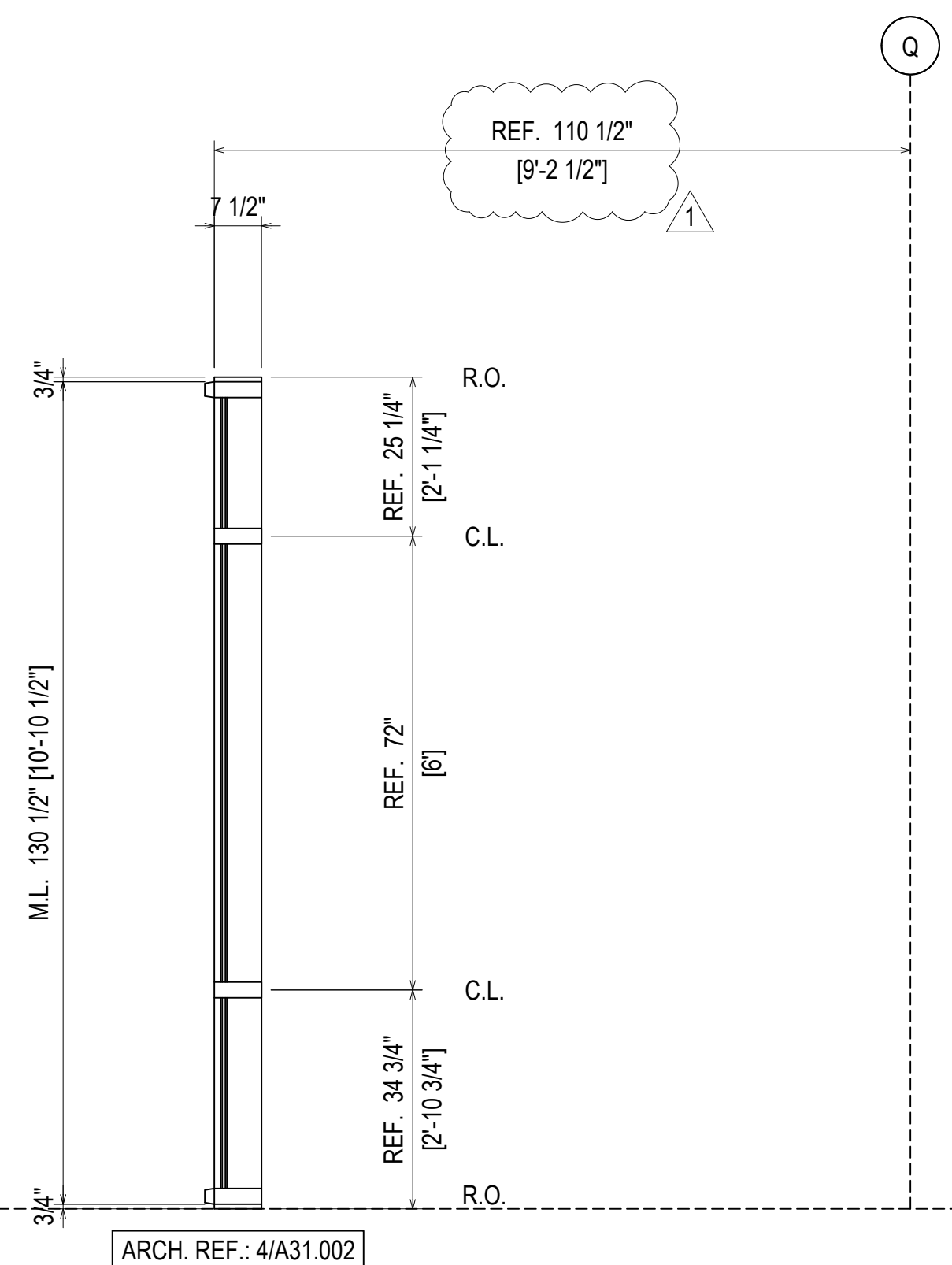


DRAWN BY: RA	DATE: 09.30.22
CHECKED BY: JT	DATE: 09.30.22

**2.120**



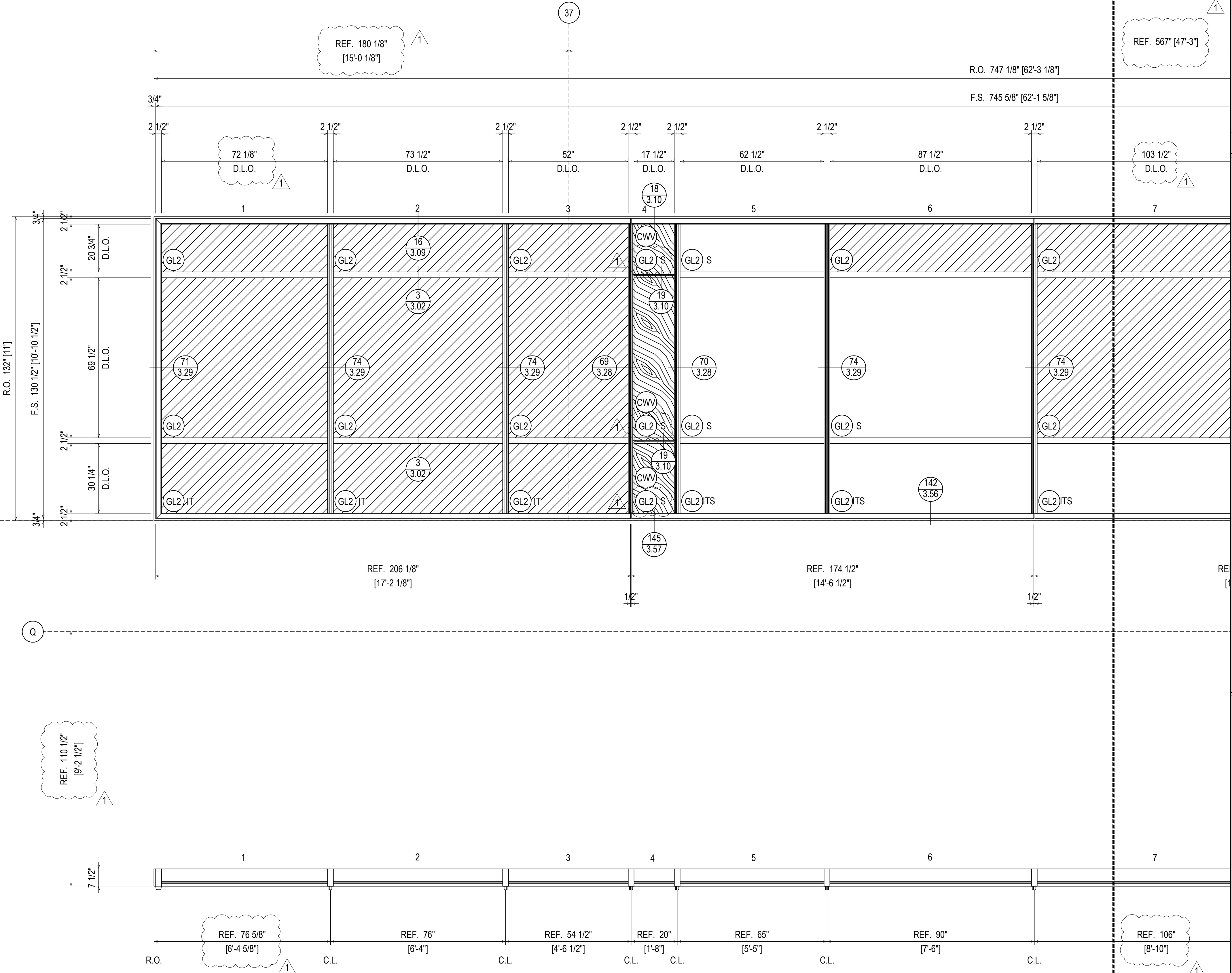
LEVEL 04  
51'-4"



ARCH. REF.: 4/A31.002

### ELEVATION 69

SCALE: 1/2" = 1'-0"  
 KAWNEER 1600 SYS. 1 & 2 - 2 1/2" X 7 1/2"  
 EXTERIOR CURTAIN WALL  
 1" INSULATED GLASS  
 QUANTITY: 3

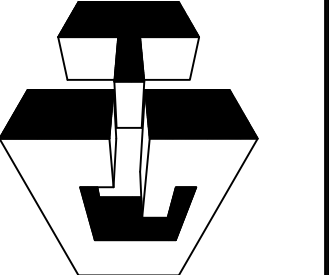


ERECTOR / G.C. NOTE:  
 PLEASE FIELD VERIFY ALL DIMENSIONS

REV.	DESCRIPTION	DATE
1	1ST REVISION	02/23/22
NO	DESCRIPTION	
	DRAWING SUBMISSION	

NGMC GAINESVILLE CLINICAL EXP. (LVL 03 - 09)  
 743 SPRING ST NE  
 GAINESVILLE, GA 30501

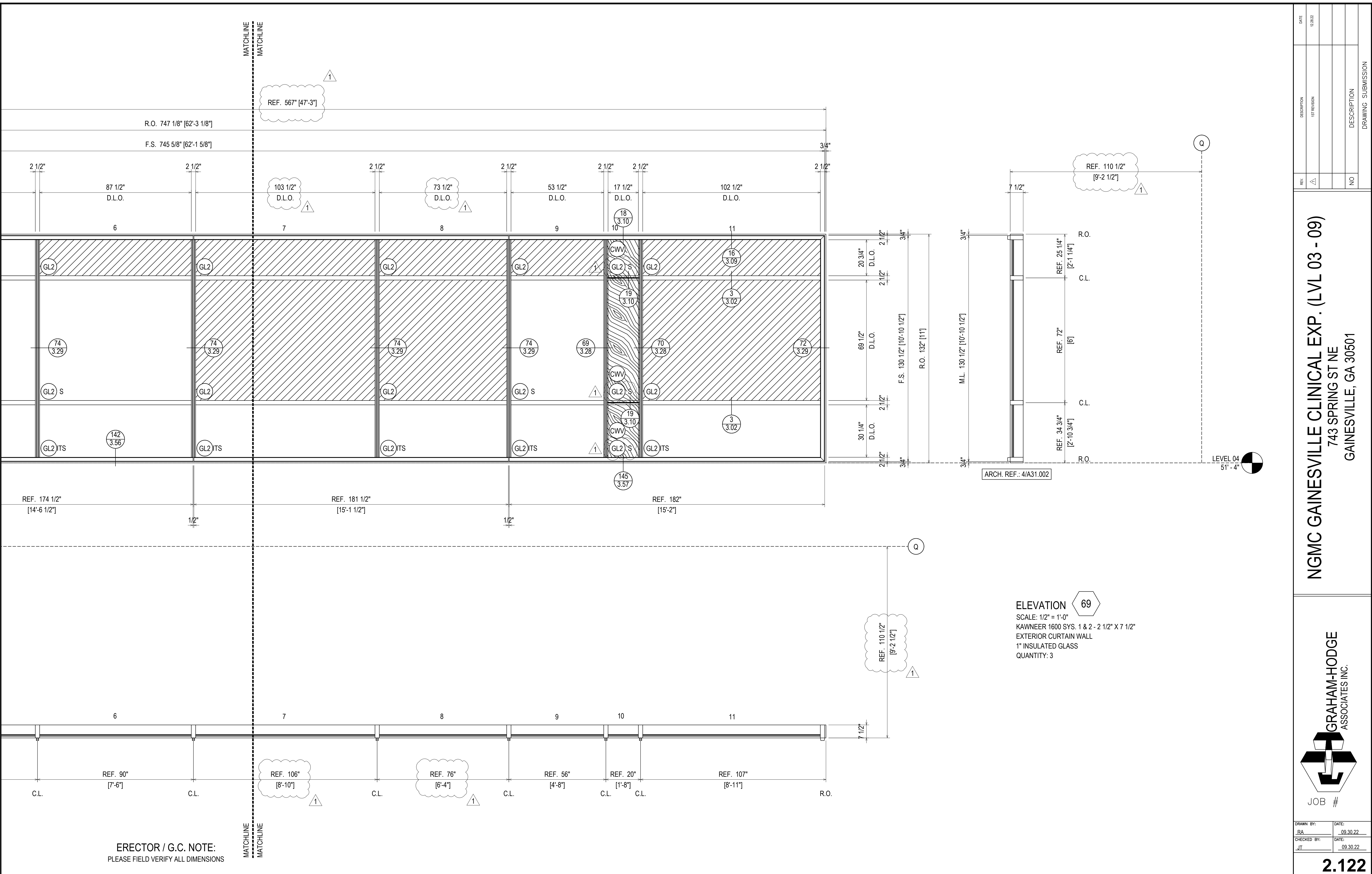
GRAHAM-HODGE  
 ASSOCIATES INC.



JOB #

DRAWN BY:	DATE:
RA	09.30.22
CHECKED BY:	DATE:
JT	09.30.22

2.121



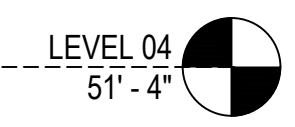
MATCHLINE

MATCHLINE

**ERECTOR / G.C. NOTE:**  
PLEASE FIELD VERIFY ALL DIMENSIONS

**ELEVATION 69**  
SCALE: 1/2" = 1'-0"  
KAWNEER 1600 SYS. 1 & 2 - 2 1/2" X 7 1/2"  
EXTERIOR CURTAIN WALL  
1" INSULATED GLASS  
QUANTITY: 3

ARCH. REF.: 4/A31.002



REV.	DESCRIPTION	DATE
1	1ST REVISION	02/23/22
NO	DESCRIPTION	
	DRAWING SUBMISSION	

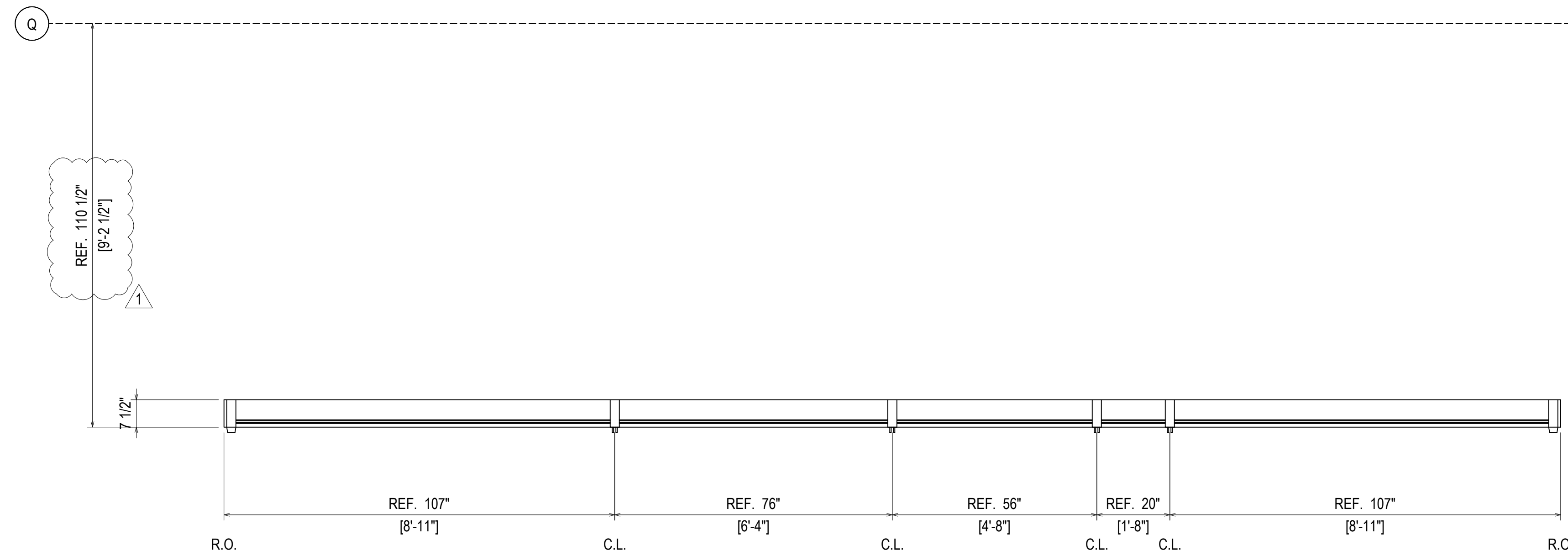
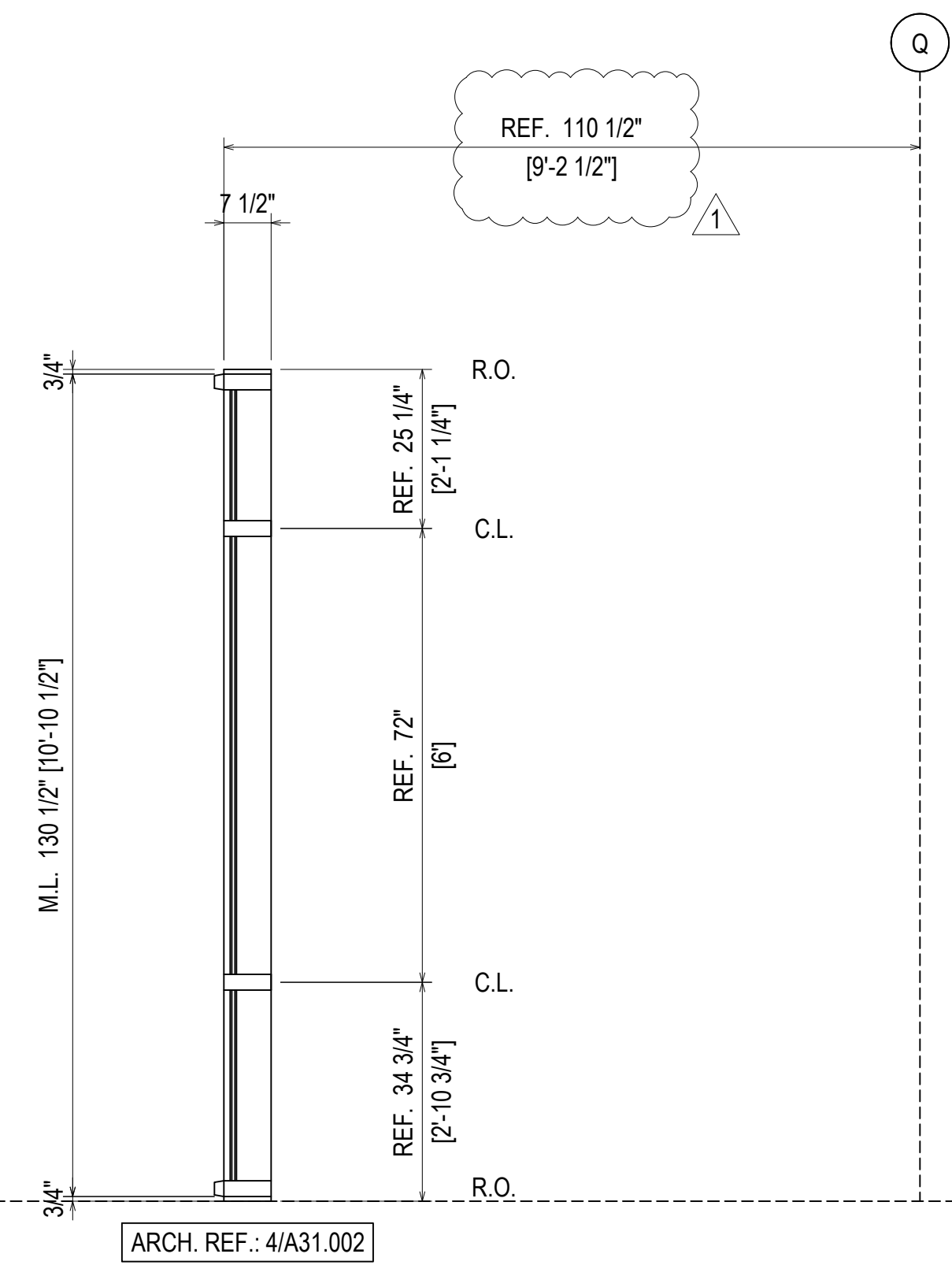
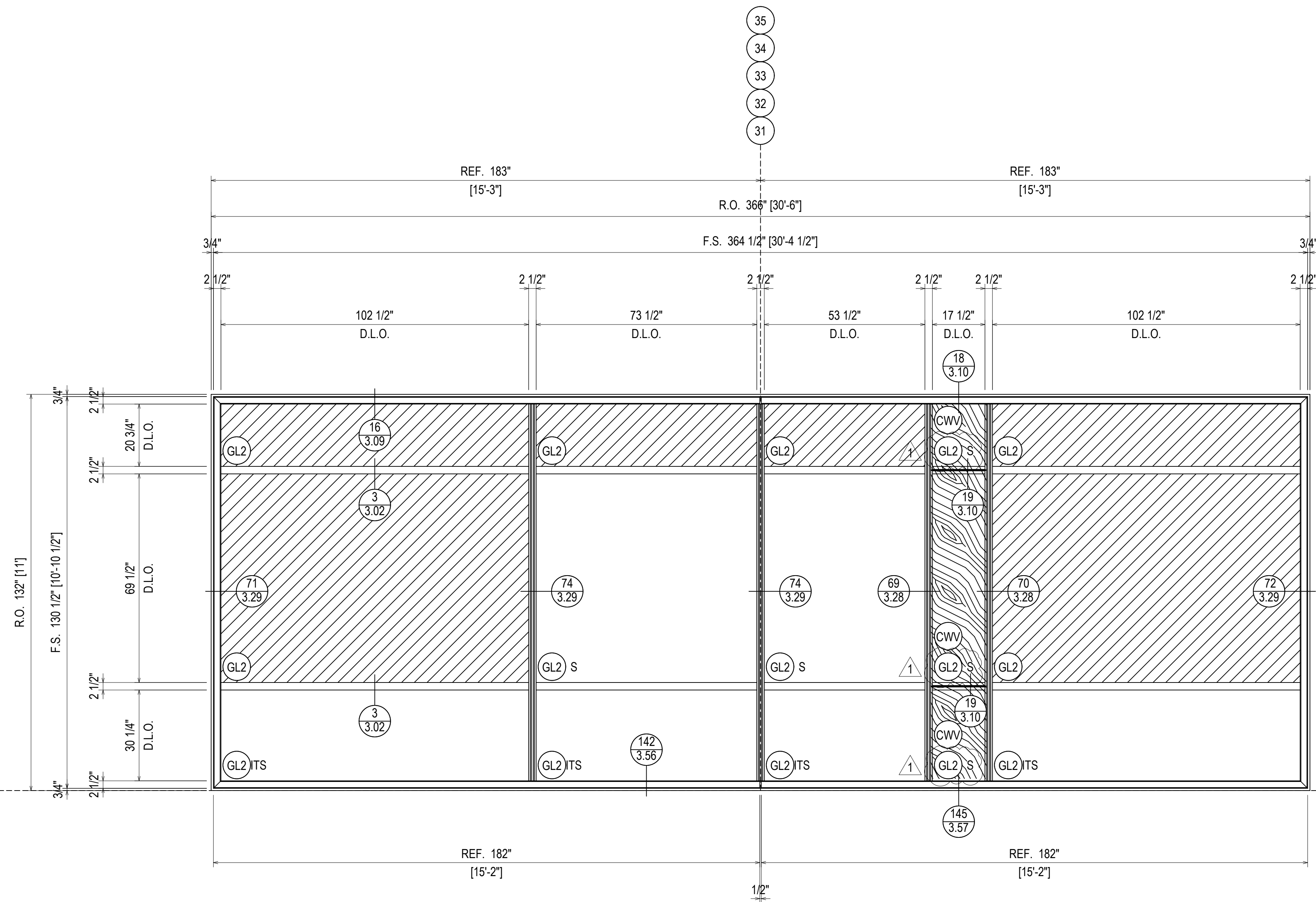
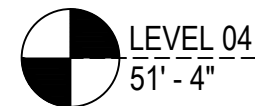
**NGMC GAINESVILLE CLINICAL EXP. (LVL 03 - 09)**  
743 SPRING ST NE  
GAINESVILLE, GA 30501



DRAWN BY: RA	DATE: 09.30.22
CHECKED BY: JT	DATE: 09.30.22

**2.122**





**ELEVATION 70**  
 SCALE: 1/2" = 1'-0"  
 KAWNEER 1600 SYS. 1 & 2 - 2 1/2" X 7 1/2"  
 EXTERIOR CURTAIN WALL  
 1" INSULATED GLASS  
 QUANTITY: 15

**ERECTOR / G.C. NOTE:**  
 PLEASE FIELD VERIFY ALL DIMENSIONS

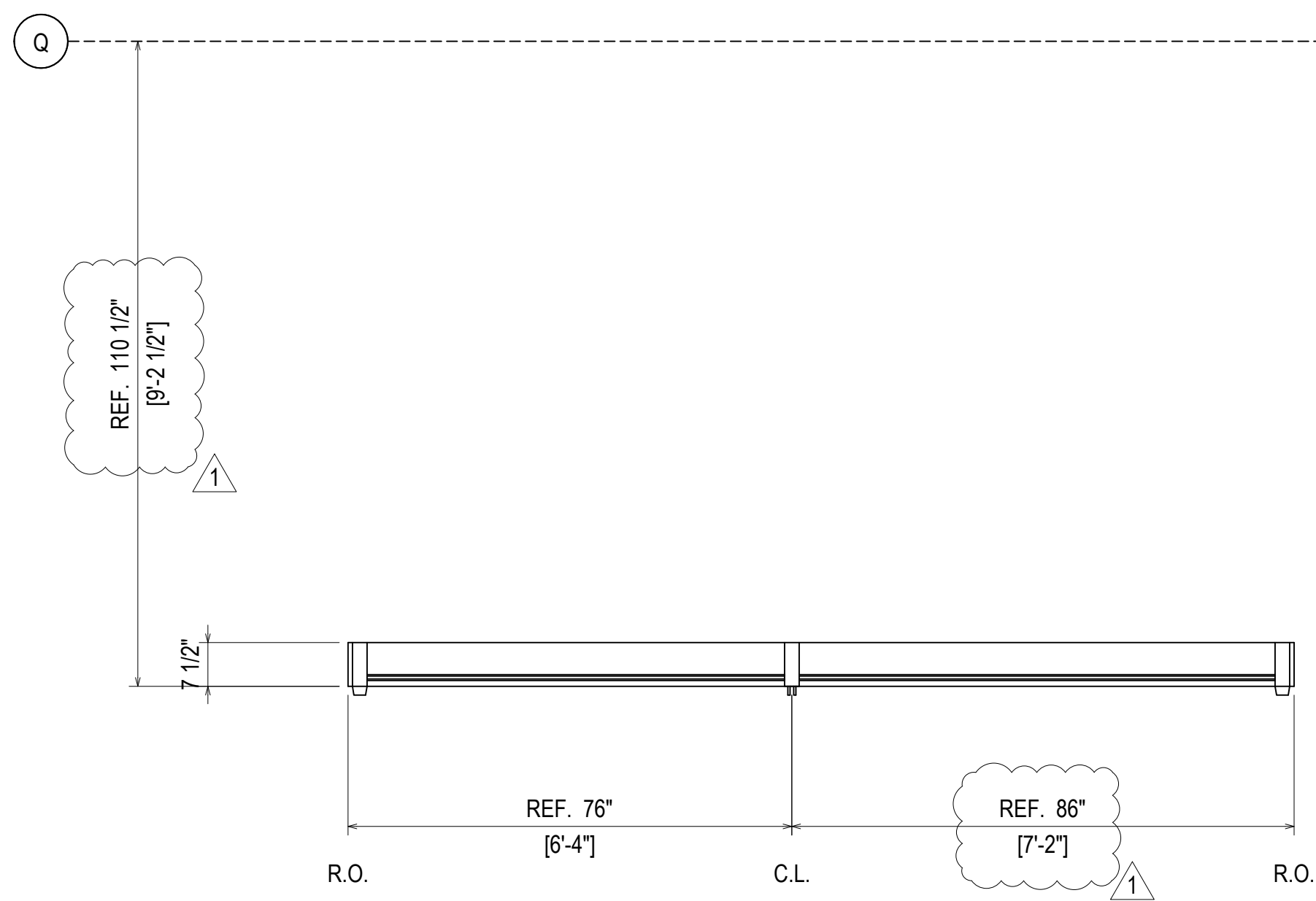
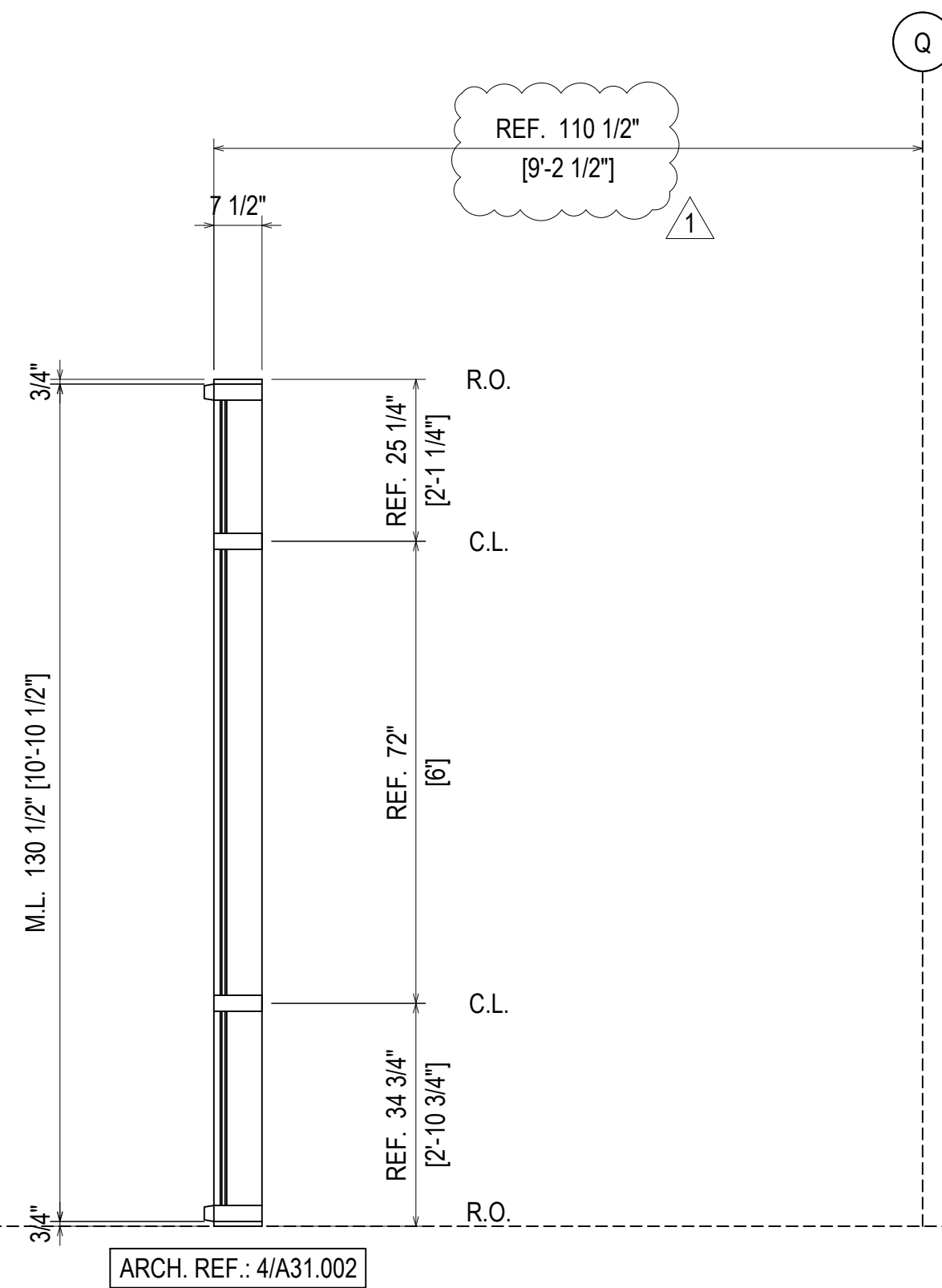
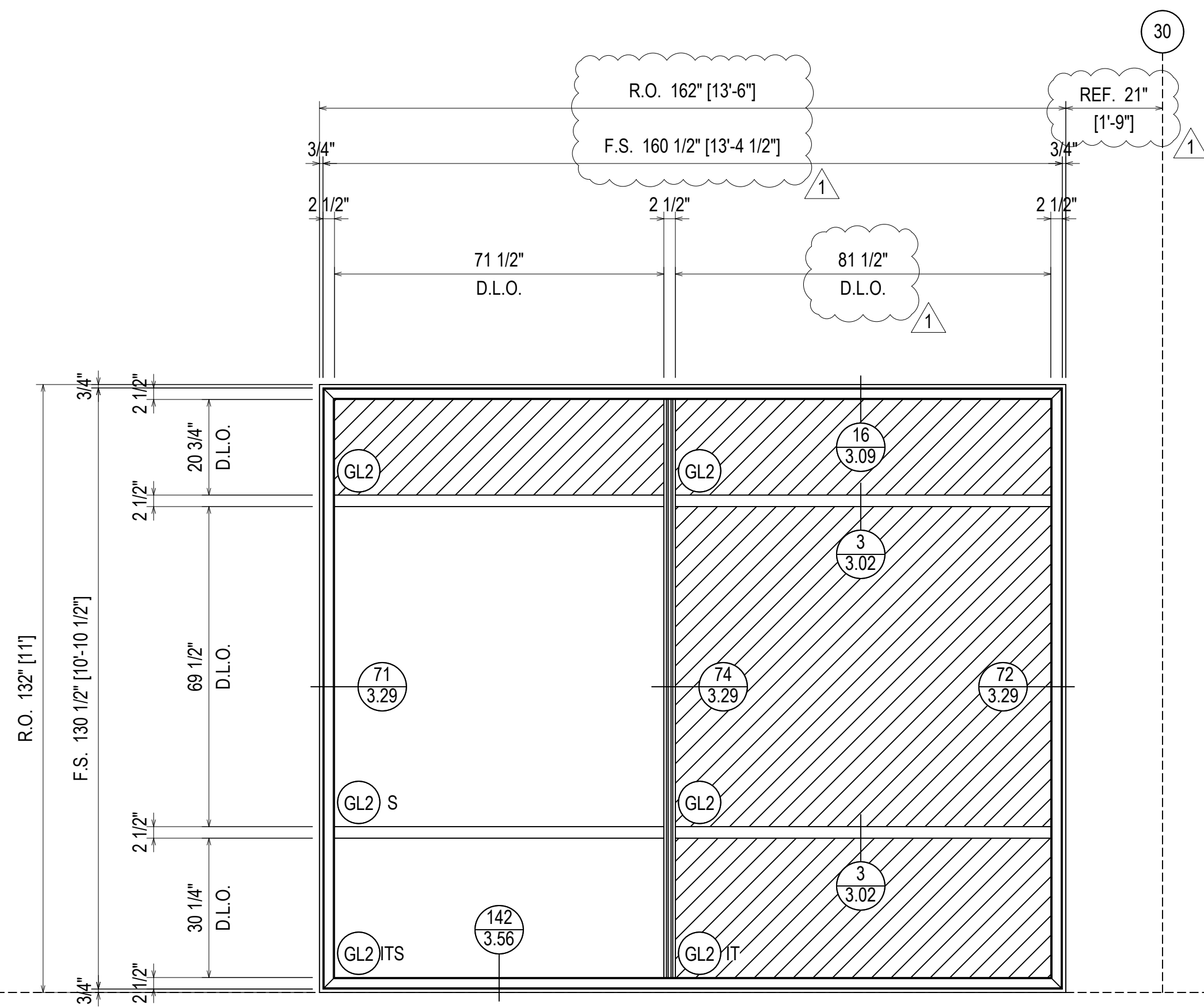
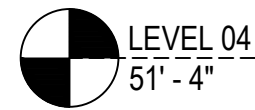
REV.	DESCRIPTION	DATE
1	1ST REVISION	02/23/22
NO	DESCRIPTION	
	DRAWING SUBMISSION	

**NGMC GAINESVILLE CLINICAL EXP. (LVL 03 - 09)**  
 743 SPRING ST NE  
 GAINESVILLE, GA 30501



DRAWN BY:	DATE:
RA	09/30/22
CHECKED BY:	DATE:
JT	09/30/22

**2.123**



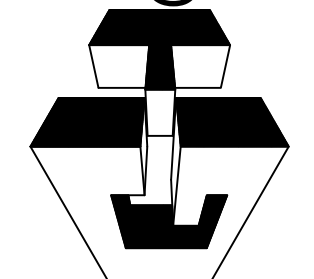
**ELEVATION 71**

SCALE: 1/2" = 1'-0"  
 KAWNEER 1600 SYS. 1 & 2 - 2 1/2" X 7 1/2"  
 EXTERIOR CURTAIN WALL  
 1" INSULATED GLASS  
 QUANTITY: 3

REV	DESCRIPTION	DATE
1	1ST REVISION	02/23/22
NO	DESCRIPTION	
	DRAWING SUBMISSION	

**NGMC GAINESVILLE CLINICAL EXP. (LVL 03 - 09)**  
 743 SPRING ST NE  
 GAINESVILLE, GA 30501

**GRAHAM-HODGE**  
 ASSOCIATES INC.



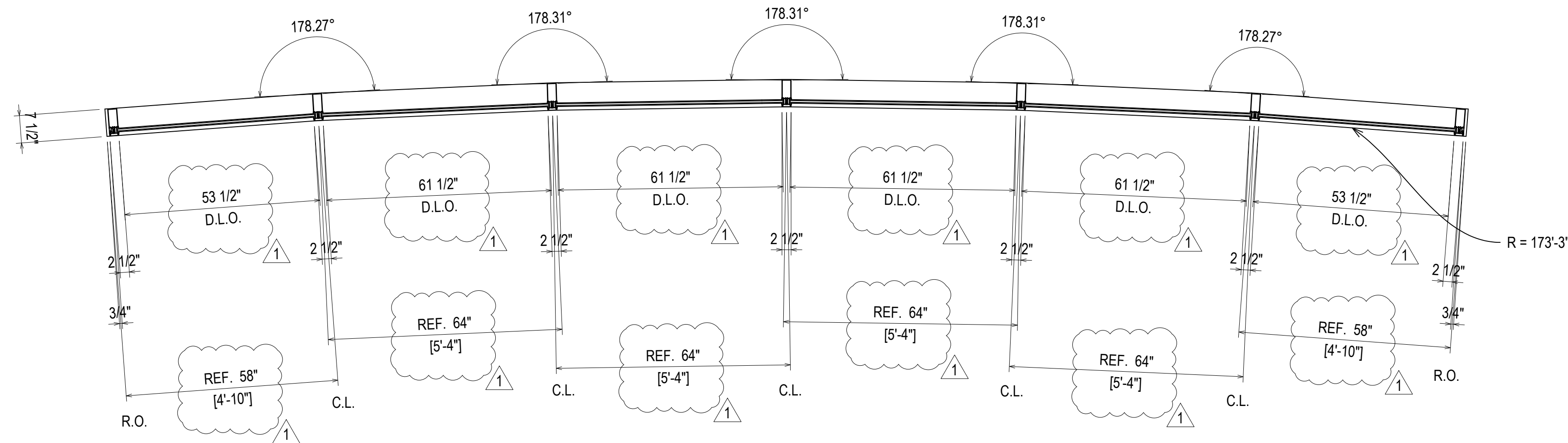
JOB #

DRAWN BY:	DATE:
RA	09.30.22
CHECKED BY:	DATE:
JT	09.30.22

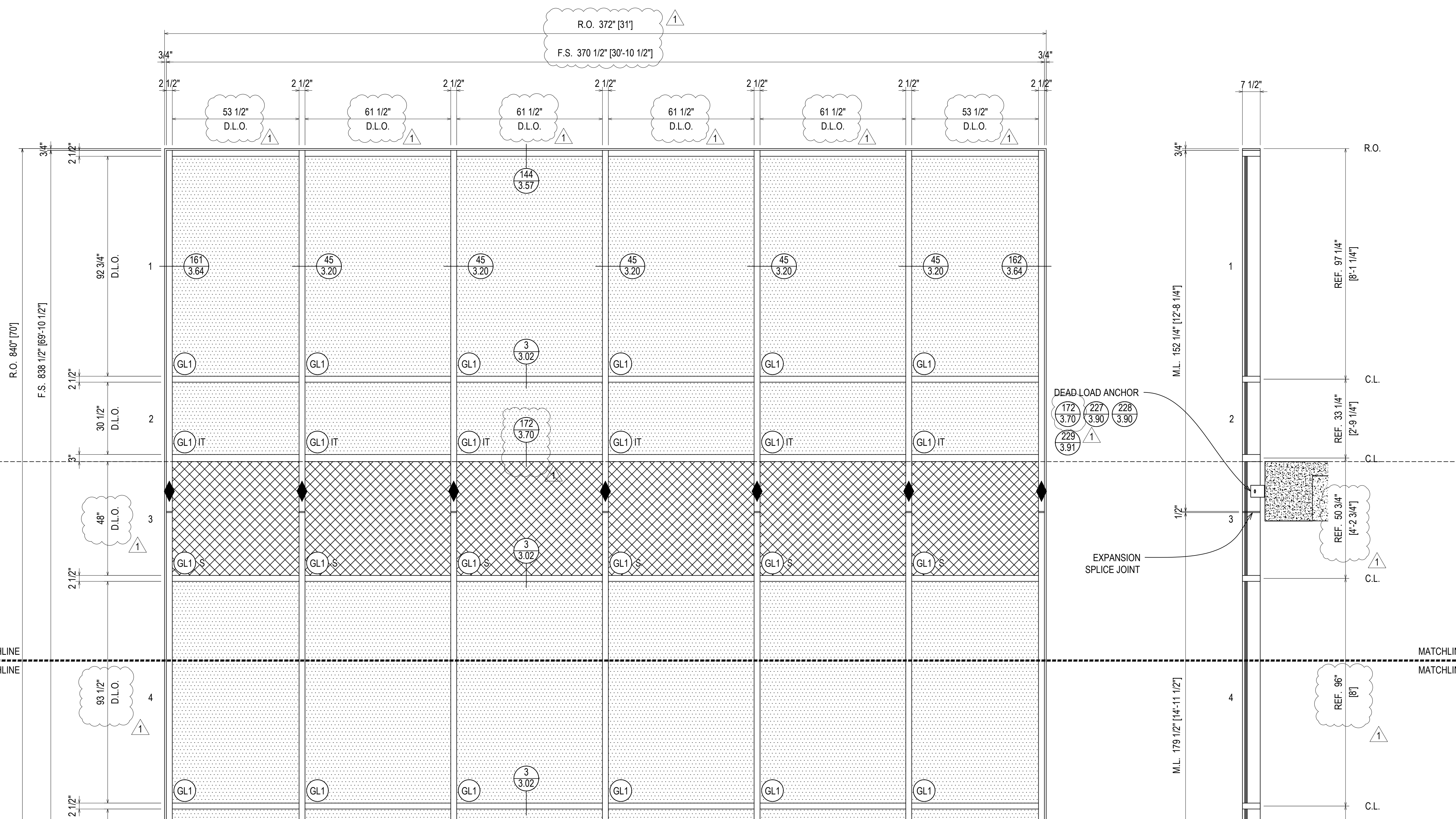
ERECTOR / G.C. NOTE:  
 PLEASE FIELD VERIFY ALL DIMENSIONS

**2.124**

ERECTOR / G.C. NOTE:  
PLEASE FIELD VERIFY ALL DIMENSIONS

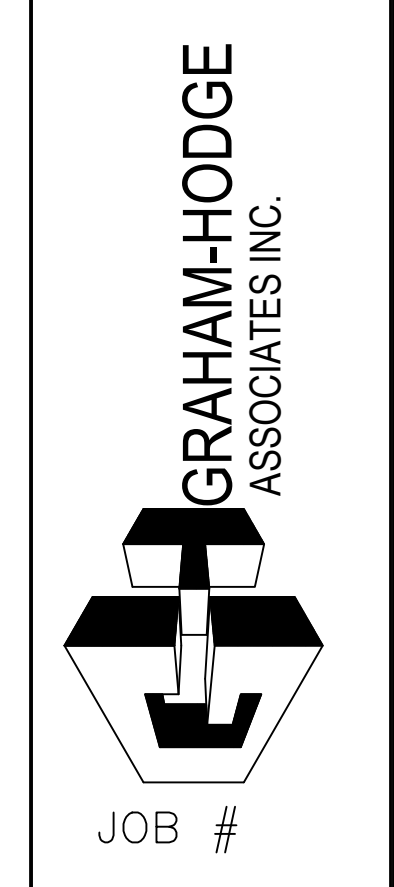


ELEVATION **72**  
SCALE: 1/2" = 1'-0"  
KAWNEER 1600 SYS. 1 & 2 - 2 1/2" X 7 1/2"  
EXTERIOR CURTAIN WALL  
1" INSULATED GLASS  
QUANTITY: 1



REV	DESCRIPTION	DATE
1	1ST REVISION	02.28.22
NO	DESCRIPTION	
	DRAWING SUBMISSION	

NGMC GAINESVILLE CLINICAL EXP. (LVL 03 - 09)  
743 SPRING ST NE  
GAINESVILLE, GA 30501

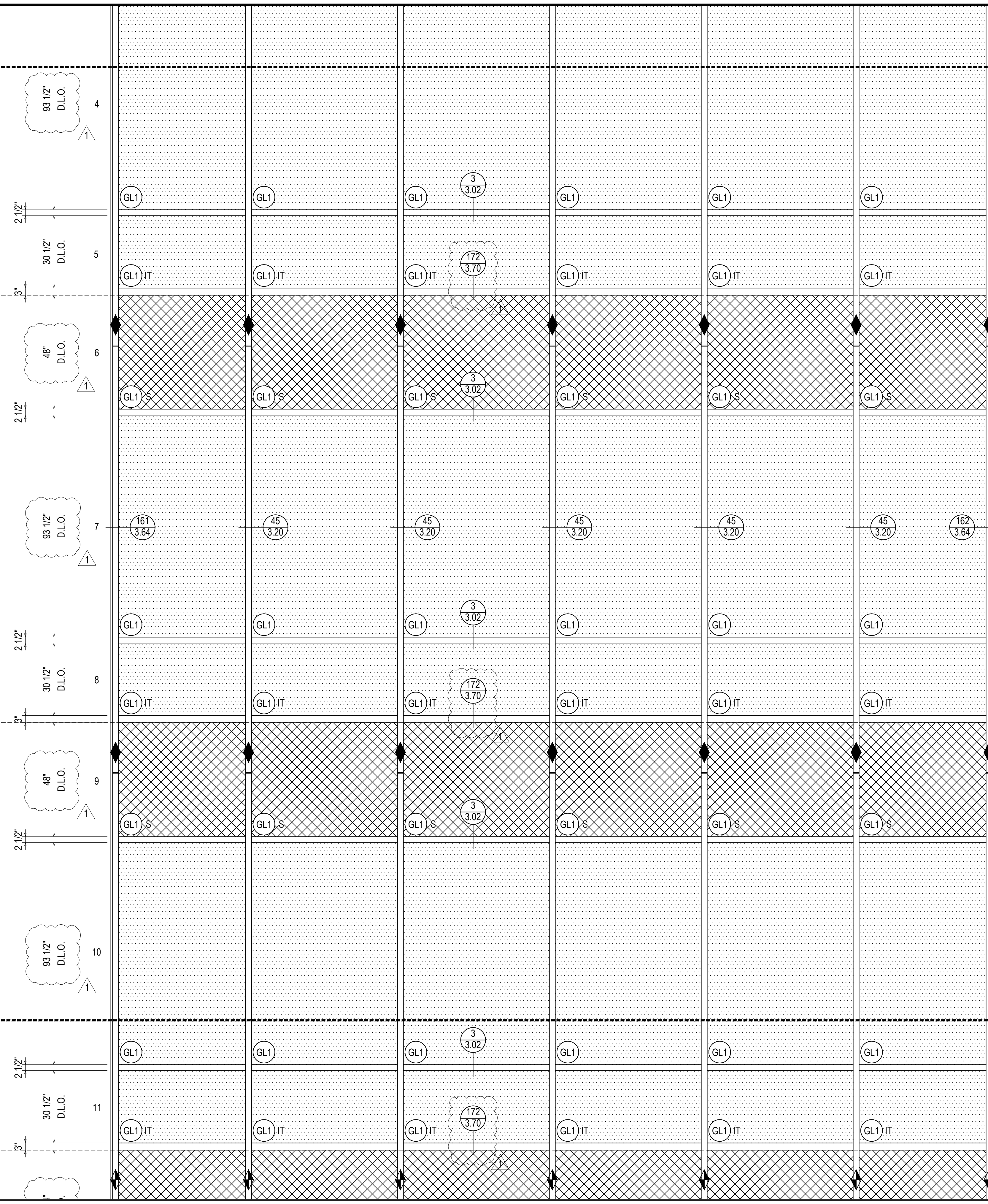


DRAWN BY:	DATE:
RA	09.30.22
CHECKED BY:	DATE:
JT	09.30.22

2.125

MATCHLINE  
MATCHLINE

MATCHLINE  
MATCHLINE



LEVEL 07  
96' - 4"

LEVEL 06  
81' - 4"

LEVEL 05  
66' - 4"

R.O. 840" [70']  
F.S. 838 1/2" [69'-10 1/2"]

93 1/2" D.L.O. 4  
30 1/2" D.L.O. 5  
48" D.L.O. 6  
93 1/2" D.L.O. 7  
30 1/2" D.L.O. 8  
48" D.L.O. 9  
93 1/2" D.L.O. 10  
30 1/2" D.L.O. 11

DEAD LOAD ANCHOR  
172 3.70 227 3.90 228 3.90  
229 3.91

DEAD LOAD ANCHOR  
172 3.70 227 3.90 228 3.90  
229 3.91

DEAD LOAD ANCHOR  
172 3.70 219 3.88 221 3.89  
222 3.89

EXPANSION SPLICE JOINT

EXPANSION SPLICE JOINT

M.L. 179 1/2" [14'-11 1/2"]

M.L. 179 1/2" [14'-11 1/2"]

M.L. 179 1/2" [14'-11 1/2"]

4  
5  
6  
7  
8  
9  
10  
11

REF. 96" [8']  
REF. 33 1/4" [2'-9 1/4"]  
REF. 50 3/4" [4'-2 3/4"]  
REF. 96" [8']  
REF. 33 1/4" [2'-9 1/4"]  
REF. 50 3/4" [4'-2 3/4"]  
REF. 96" [8']  
REF. 33 1/4" [2'-9 1/4"]  
3/4" [4"]


ELEVATION 72  
SCALE: 1/2" = 1'-0"  
KAWNEER 1600 SYS. 1 & 2 - 2 1/2" X 7 1/2"  
EXTERIOR CURTAIN WALL  
1" INSULATED GLASS  
QUANTITY: 1

ERECTOR / G.C. NOTE:  
PLEASE FIELD VERIFY ALL DIMENSIONS

REV	DESCRIPTION	DATE
1	1ST REVISION	02.28.22
NO	DESCRIPTION	
NO	DRAWING SUBMISSION	

**NGMC GAINESVILLE CLINICAL EXP. (LVL 03 - 09)**  
743 SPRING ST NE  
GAINESVILLE, GA 30501

**GRAHAM-HODGE ASSOCIATES INC.**

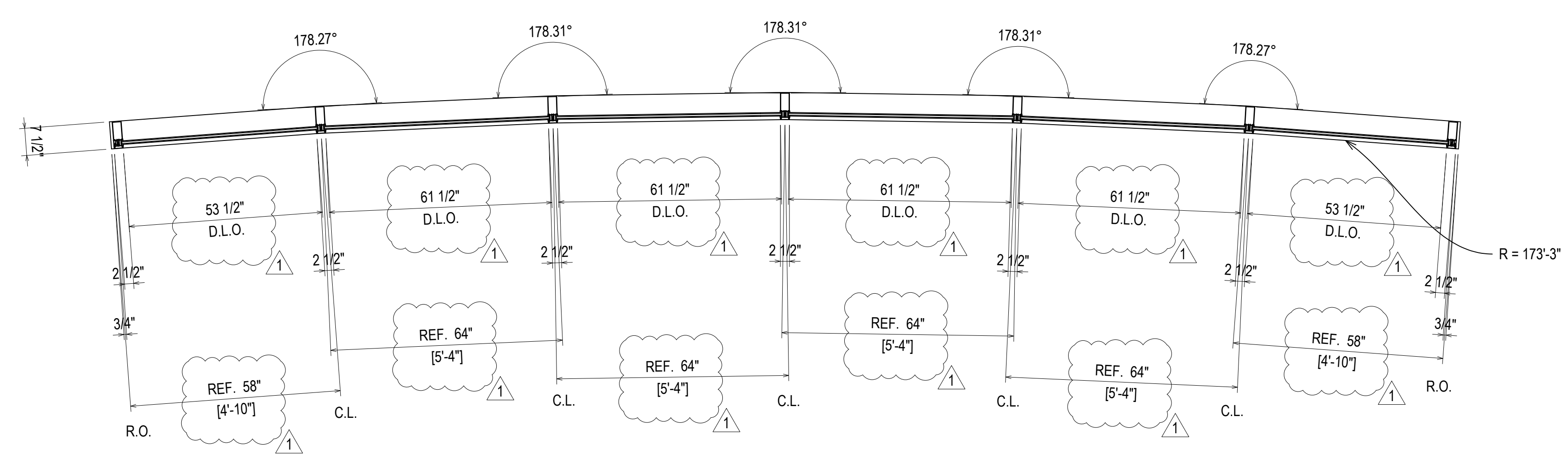
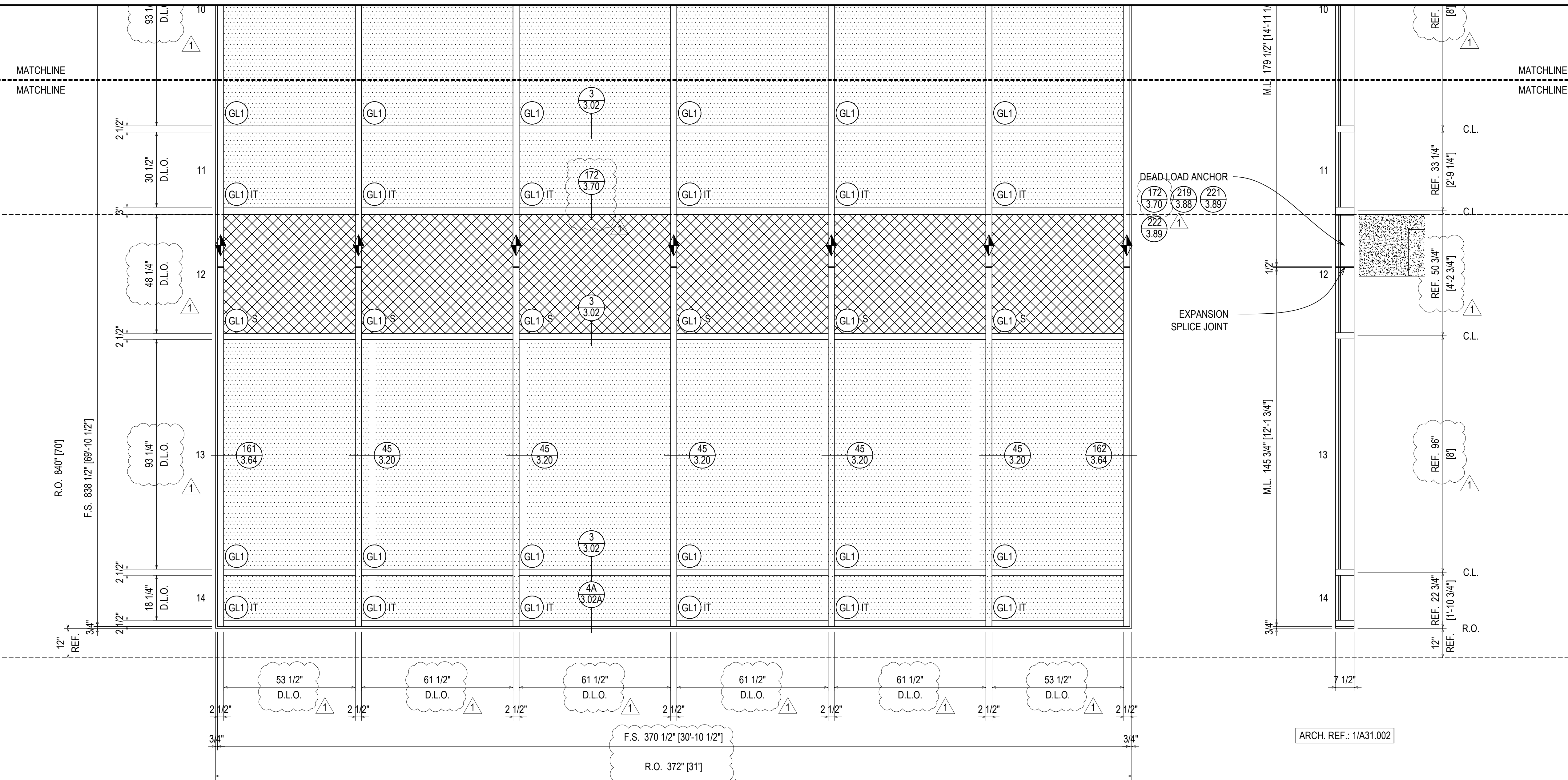


JOB #

DRAWN BY: RA DATE: 09.30.22  
CHECKED BY: JT DATE: 09.30.22

2.126





ELEVATION 72  
 SCALE: 1/2" = 1'-0"  
 KAWNEER 1600 SYS. 1 & 2 - 2 1/2" X 7 1/2"  
 EXTERIOR CURTAIN WALL  
 1" INSULATED GLASS  
 QUANTITY: 1

REV	DESCRIPTION	DATE
1	1ST REVISION	02.28.22
NO	DESCRIPTION	
	DRAWING SUBMISSION	

NGMC GAINESVILLE CLINICAL EXP. (LVL 03 - 09)  
 743 SPRING ST NE  
 GAINESVILLE, GA 30501

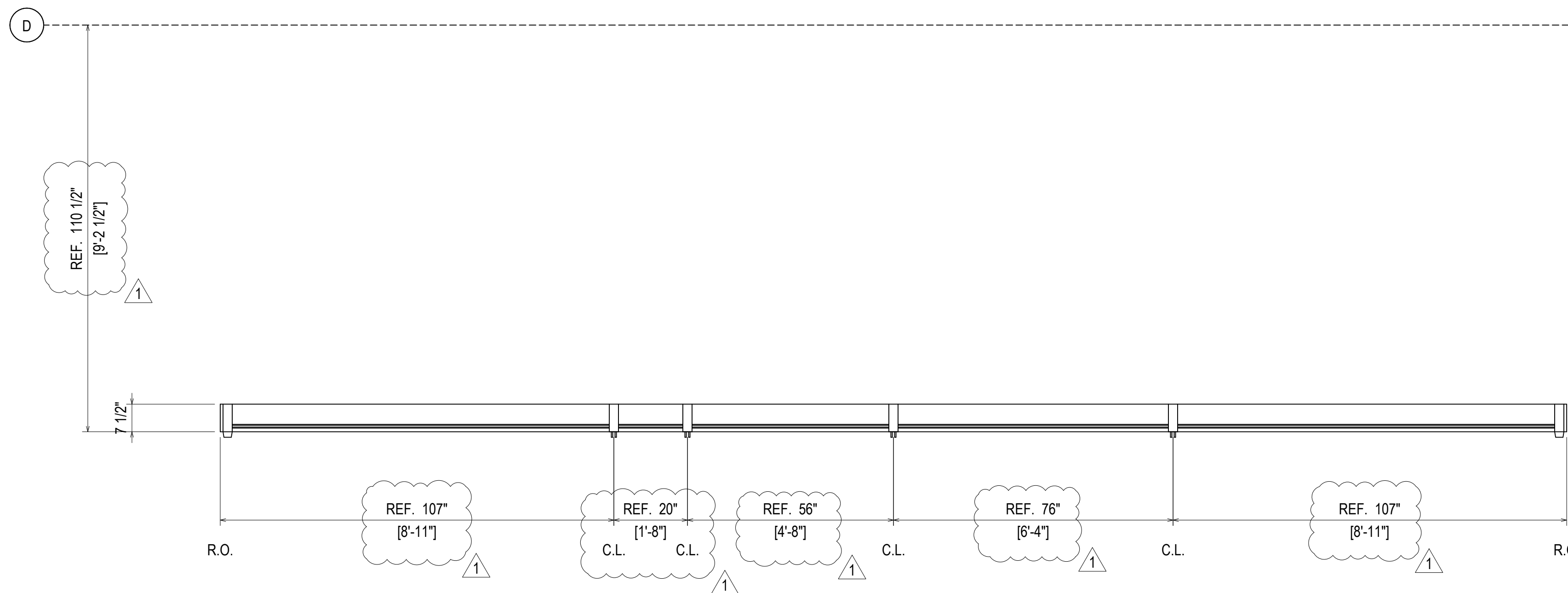
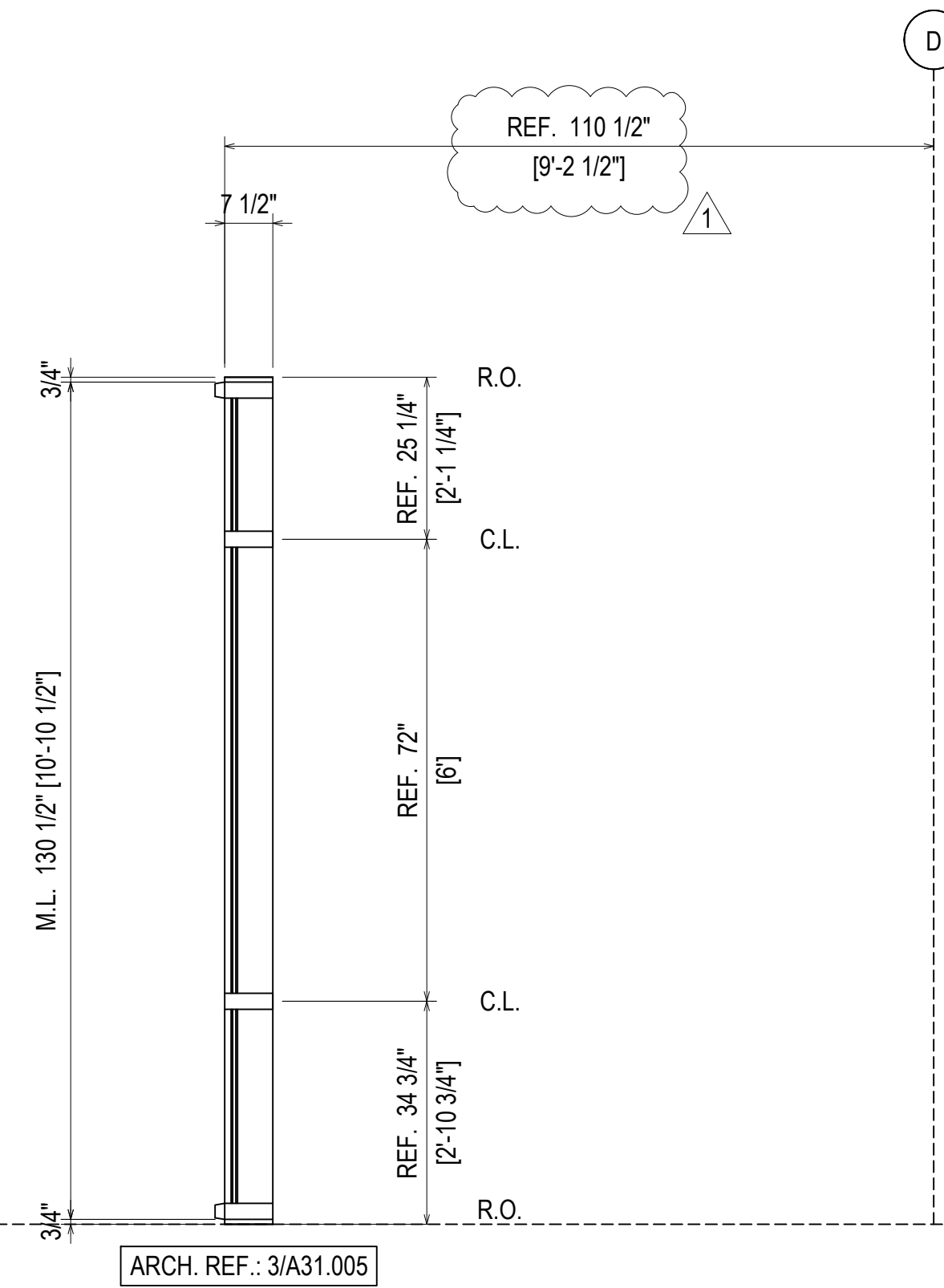
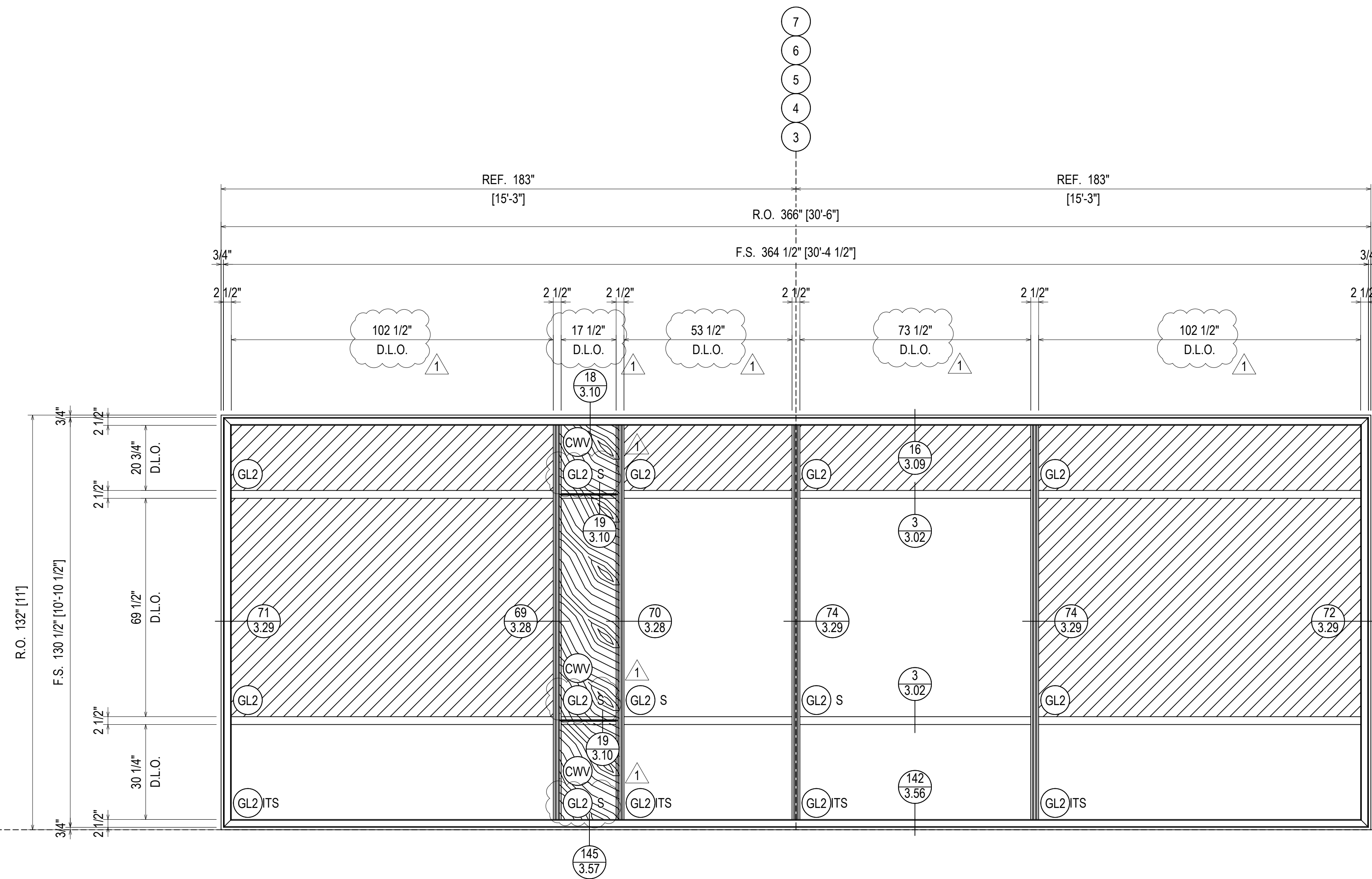
**GRAHAM-HODGE**  
 ASSOCIATES INC.

JOB #

DRAWN BY:	DATE:
RA	09.30.22
CHECKED BY:	DATE:
JT	09.30.22

ERECTOR / G.C. NOTE:  
 PLEASE FIELD VERIFY ALL DIMENSIONS

**2.127**




**ELEVATION 73**  
 SCALE: 1/2" = 1'-0"  
 KAWNEER 1600 SYS. 1 & 2 - 2 1/2" X 7 1/2"  
 EXTERIOR CURTAIN WALL  
 1" INSULATED GLASS  
 QUANTITY: 5

ERECTOR / G.C. NOTE:  
 PLEASE FIELD VERIFY ALL DIMENSIONS

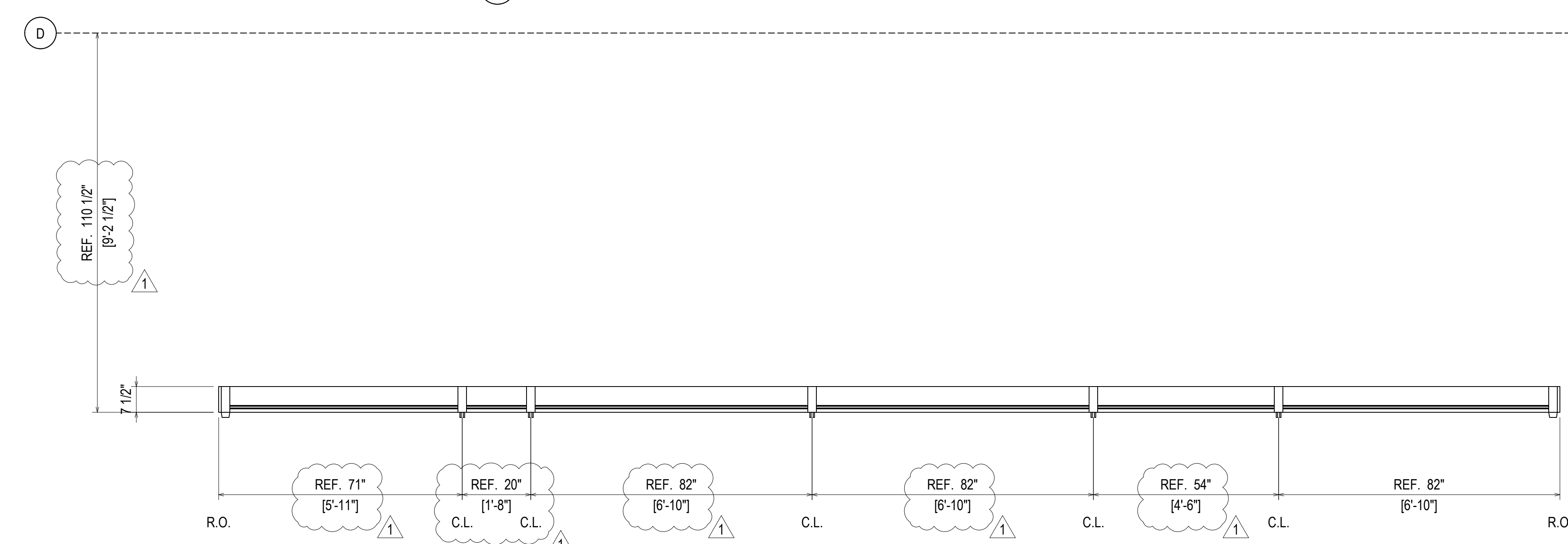
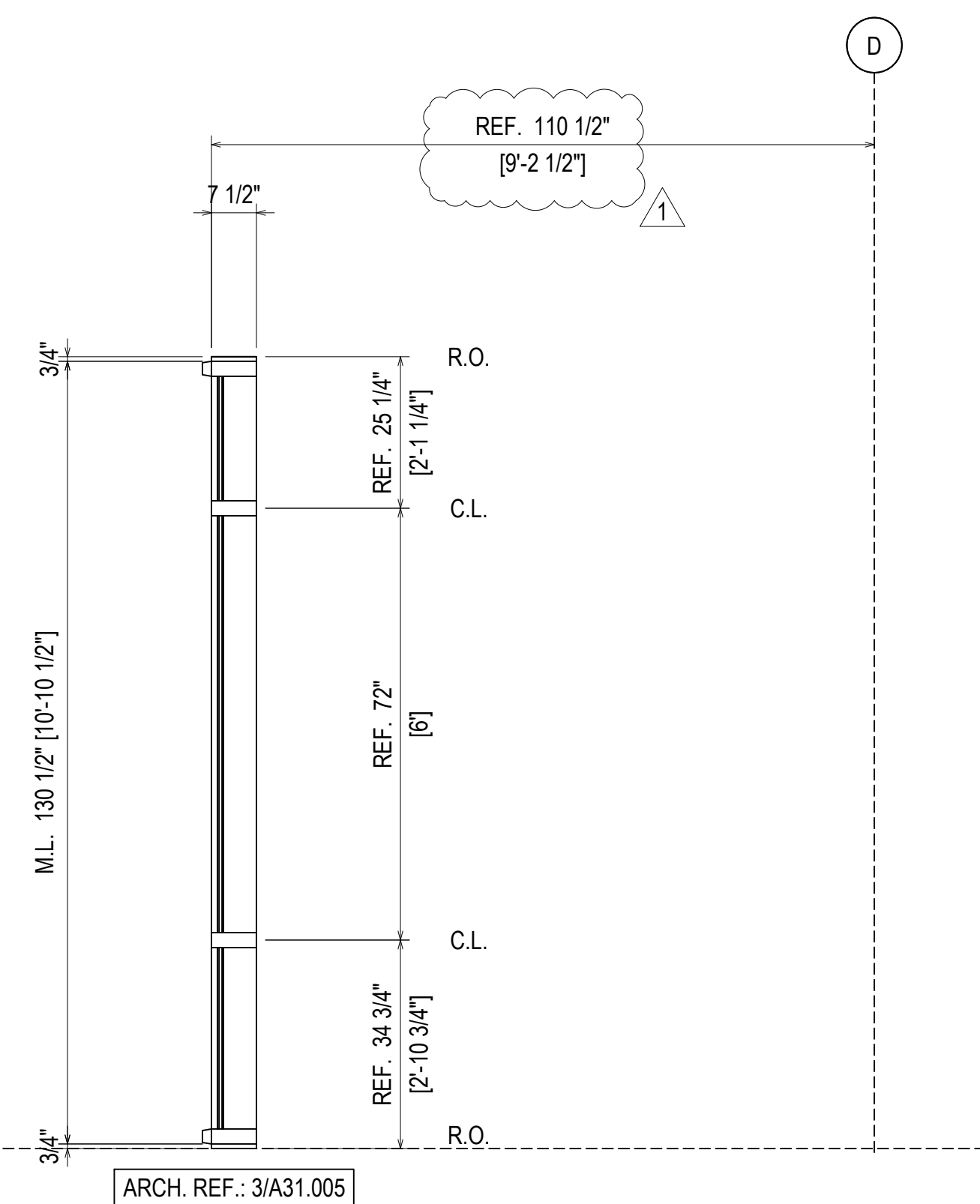
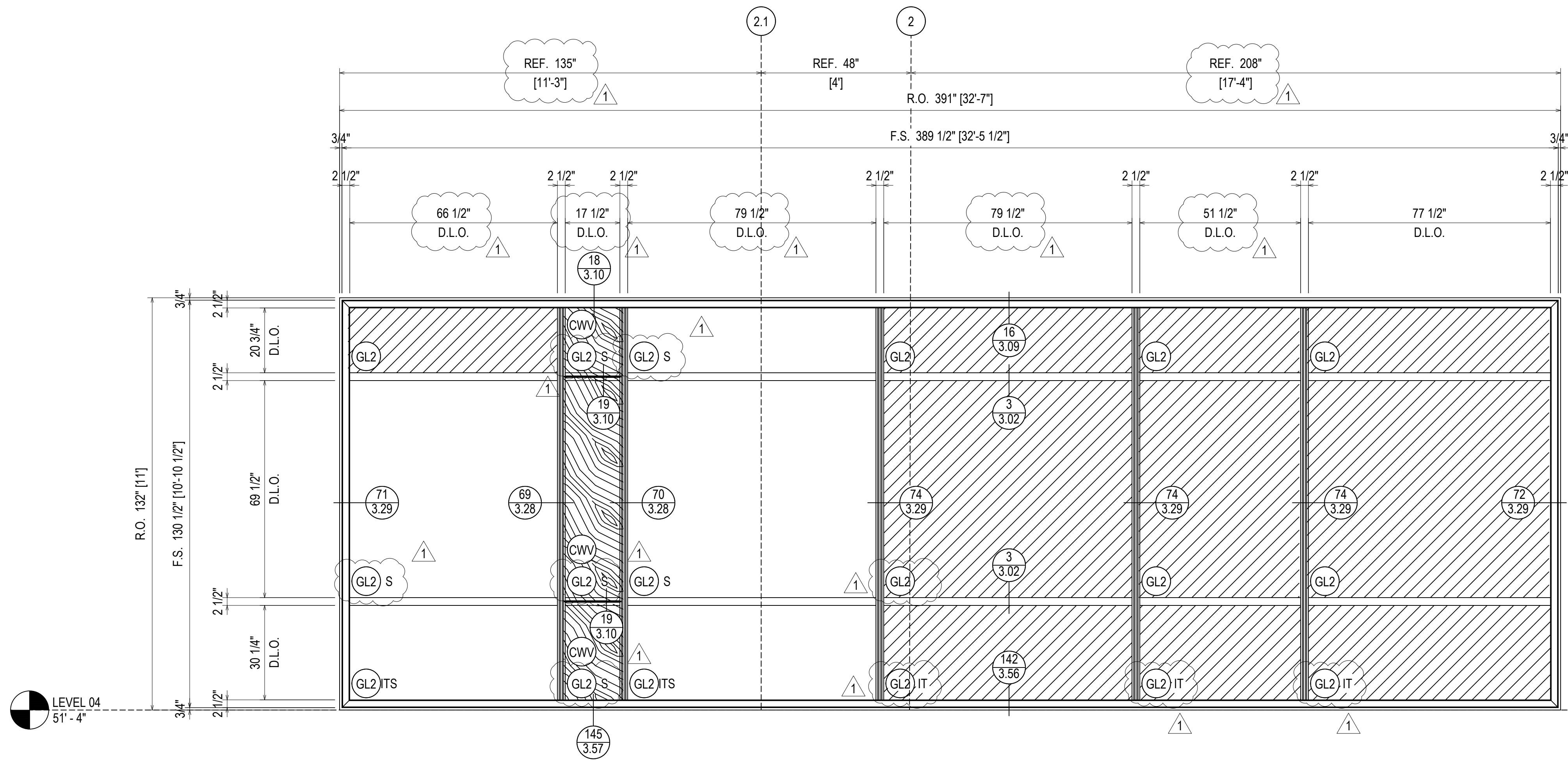
REV.	DESCRIPTION	DATE
1	1ST REVISION	02.28.22
NO	DESCRIPTION	
	DRAWING SUBMISSION	

**NGMC GAINESVILLE CLINICAL EXP. (LVL 03 - 09)**  
 743 SPRING ST NE  
 GAINESVILLE, GA 30501



DRAWN BY: _RA_	DATE: _09.30.22_
CHECKED BY: _JT_	DATE: _09.30.22_

**2.128**

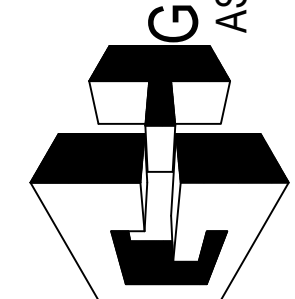


ELEVATION 74  
 SCALE: 1/2" = 1'-0"  
 KAWNEER 1600 SYS. 1 & 2 - 2 1/2" X 7 1/2"  
 EXTERIOR CURTAIN WALL  
 1" INSULATED GLASS  
 QUANTITY: 1

ERECTOR / G.C. NOTE:  
 PLEASE FIELD VERIFY ALL DIMENSIONS

REV.	DESCRIPTION	DATE
1	1ST REVISION	02/23/22
NO	DESCRIPTION	
	DRAWING SUBMISSION	

NGMC GAINESVILLE CLINICAL EXP. (LVL 03 - 09)  
 743 SPRING ST NE  
 GAINESVILLE, GA 30501

GRAHAM-HODGE  
 ASSOCIATES INC.  
  
 JOB #

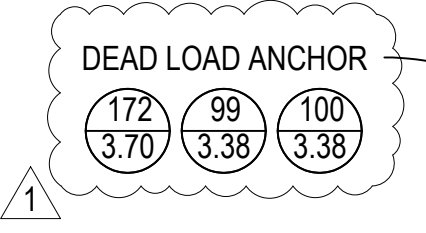
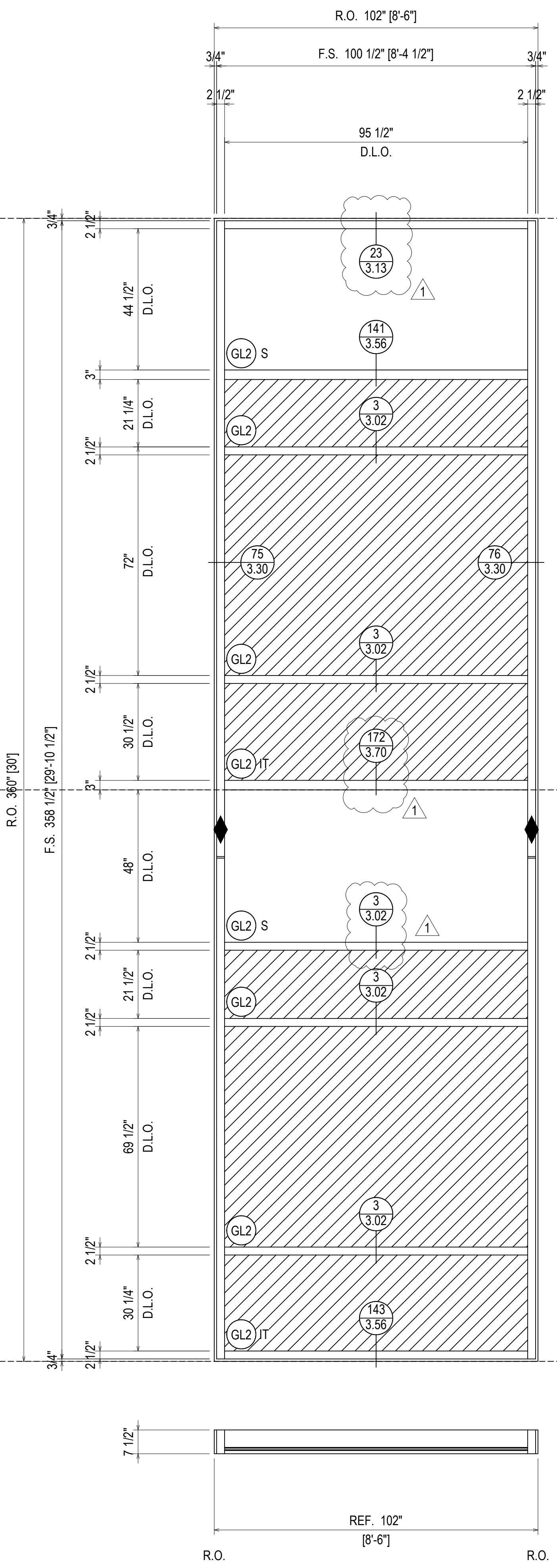
DRAWN BY: _RA_	DATE: _09.30.22_
CHECKED BY: _JT_	DATE: _09.30.22_

2.129

LEVEL 06  
81'-4"

LEVEL 05  
66'-4"

LEVEL 04  
51'-4"



EXPANSION SPLICE JOINT

ARCH. REF.: 8/A31.005

ELEVATION 75

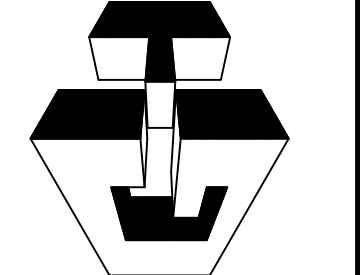
SCALE: 1/2" = 1'-0"  
 KAWNEER 1600 SYS. 1 & 2 - 2 1/2" X 7 1/2"  
 EXTERIOR CURTAIN WALL  
 1" INSULATED GLASS  
 QUANTITY: 1

ERECTOR / G.C. NOTE:  
 PLEASE FIELD VERIFY ALL DIMENSIONS

REV.	DESCRIPTION	DATE
1	1ST REVISION	02/23/22
NO	DESCRIPTION	
NO	DESCRIPTION	

NGMC GAINESVILLE CLINICAL EXP. (LVL 03 - 09)  
 743 SPRING ST NE  
 GAINESVILLE, GA 30501

GRAHAM-HODGE  
 ASSOCIATES INC.



JOB #

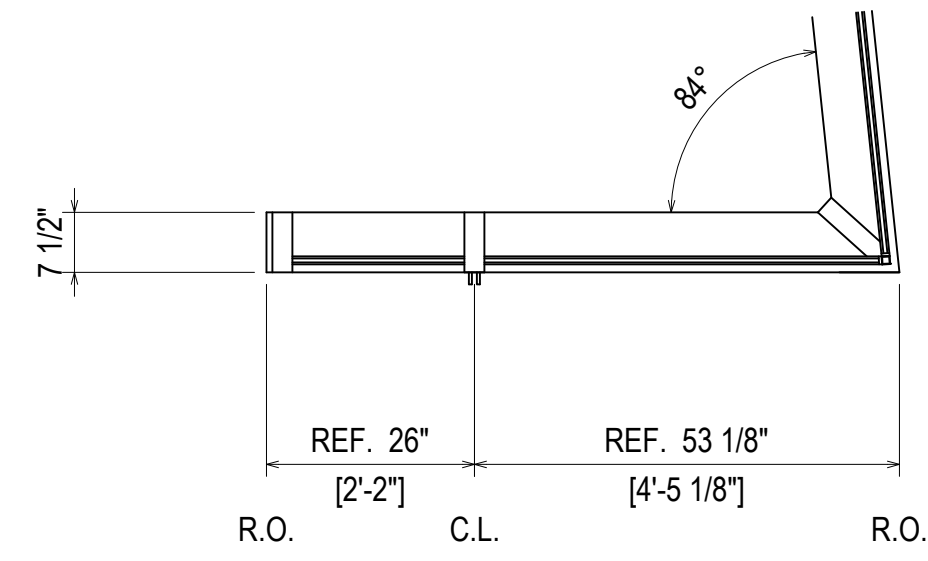
DRAWN BY:	DATE:
RA	09.30.22
CHECKED BY:	DATE:
JT	09.30.22

2.130

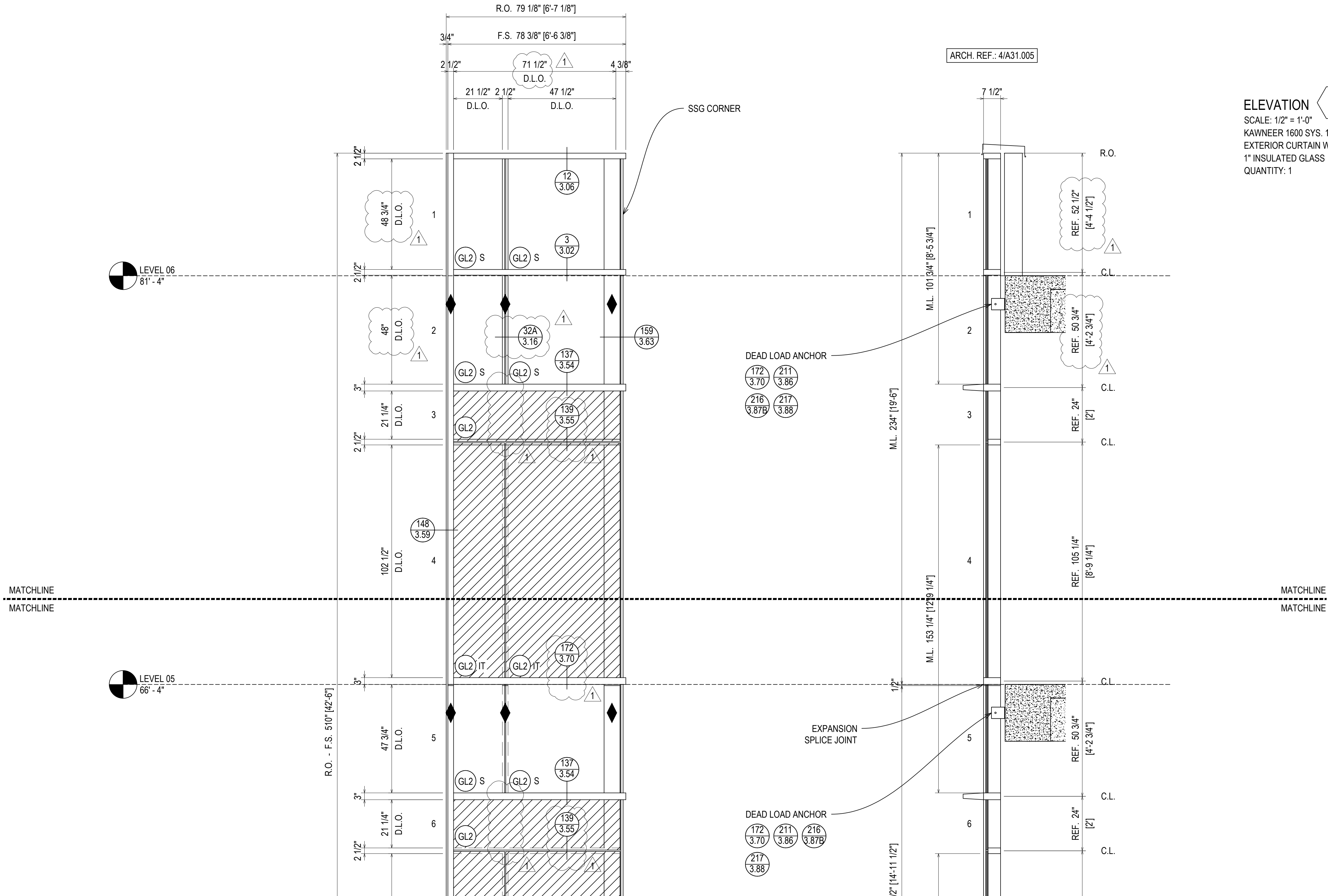


ERECTOR / G.C. NOTE:  
PLEASE FIELD VERIFY ALL DIMENSIONS

REV.	DESCRIPTION	DATE
1	1ST REVISION	02.28.22
NO	DESCRIPTION	
	DRAWING SUBMISSION	



ELEVATION **76**  
SCALE: 1/2" = 1'-0"  
KAWNEER 1600 SYS. 1 & 2 - 2 1/2" X 7 1/2"  
EXTERIOR CURTAIN WALL  
1" INSULATED GLASS  
QUANTITY: 1



NGMC GAINESVILLE CLINICAL EXP. (LVL 03 - 09)  
743 SPRING ST NE  
GAINESVILLE, GA 30501

GRAHAM-HODGE  
ASSOCIATES INC.  
JOB #

DRAWN BY: _RA	DATE: _09.30.22
CHECKED BY: _JT	DATE: _09.30.22

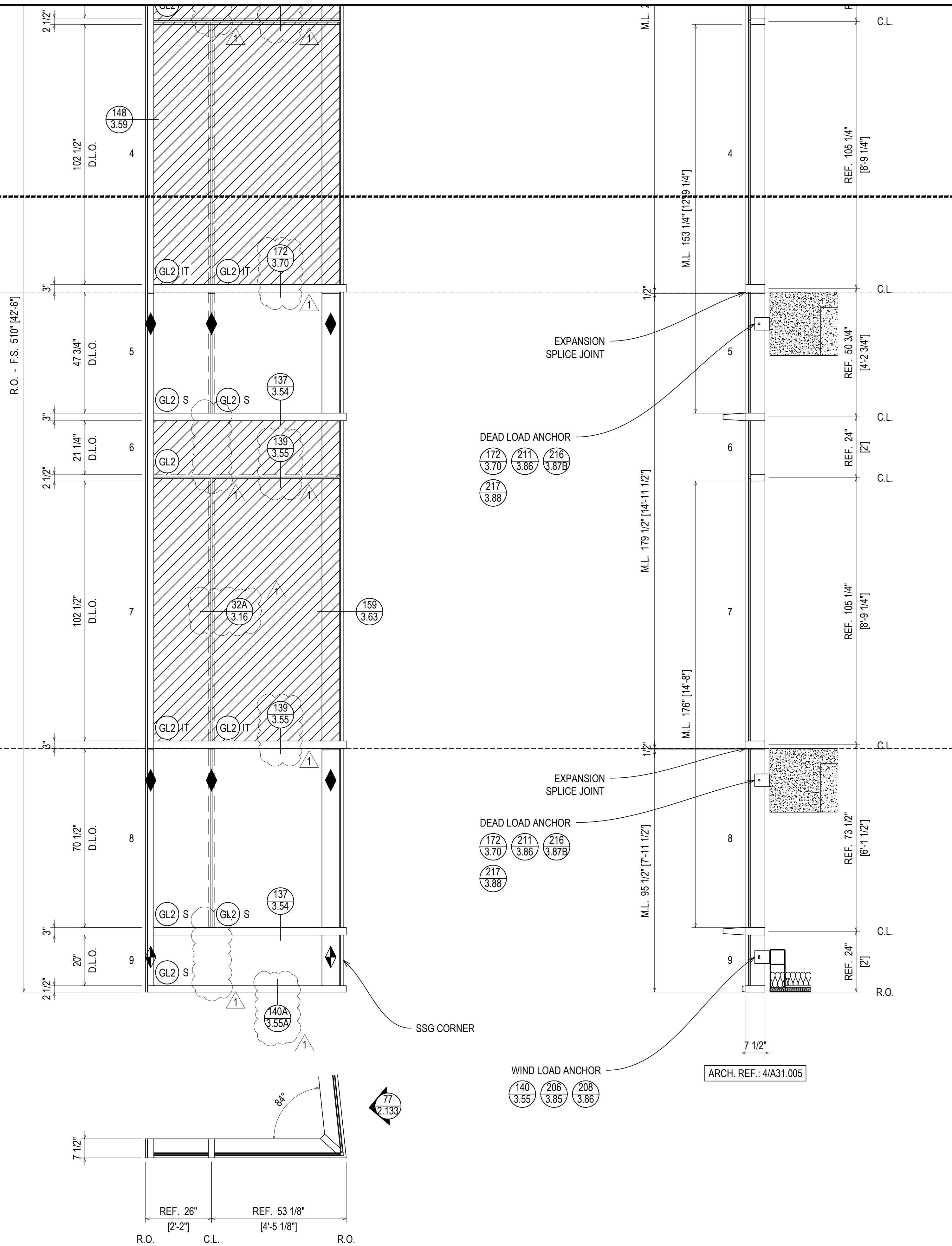
2.131

MATCHLINE  
MATCHLINE

MATCHLINE  
MATCHLINE

LEVEL 05  
66'-4"

LEVEL 04  
51'-4"



ELEVATION 76  
SCALE: 1/2" = 1'-0"  
KAWNEER 1600 SYS. 1 & 2 - 2 1/2" X 7 1/2"  
EXTERIOR CURTAIN WALL  
1" INSULATED GLASS  
QUANTITY: 1

REV.	DESCRIPTION	DATE
1	1ST REVISION	02.28.22
NO	DESCRIPTION	
	DRAWING SUBMISSION	

NGMC GAINESVILLE CLINICAL EXP. (LVL 03 - 09)  
743 SPRING ST NE  
GAINESVILLE, GA 30501

GRAHAM-HODGE  
ASSOCIATES INC.  
JOB #

DRAWN BY: _RA_	DATE: _09.30.22_
CHECKED BY: _JT_	DATE: _09.30.22_

ERECTOR / G.C. NOTE:  
PLEASE FIELD VERIFY ALL DIMENSIONS

2.132

DATE	02.28.22
DESCRIPTION	1ST REVISION
REV	NO
DESCRIPTION	DRAWING SUBMISSION

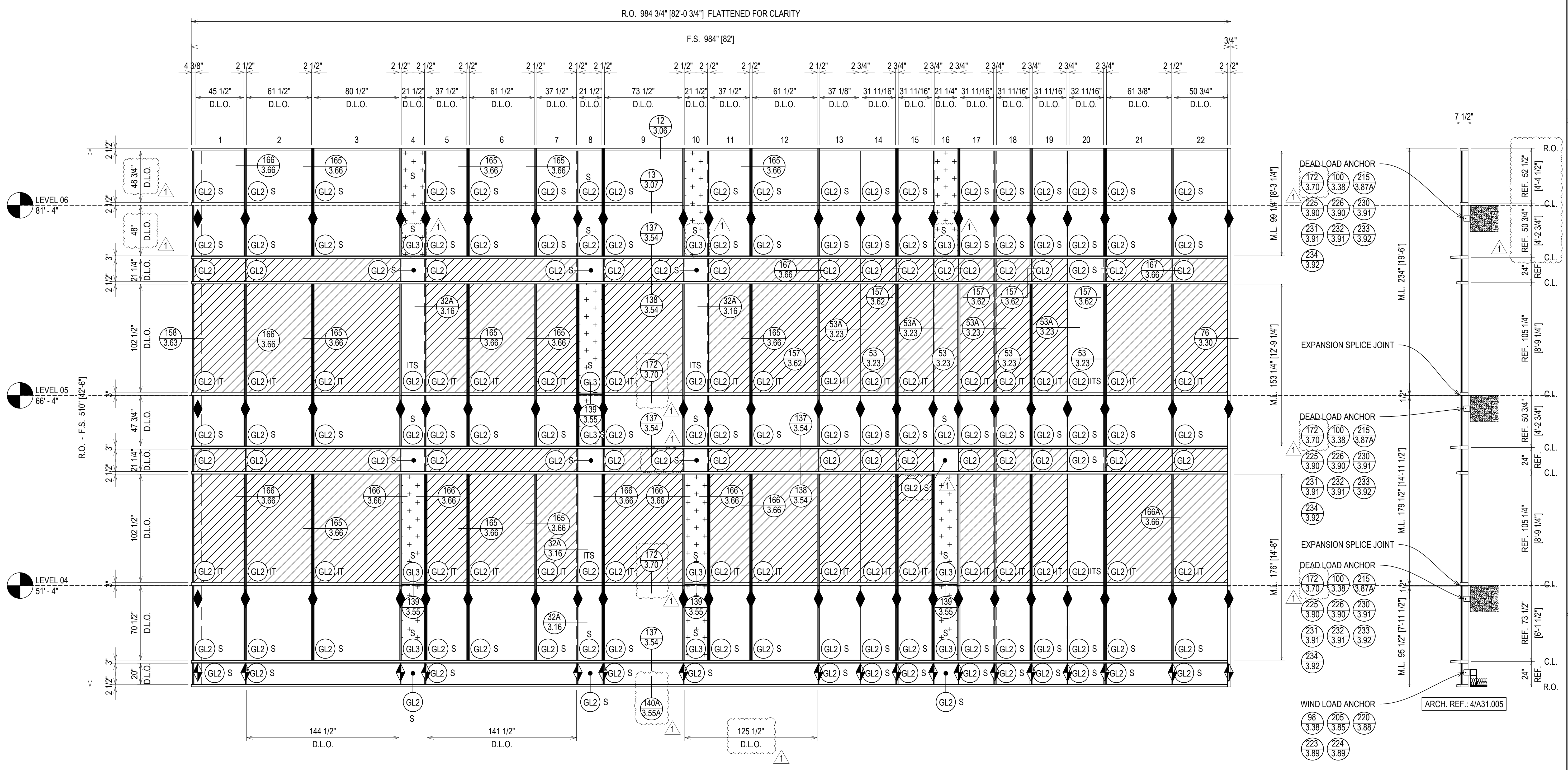
**NGMC GAINESVILLE CLINICAL EXP. (LVL 03 - 09)**  
 743 SPRING ST NE  
 GAINESVILLE, GA 30501

**GRAHAM-HODGE ASSOCIATES INC.**

JOB #

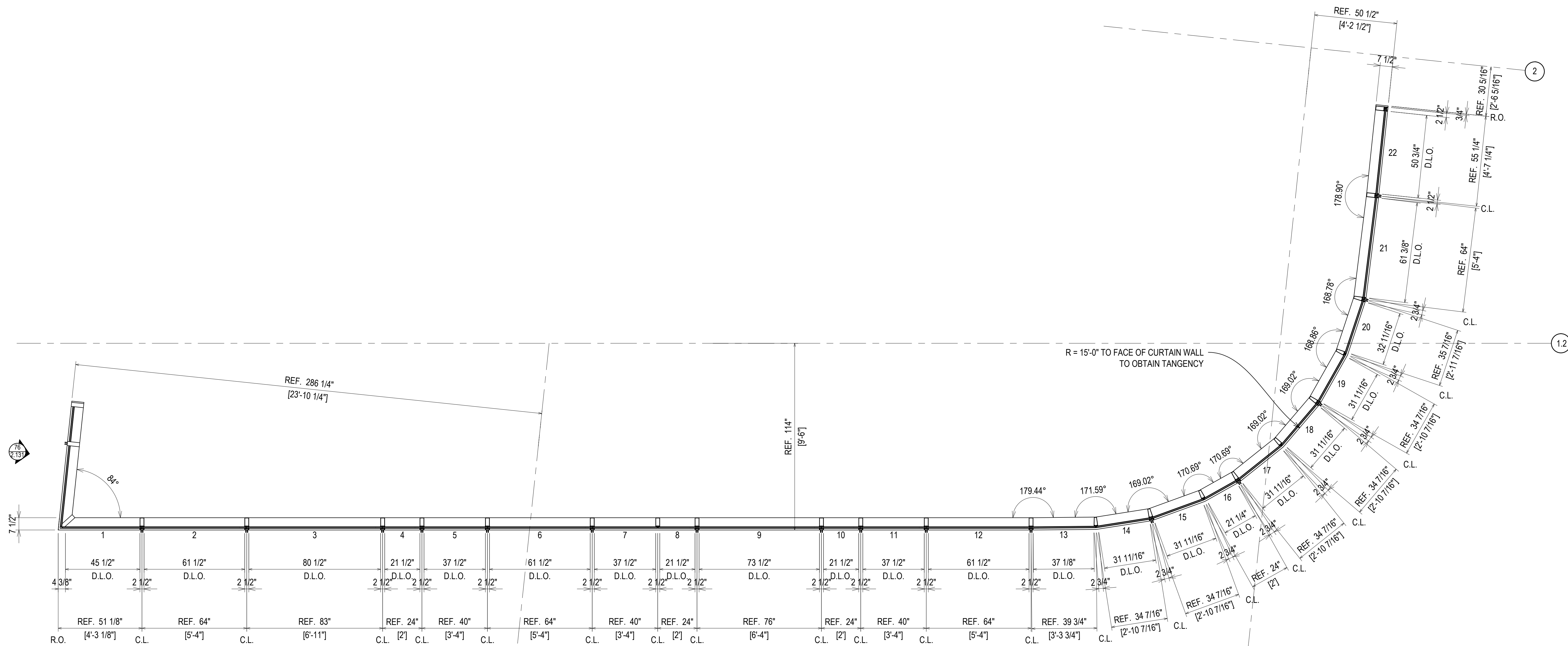
DRAWN BY:	DATE:
RA	09.30.22
CHECKED BY:	DATE:
JT	09.30.22

**2.133**



**ELEVATION 77**  
 SCALE: 1/4" = 1'-0"  
 KAWNEER 1600 SYS. 1 & 2 - 2 1/2" X 7 1/2"  
 EXTERIOR CURTAIN WALL  
 1" INSULATED GLASS  
 QUANTITY: 1

ERECTOR / G.C. NOTE:  
 PLEASE FIELD VERIFY ALL DIMENSIONS



ELEVATION **77**  
 SCALE: 3/8" = 1'-0"  
 KAWNEER 1600 SYS. 1 & 2 - 2 1/2" X 7 1/2"  
 EXTERIOR CURTAIN WALL  
 1" INSULATED GLASS  
 QUANTITY: 1

ERECTOR / G.C. NOTE:  
 PLEASE FIELD VERIFY ALL DIMENSIONS

REV	DESCRIPTION	DATE
1	1ST REVISION	02/23/22
NO	DESCRIPTION	
	DRAWING SUBMISSION	

**NGMC GAINESVILLE CLINICAL EXP. (LVL 03 - 09)**  
 743 SPRING ST NE  
 GAINESVILLE, GA 30501

**GRAHAM-HODGE**  
 ASSOCIATES INC.

JOB #

DRAWN BY:	DATE:
RA	09.30.22
CHECKED BY:	DATE:
JT	09.30.22

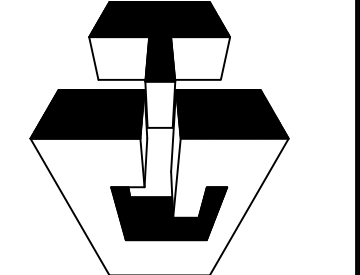
**2.134**



DATE	02/28/22
DESCRIPTION	1ST REVISION
NO	
DESCRIPTION	DRAWING SUBMISSION

**NGMC GAINESVILLE CLINICAL EXP. (LVL 03 - 09)**  
 743 SPRING ST NE  
 GAINESVILLE, GA 30501

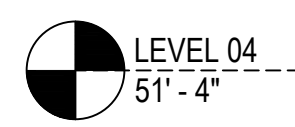
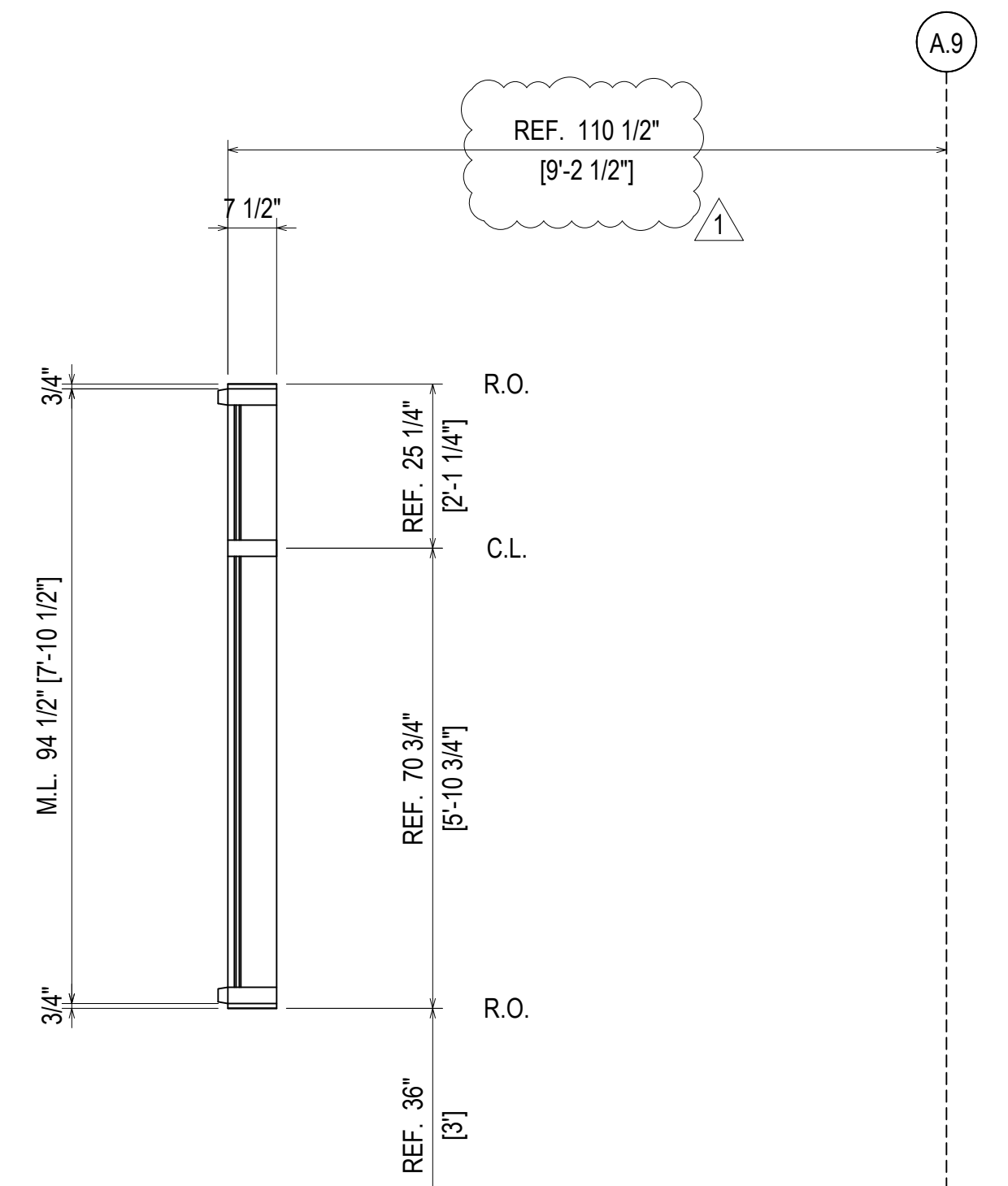
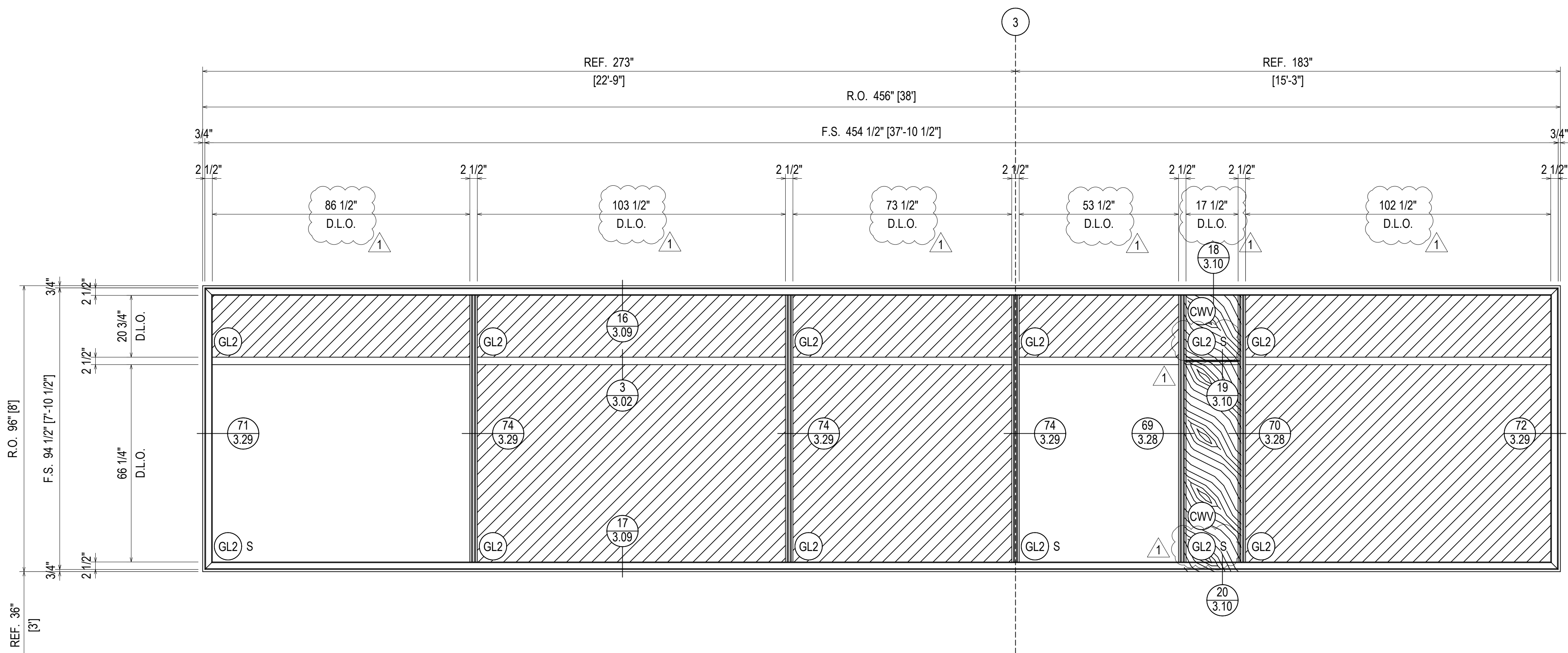
**GRAHAM-HODGE**  
 ASSOCIATES INC.



JOB #

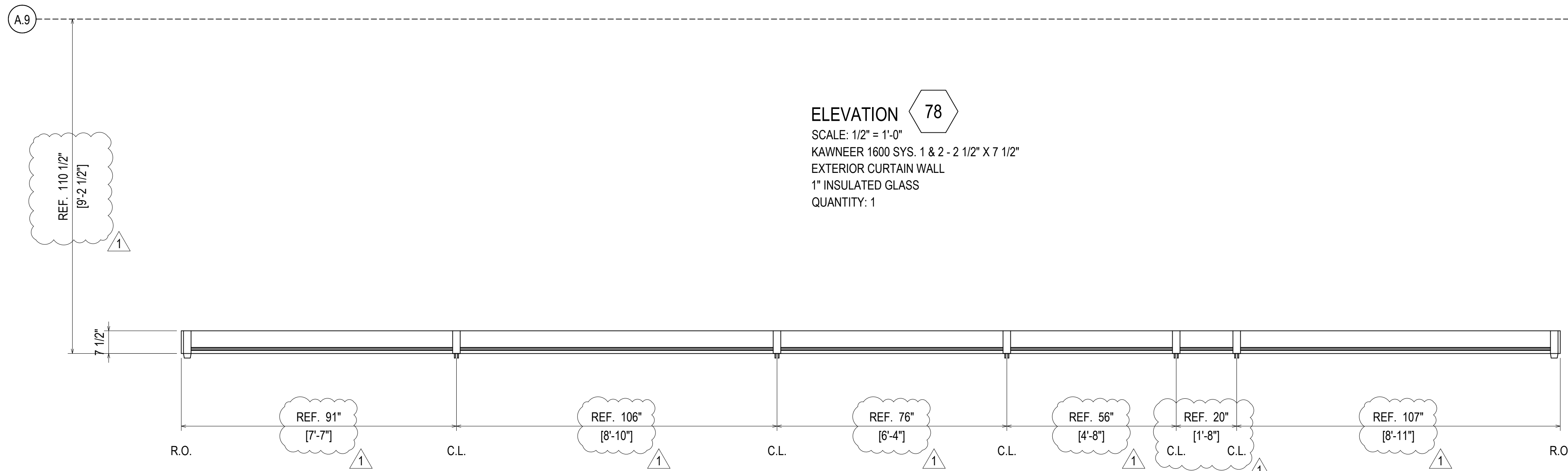
DRAWN BY:	DATE:
RA	09.30.22
CHECKED BY:	DATE:
JT	09.30.22

**2.135**

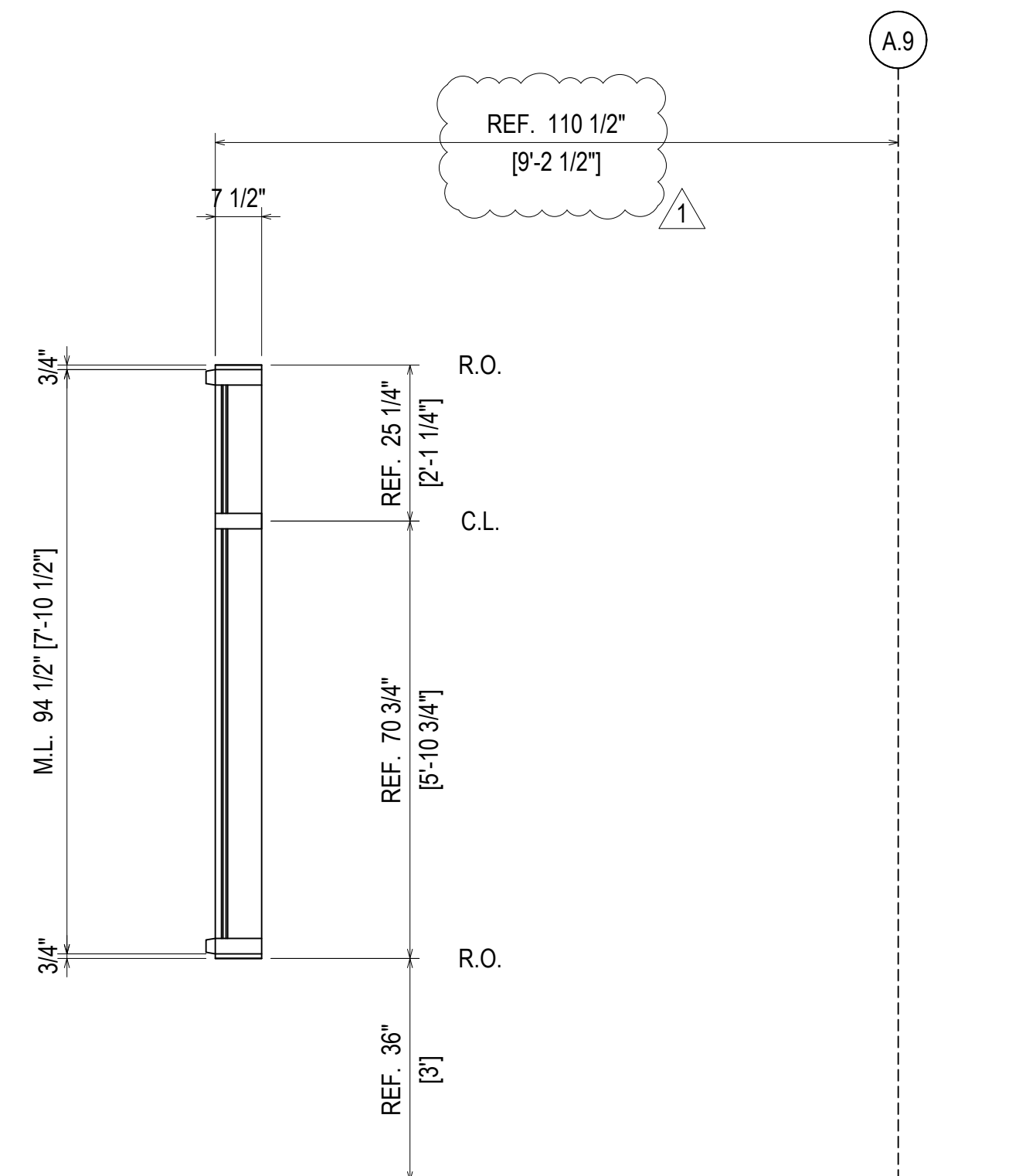
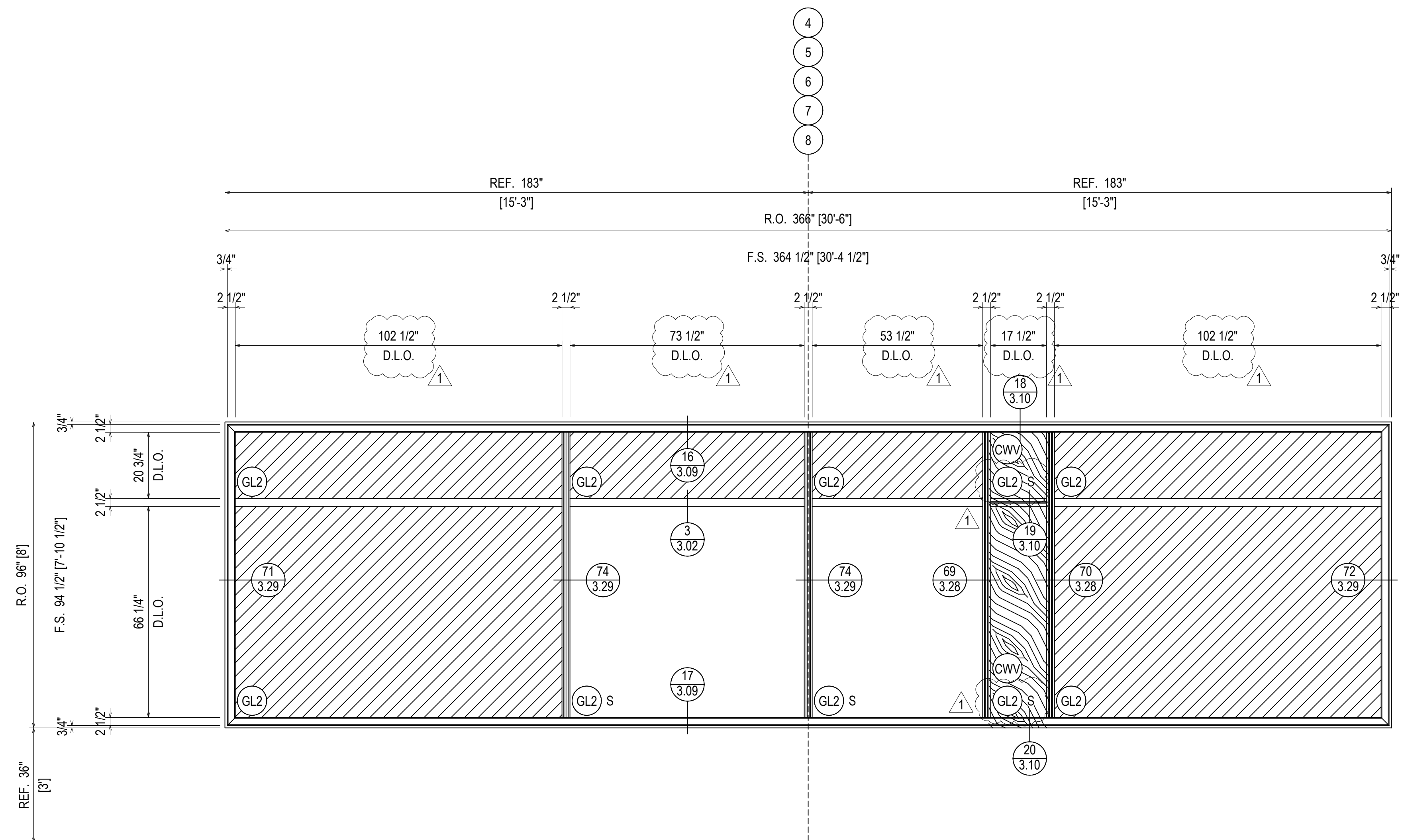


ARCH. REF.: 2/A31.005

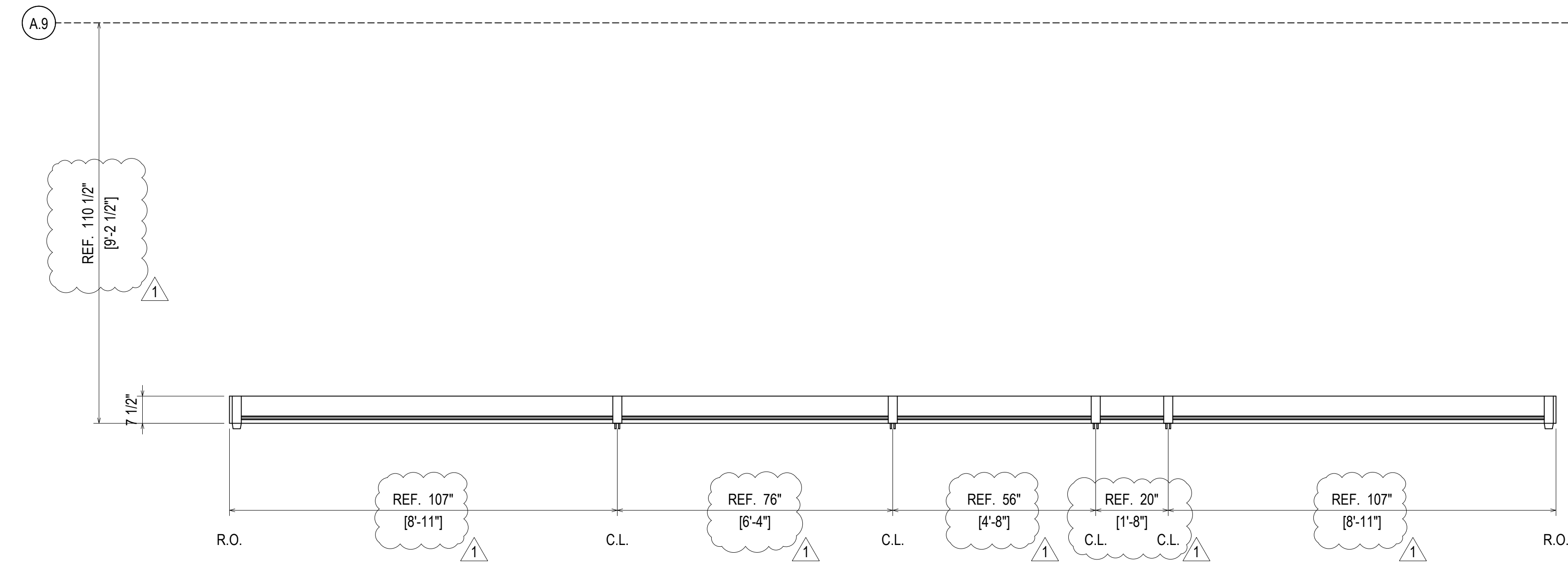
**ELEVATION 78**  
 SCALE: 1/2" = 1'-0"  
 KAWNEER 1600 SYS. 1 & 2 - 2 1/2" X 7 1/2"  
 EXTERIOR CURTAIN WALL  
 1" INSULATED GLASS  
 QUANTITY: 1



**ERECTOR / G.C. NOTE:**  
 PLEASE FIELD VERIFY ALL DIMENSIONS




LEVEL 04  
51'-4"



ELEVATION 79  
SCALE: 1/2" = 1'-0"  
KAWNEER 1600 SYS. 1 & 2 - 2 1/2" X 7 1/2"  
EXTERIOR CURTAIN WALL  
1" INSULATED GLASS  
QUANTITY: 5

REV	DESCRIPTION	DATE
1	1ST REVISION	02/28/22
NO	DESCRIPTION	
	DRAWING SUBMISSION	

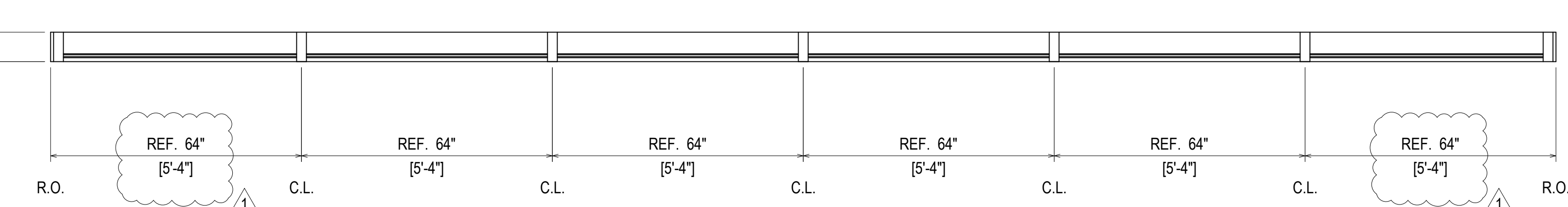
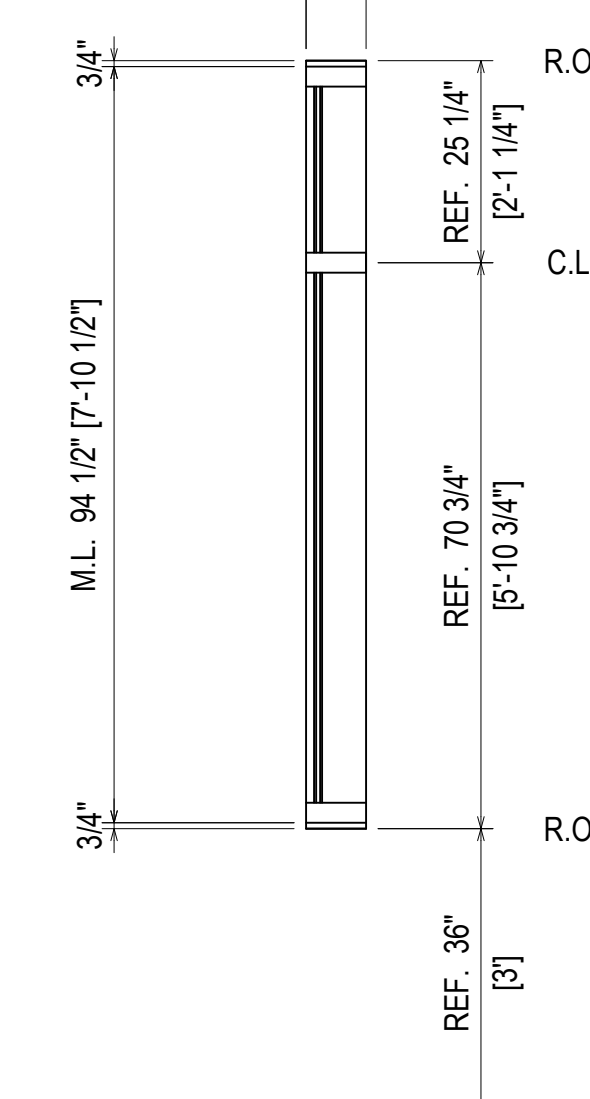
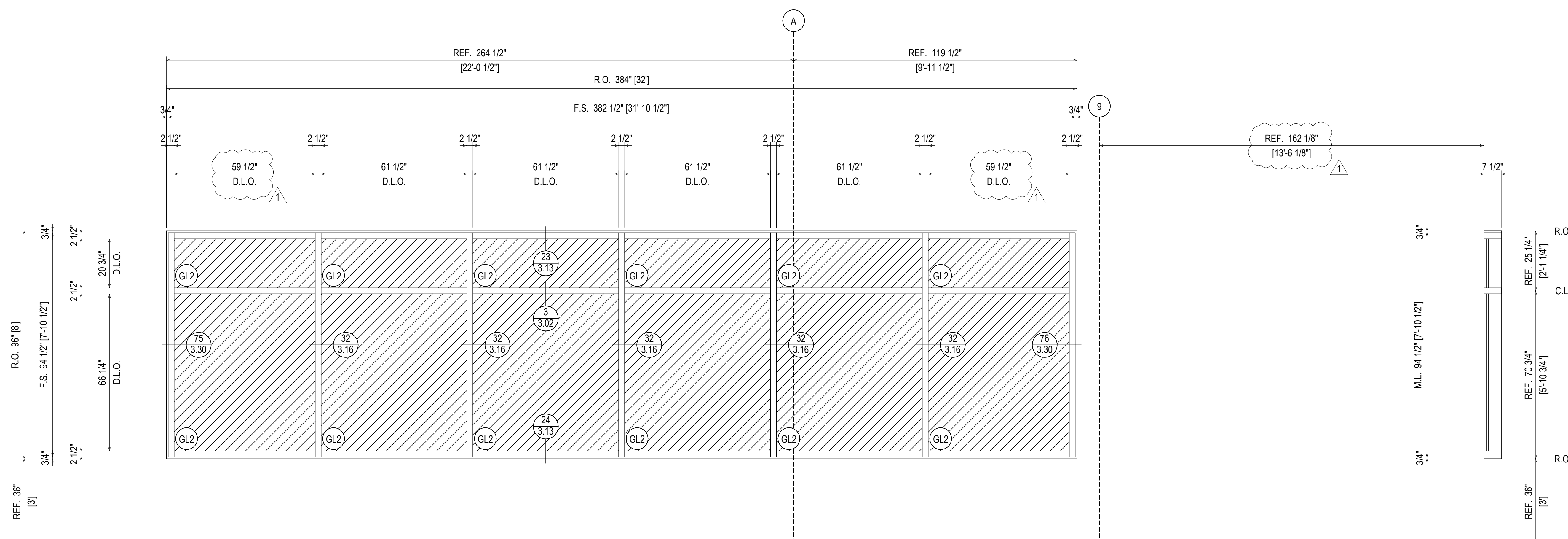
NGMC GAINESVILLE CLINICAL EXP. (LVL 03 - 09)  
743 SPRING ST NE  
GAINESVILLE, GA 30501



DRAWN BY:	DATE:
RA	09.30.22
CHECKED BY:	DATE:
JT	09.30.22

ERECTOR / G.C. NOTE:  
PLEASE FIELD VERIFY ALL DIMENSIONS

2.136



**ELEVATION 80**  
 SCALE: 1/2" = 1'-0"  
 KAWNEER 1600 SYS. 1 & 2 - 2 1/2" X 7 1/2"  
 EXTERIOR CURTAIN WALL  
 1" INSULATED GLASS  
 QUANTITY: 1

LEVEL 04  
 51'-4"

ARCH. REF.: 5/A31.004

REV.	DESCRIPTION	DATE
1	1ST REVISION	02/23/22
NO	DESCRIPTION	
	DRAWING SUBMISSION	

**NGMC GAINESVILLE CLINICAL EXP. (LVL 03 - 09)**  
 743 SPRING ST NE  
 GAINESVILLE, GA 30501

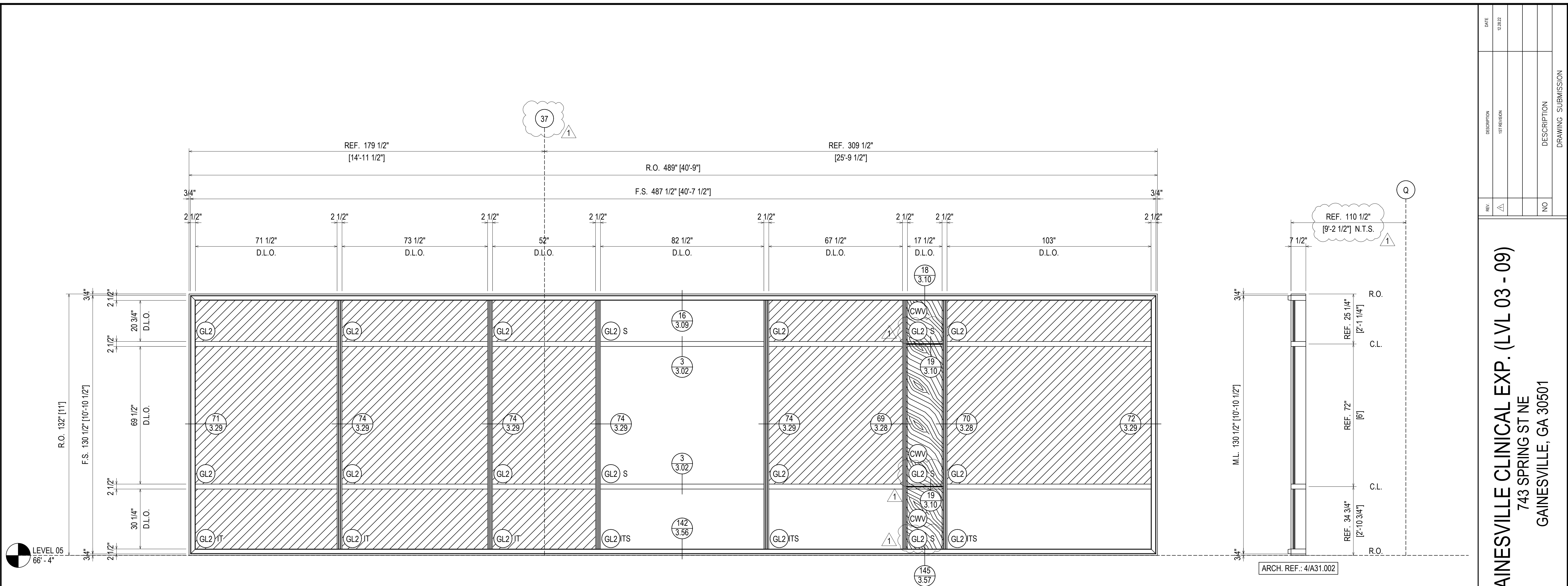
**GRAHAM-HODGE ASSOCIATES INC.**

JOB #

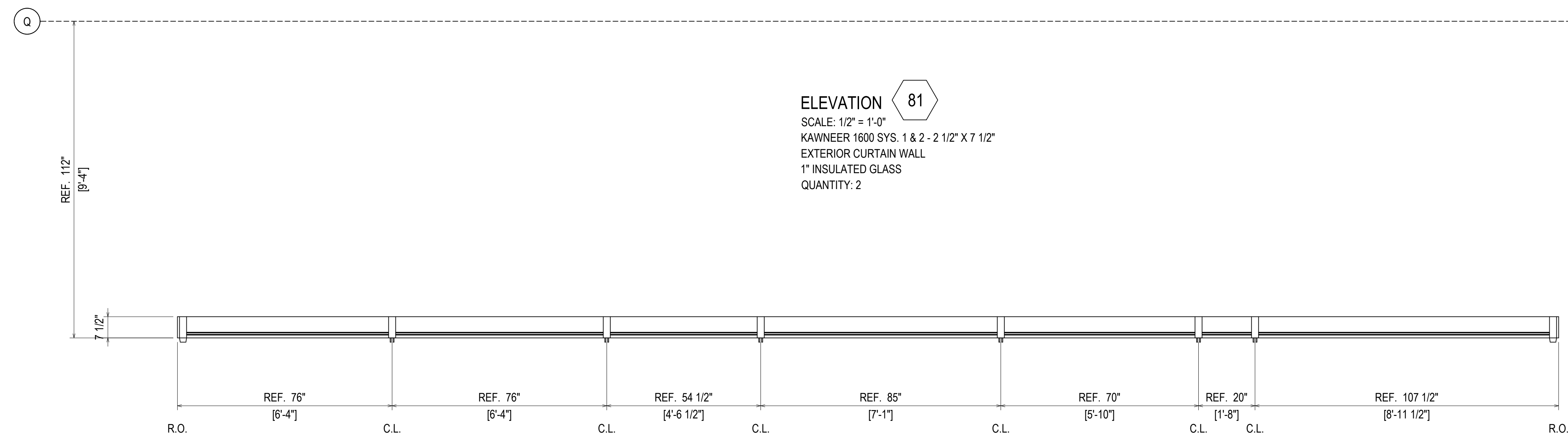
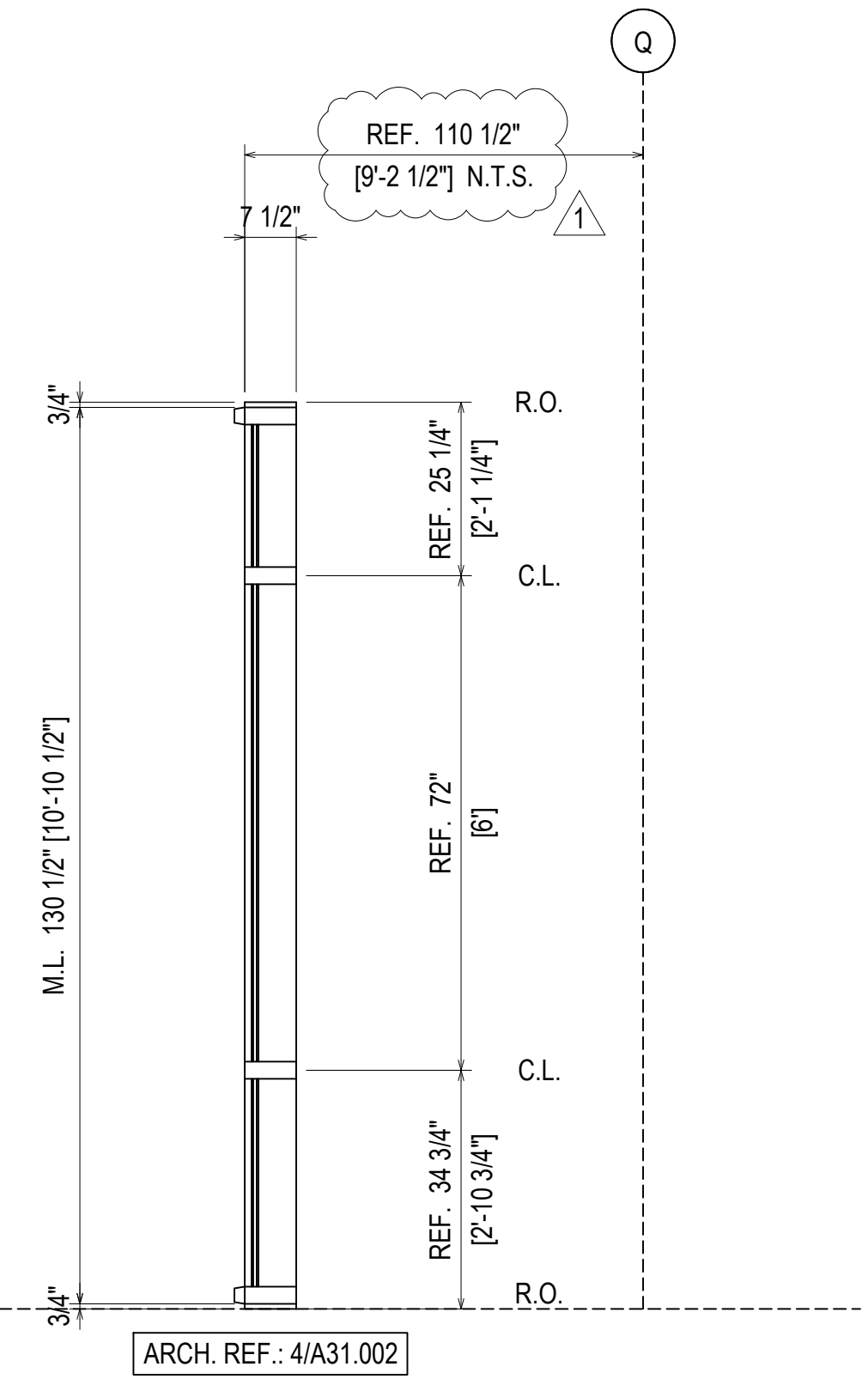
DRAWN BY:	DATE:
RA	09.30.22
CHECKED BY:	DATE:
JT	09.30.22

ERECTOR / G.C. NOTE:  
 PLEASE FIELD VERIFY ALL DIMENSIONS

**2.137**



LEVEL 05  
66'-4"



REV.	DESCRIPTION	DATE
1	1ST REVISION	02.28.22
NO	DESCRIPTION	
	DRAWING SUBMISSION	

**NGMC GAINESVILLE CLINICAL EXP. (LVL 03 - 09)**  
 743 SPRING ST NE  
 GAINESVILLE, GA 30501

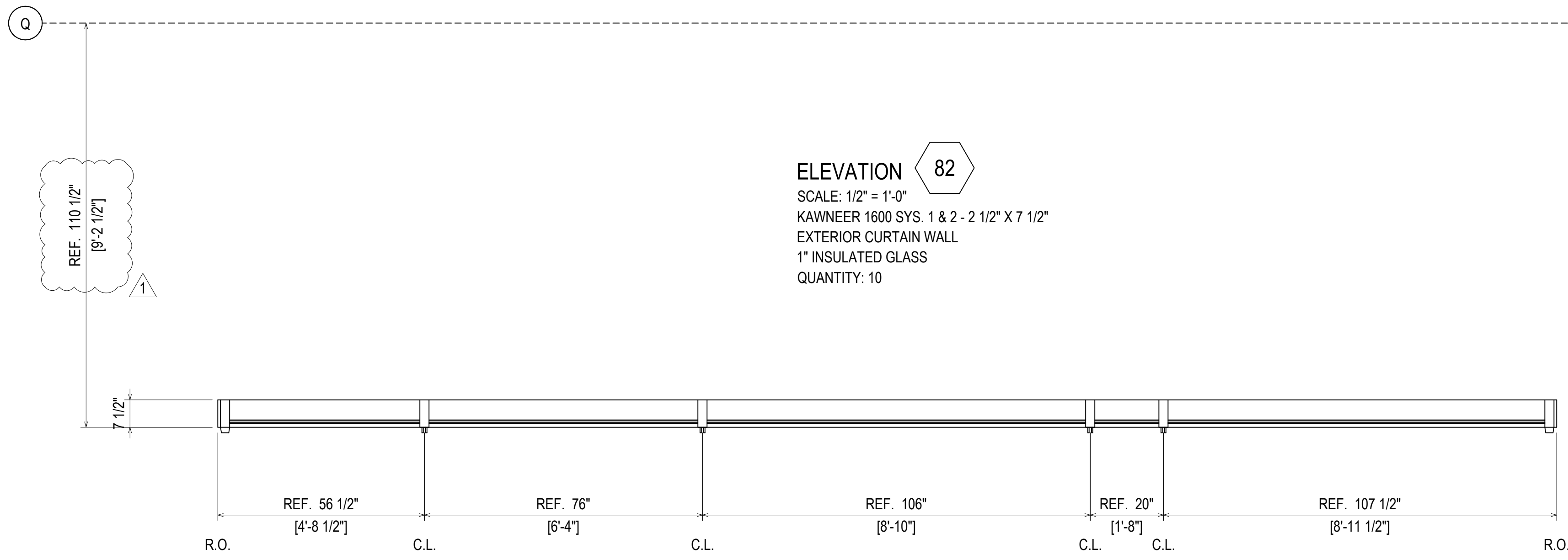
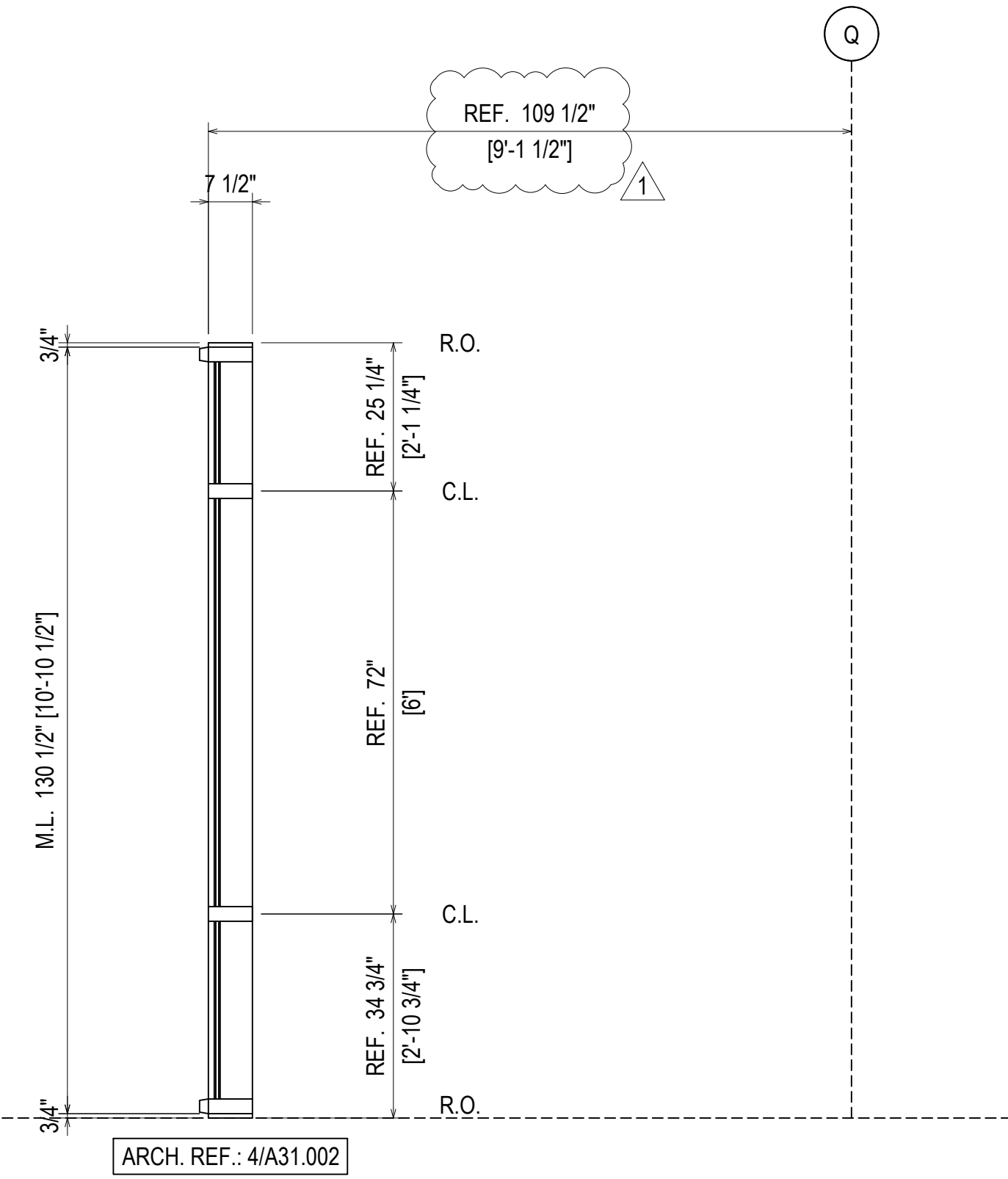
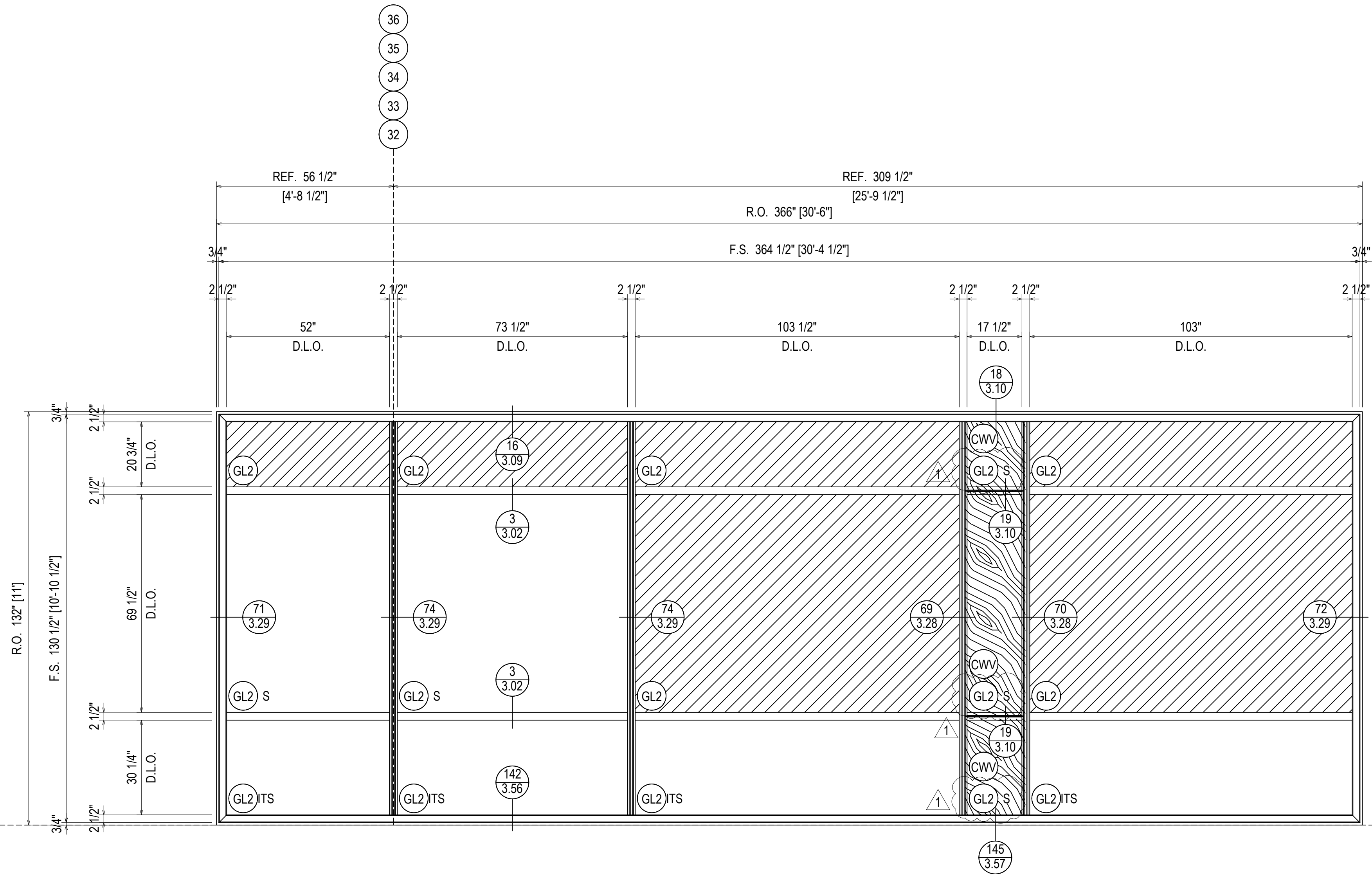
**GRAHAM-HODGE ASSOCIATES INC.**

JOB #

DRAWN BY: _RA_	DATE: _09.30.22_
CHECKED BY: _JT_	DATE: _09.30.22_

ERECTOR / G.C. NOTE:  
PLEASE FIELD VERIFY ALL DIMENSIONS

**2.138**



**ELEVATION 82**  
 SCALE: 1/2" = 1'-0"  
 KAWNEER 1600 SYS. 1 & 2 - 2 1/2" X 7 1/2"  
 EXTERIOR CURTAIN WALL  
 1" INSULATED GLASS  
 QUANTITY: 10

REV.	DESCRIPTION	DATE
1	1ST REVISION	02/23/22
NO	DESCRIPTION	
	DRAWING SUBMISSION	

**NGMC GAINESVILLE CLINICAL EXP. (LVL 03 - 09)**  
 743 SPRING ST NE  
 GAINESVILLE, GA 30501

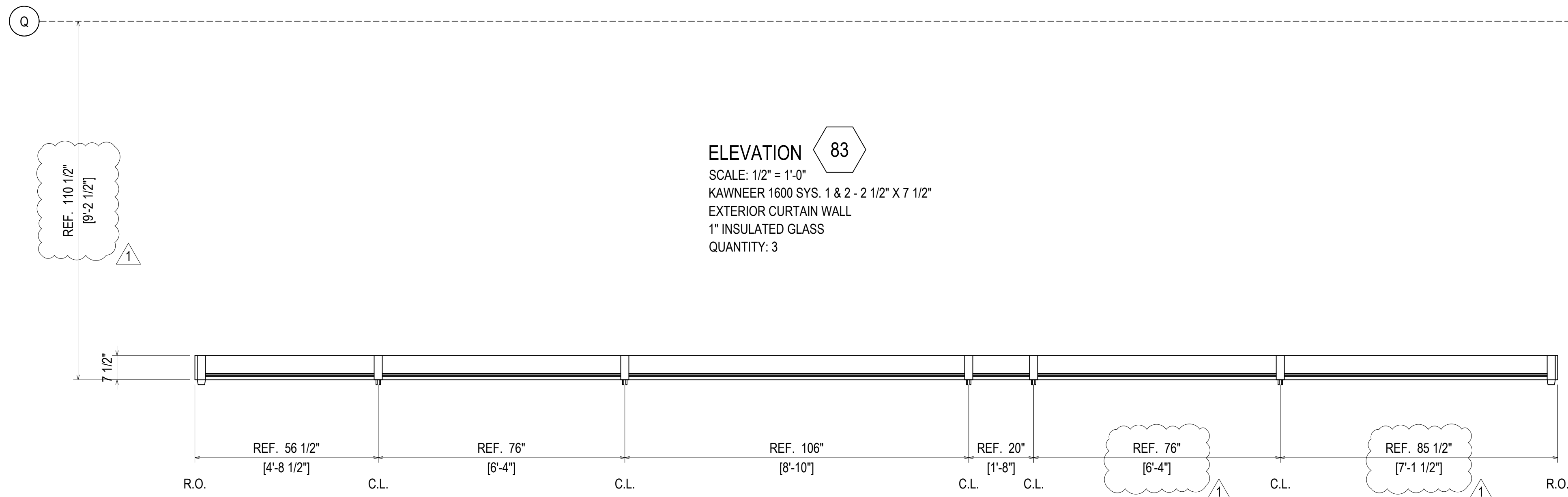
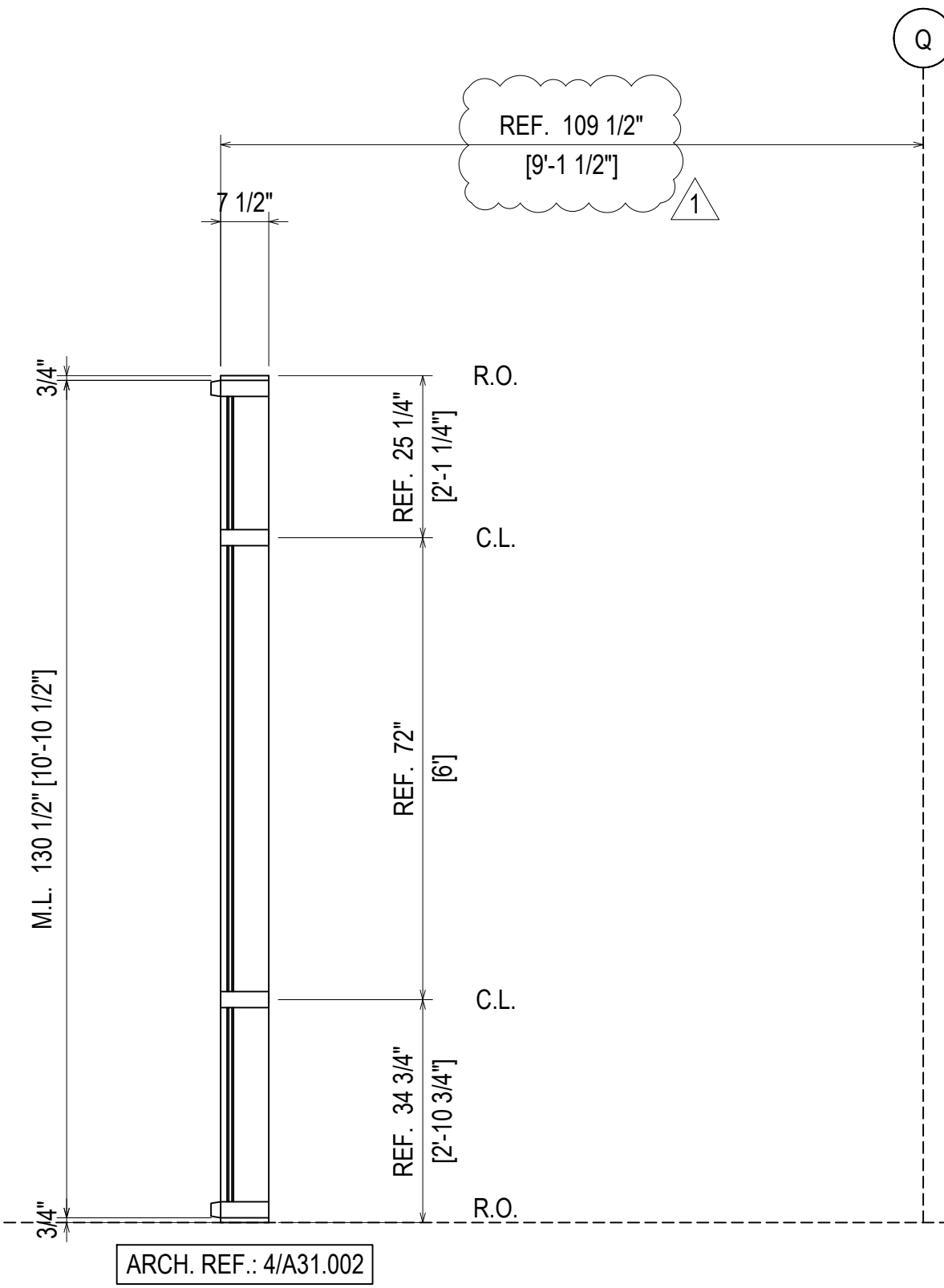
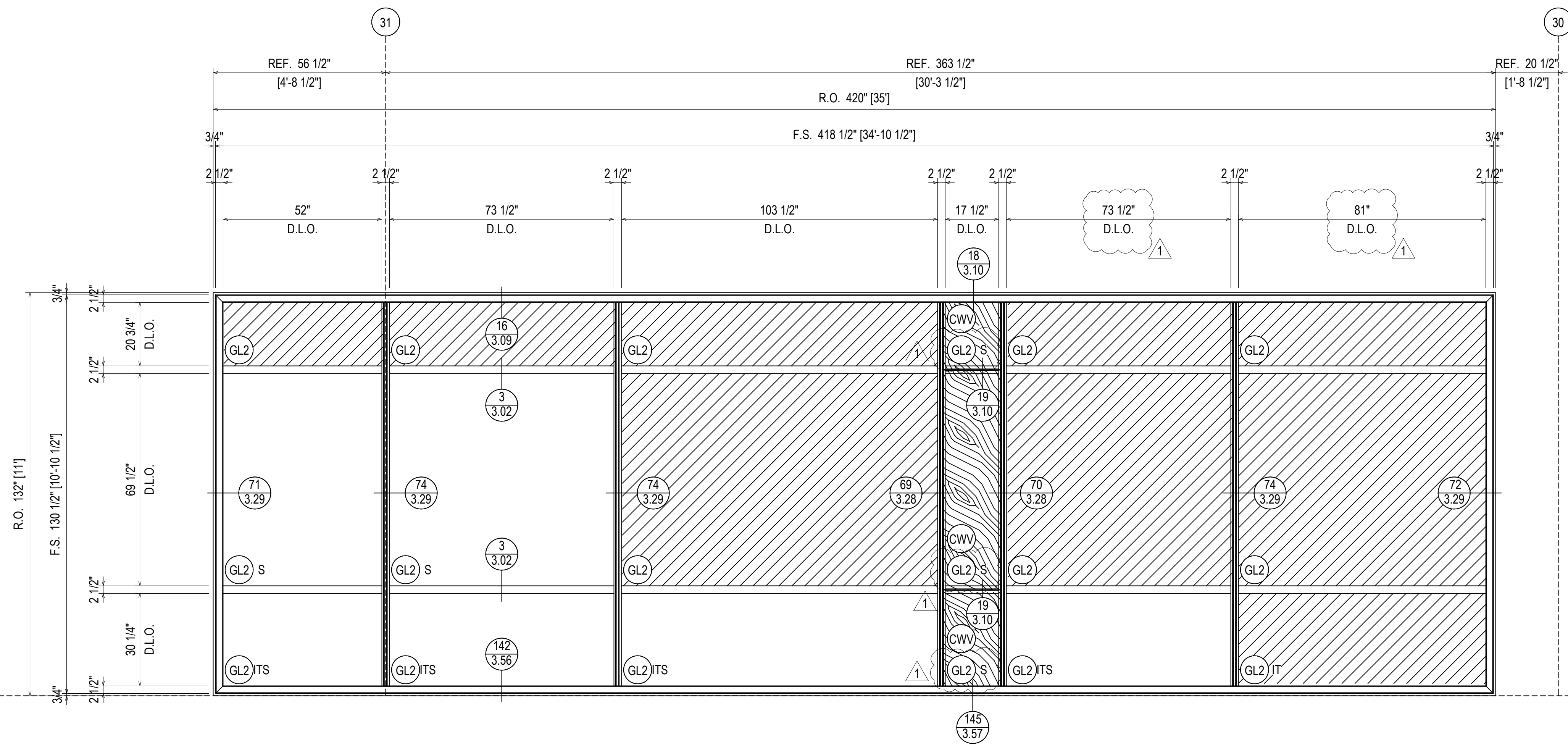


DRAWN BY:	DATE:
RA	09.30.22
CHECKED BY:	DATE:
JT	09.30.22

**ERECTOR / G.C. NOTE:**  
 PLEASE FIELD VERIFY ALL DIMENSIONS

**2.139**






**ELEVATION 83**  
 SCALE: 1/2" = 1'-0"  
 KAWNEER 1600 SYS. 1 & 2 - 2 1/2" X 7 1/2"  
 EXTERIOR CURTAIN WALL  
 1" INSULATED GLASS  
 QUANTITY: 3

REV.	DESCRIPTION	DATE
1	1ST REVISION	02.28.22
NO	DESCRIPTION	
	DRAWING SUBMISSION	

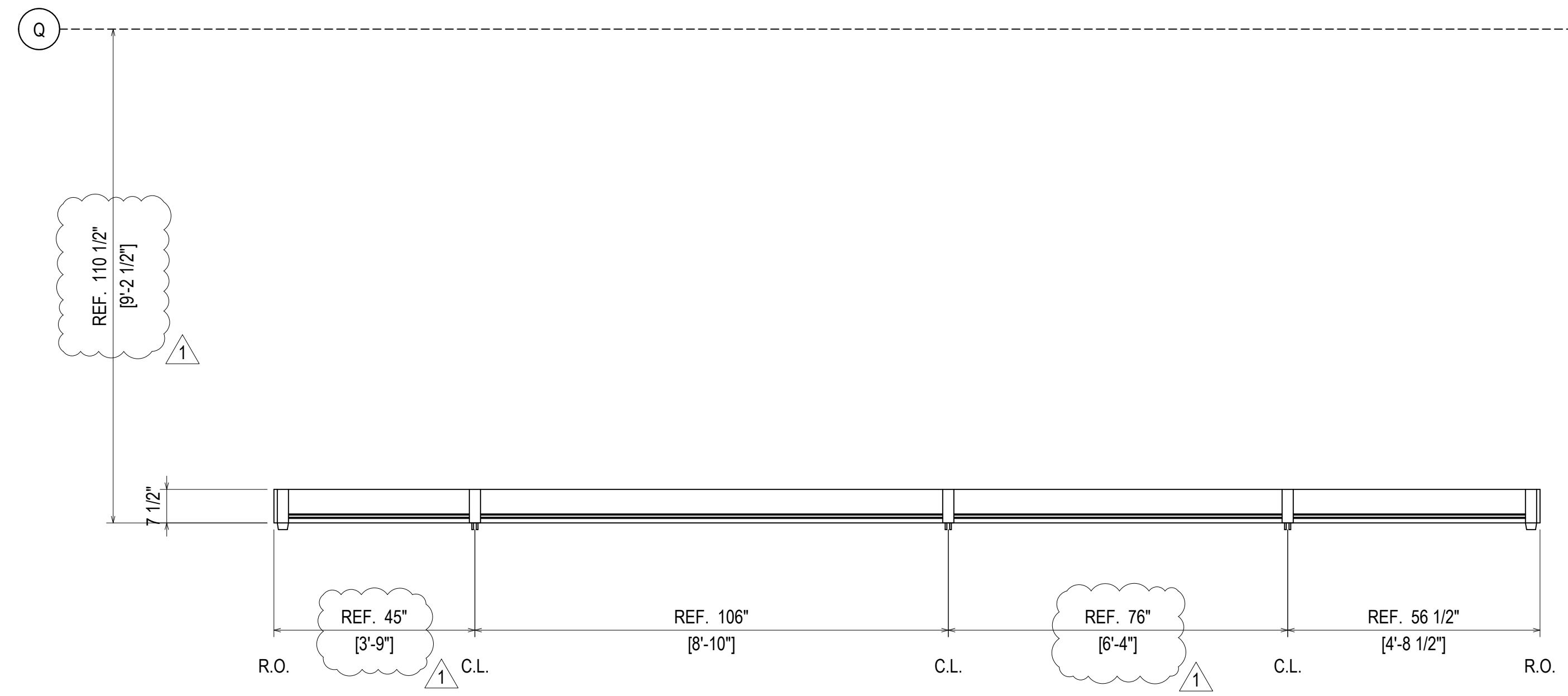
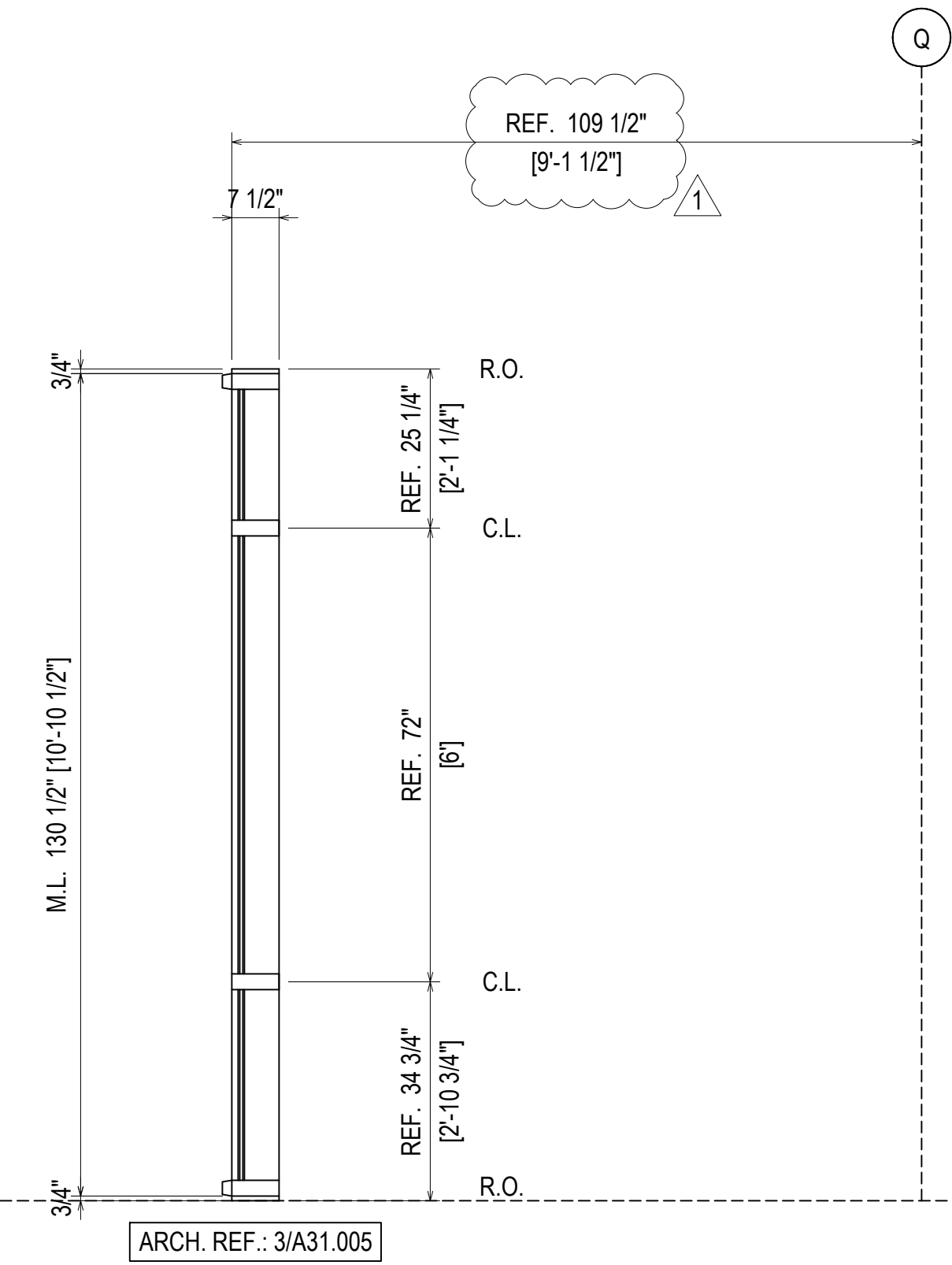
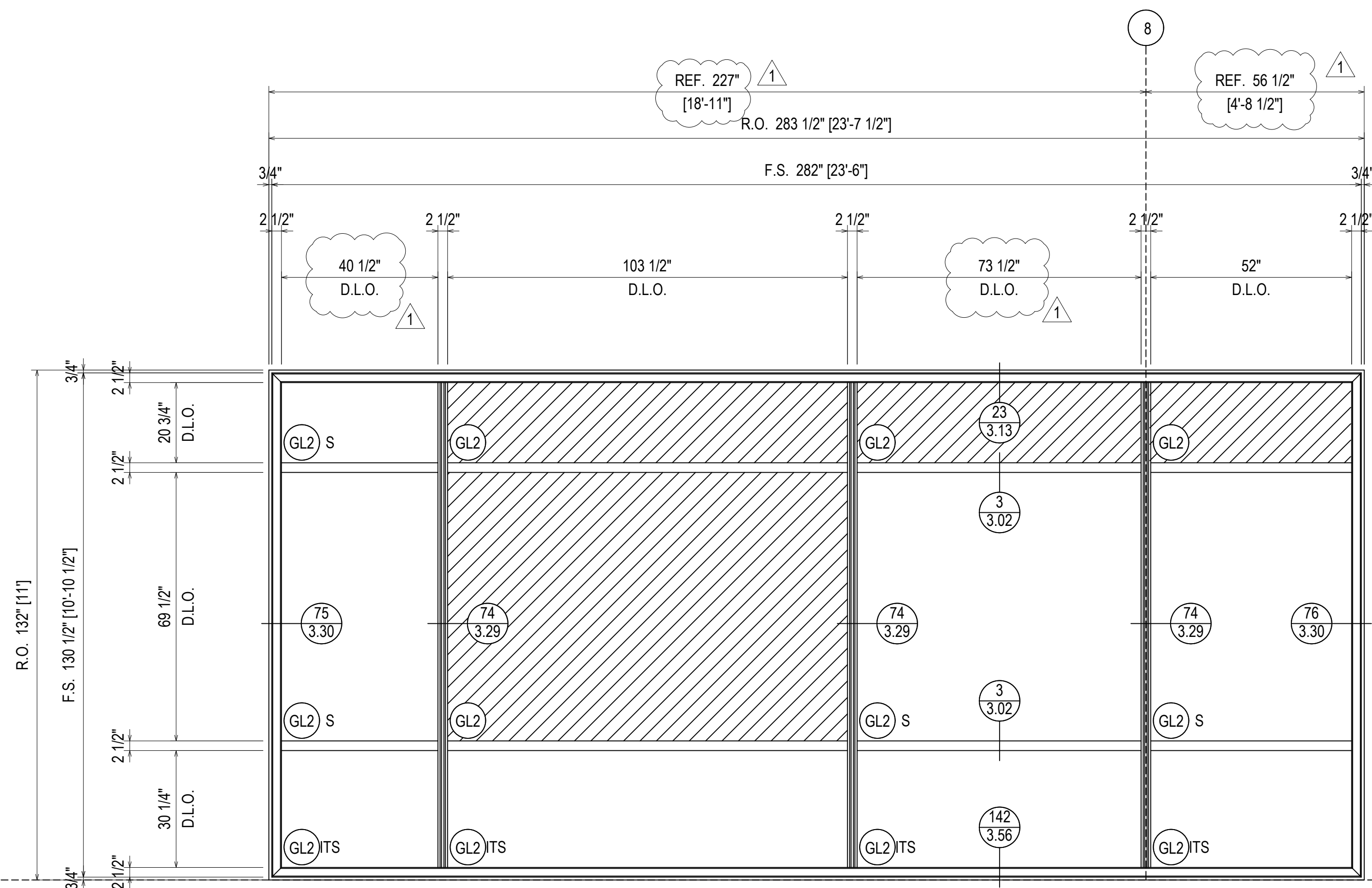
**NGMC GAINESVILLE CLINICAL EXP. (LVL 03 - 09)**  
 743 SPRING ST NE  
 GAINESVILLE, GA 30501



DRAWN BY:	DATE:
RA	09.30.22
CHECKED BY:	DATE:
JT	09.30.22

**ERECTOR / G.C. NOTE:**  
 PLEASE FIELD VERIFY ALL DIMENSIONS

**2.140**




ELEVATION 84  
 SCALE: 1/2" = 1'-0"  
 KAWNEER 1600 SYS. 1 & 2 - 2 1/2" X 7 1/2"  
 EXTERIOR CURTAIN WALL  
 1" INSULATED GLASS  
 QUANTITY: 1

ERECTOR / G.C. NOTE:  
 PLEASE FIELD VERIFY ALL DIMENSIONS

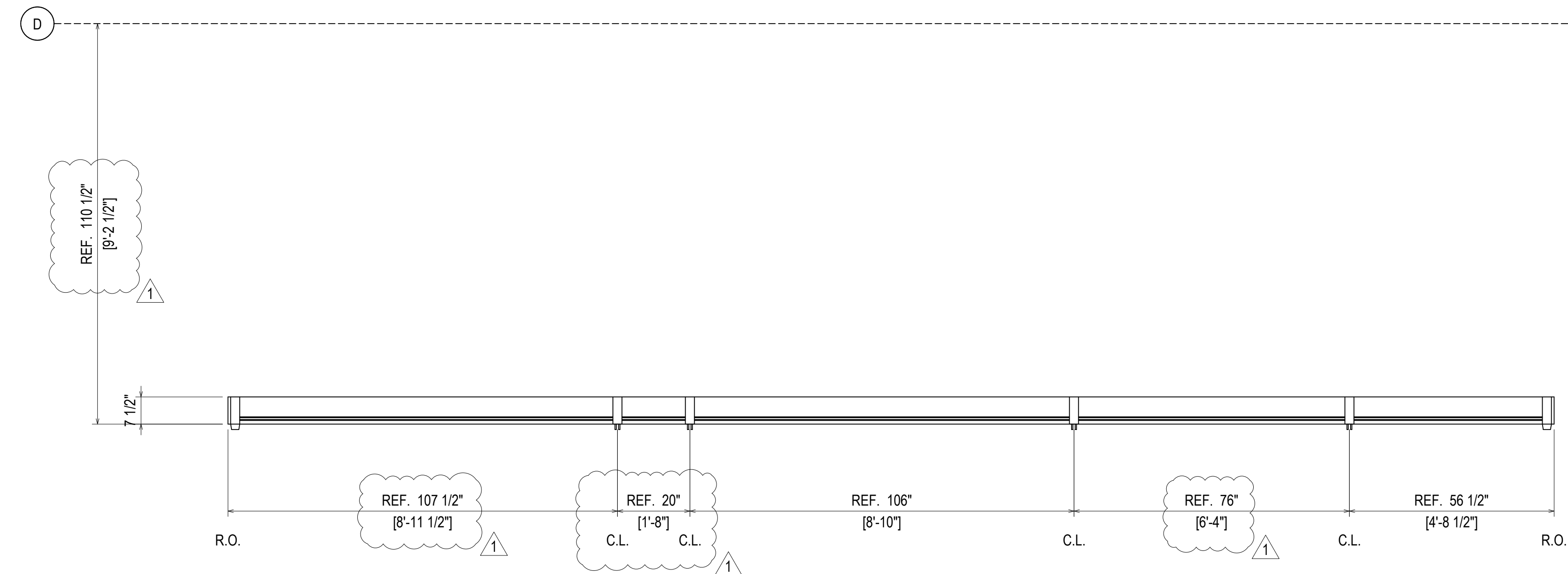
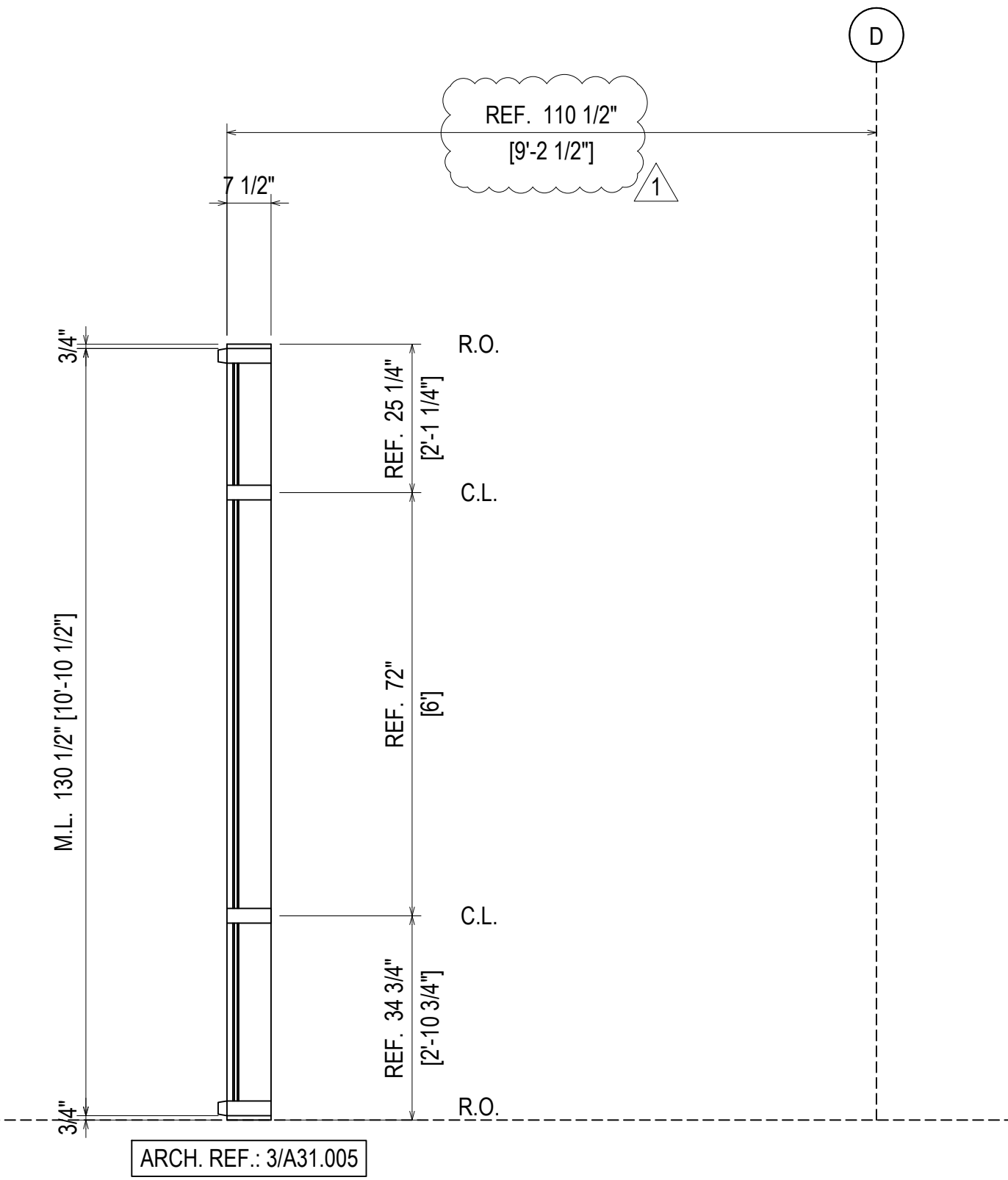
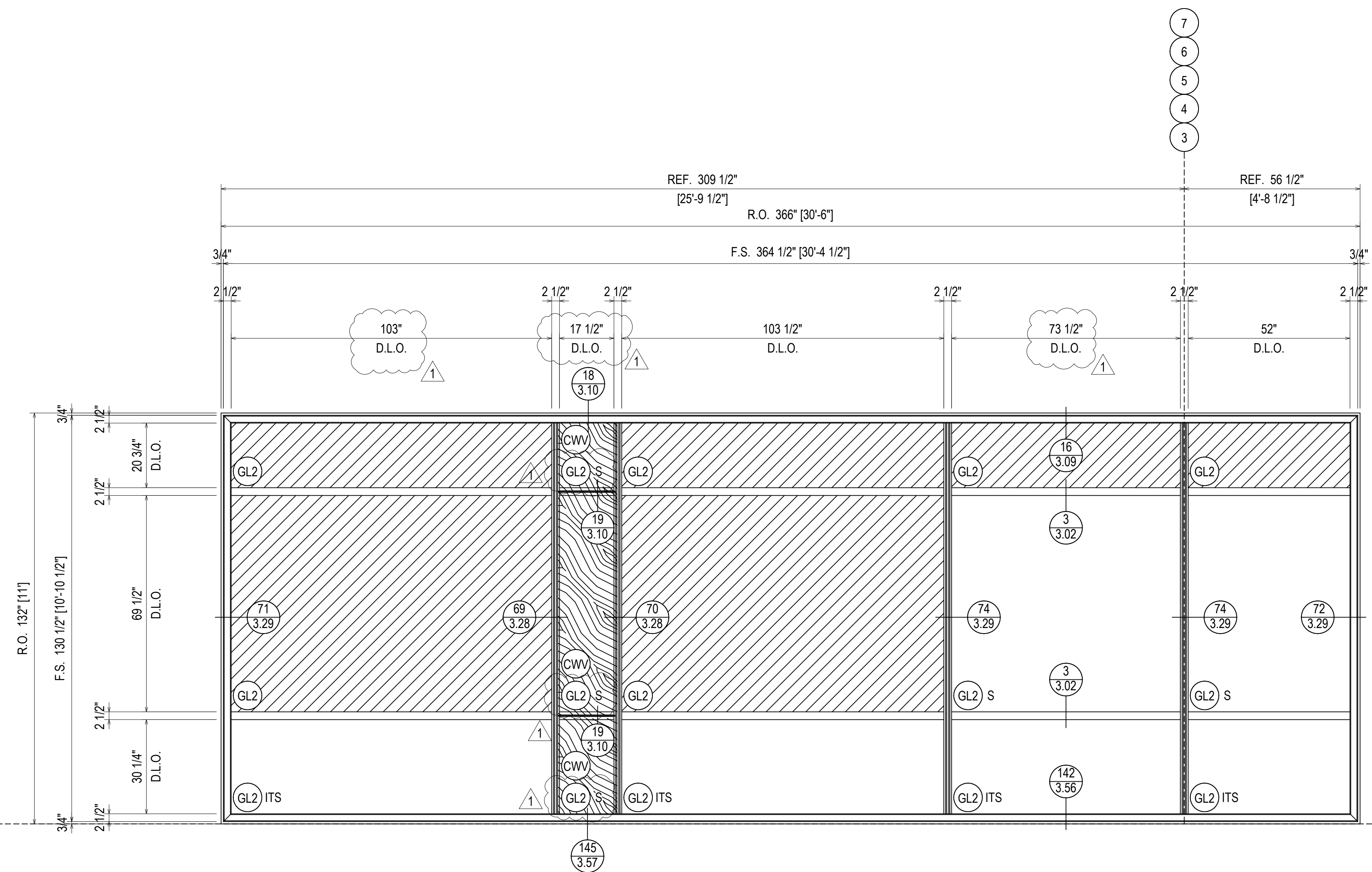
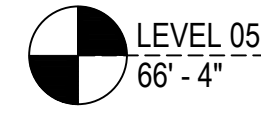
REV.	DESCRIPTION	DATE
1	1ST REVISION	02/28/22
NO	DESCRIPTION	
	DRAWING SUBMISSION	

NGMC GAINESVILLE CLINICAL EXP. (LVL 03 - 09)  
 743 SPRING ST NE  
 GAINESVILLE, GA 30501



DRAWN BY: _RA_	DATE: _09.30.22_
CHECKED BY: _JT_	DATE: _09.30.22_

2.141




ELEVATION **85**  
 SCALE: 1/2" = 1'-0"  
 KAWNEER 1600 SYS. 1 & 2 - 2 1/2" X 7 1/2"  
 EXTERIOR CURTAIN WALL  
 1" INSULATED GLASS  
 QUANTITY: 5

ERECTOR / G.C. NOTE:  
 PLEASE FIELD VERIFY ALL DIMENSIONS

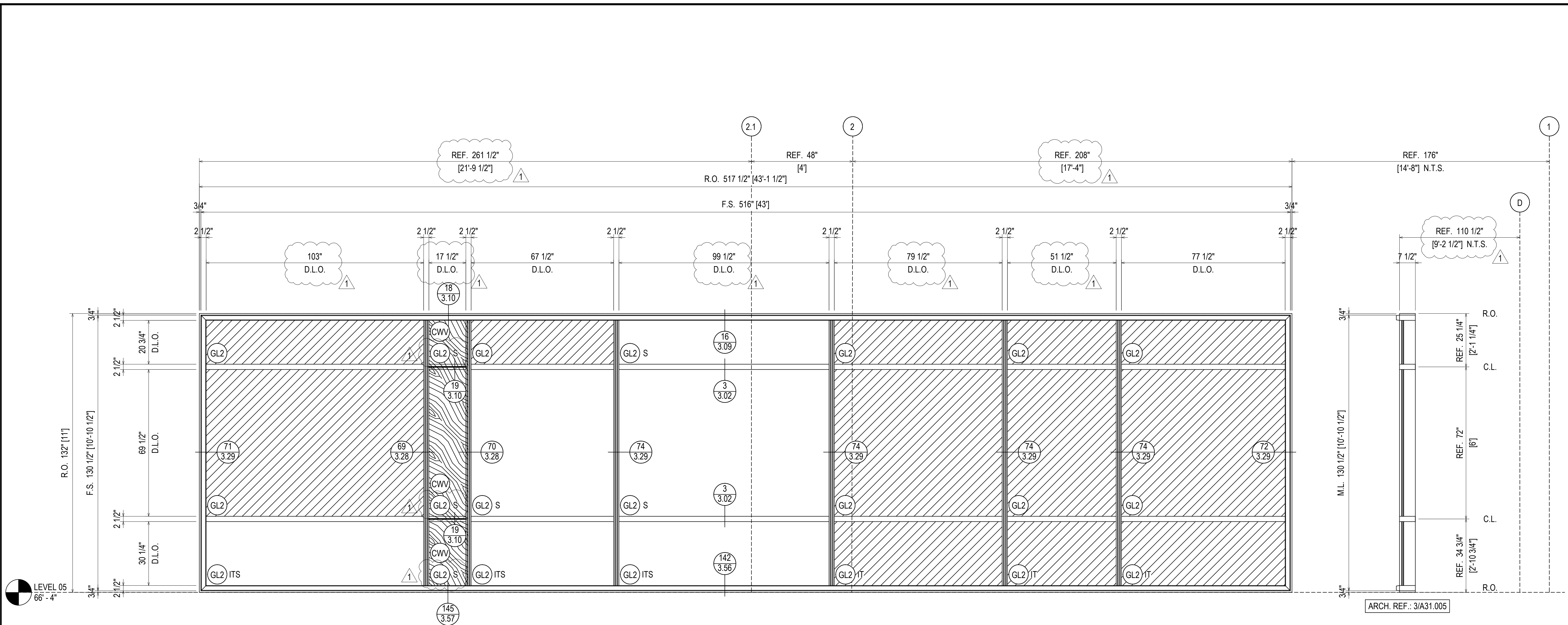
REV.	DESCRIPTION	DATE
1	1ST REVISION	02.28.22
NO	DESCRIPTION	
	DRAWING SUBMISSION	

**NGMC GAINESVILLE CLINICAL EXP. (LVL 03 - 09)**  
 743 SPRING ST NE  
 GAINESVILLE, GA 30501



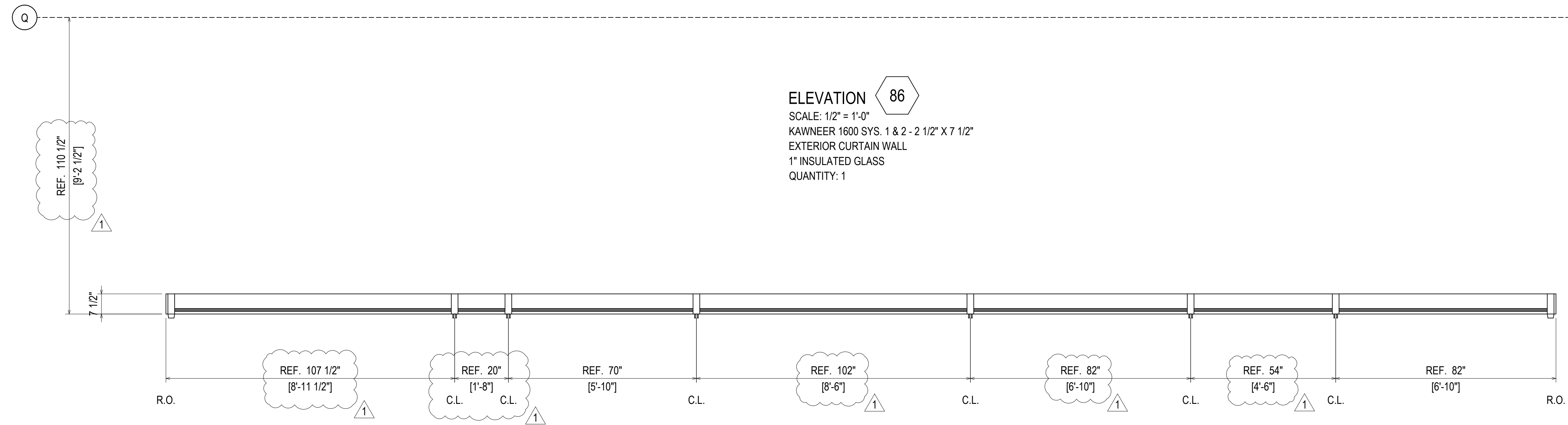
DRAWN BY: RA	DATE: 09.30.22
CHECKED BY: JT	DATE: 09.30.22

**2.142**



LEVEL 05  
66'-4"

ARCH. REF.: 3/A31.005



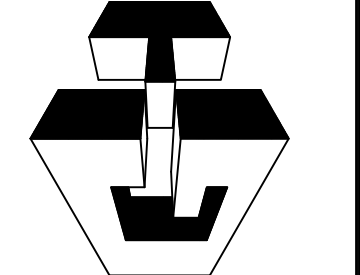
ELEVATION 86  
SCALE: 1/2" = 1'-0"  
KAWNEER 1600 SYS. 1 & 2 - 2 1/2" X 7 1/2"  
EXTERIOR CURTAIN WALL  
1" INSULATED GLASS  
QUANTITY: 1

ERECTOR / G.C. NOTE:  
PLEASE FIELD VERIFY ALL DIMENSIONS

REV.	DESCRIPTION	DATE
1	1ST REVISION	02.28.22
NO	DESCRIPTION	
	DRAWING SUBMISSION	

NGMC GAINESVILLE CLINICAL EXP. (LVL 03 - 09)  
743 SPRING ST NE  
GAINESVILLE, GA 30501

GRAHAM-HODGE  
ASSOCIATES INC.

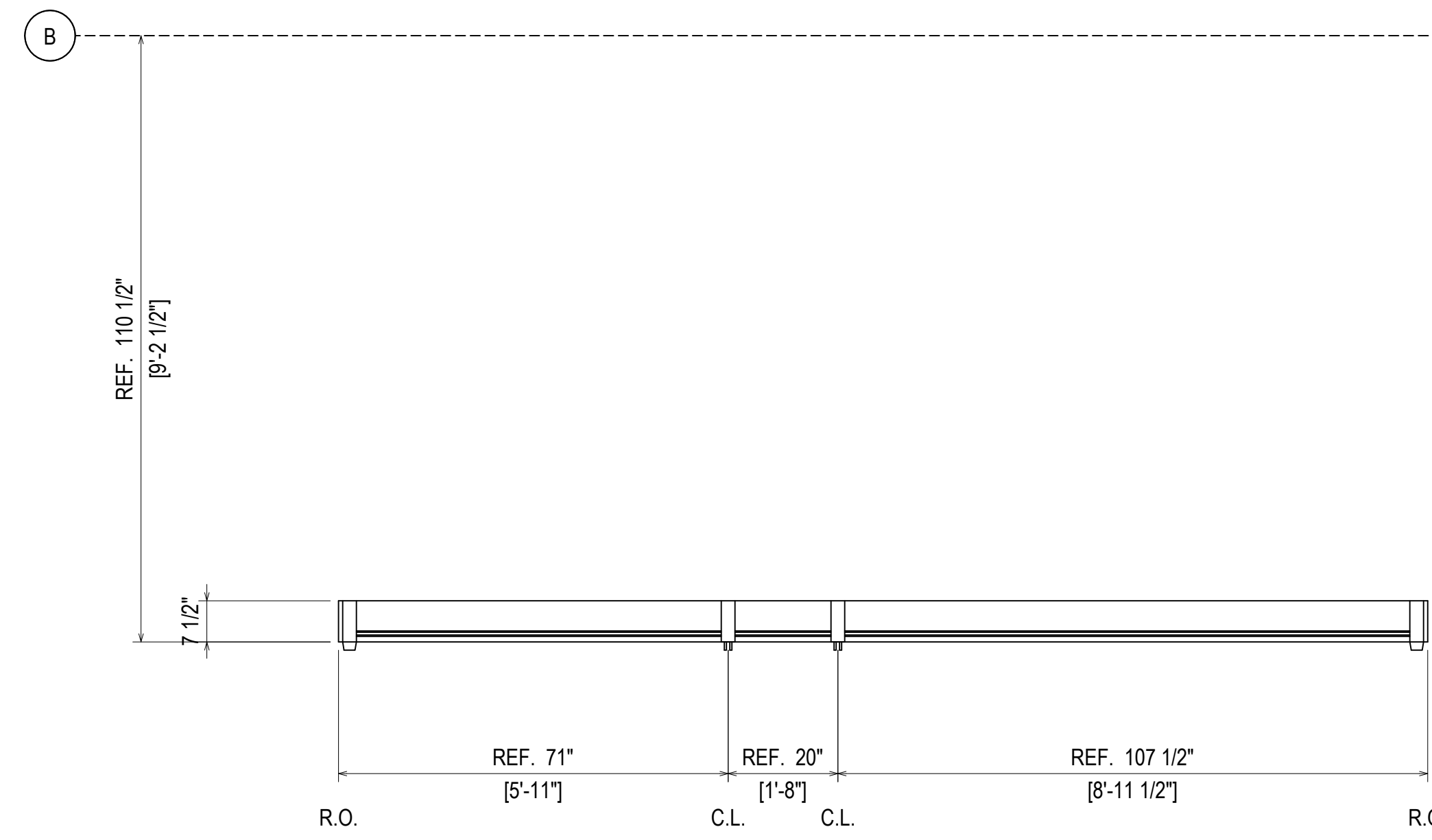
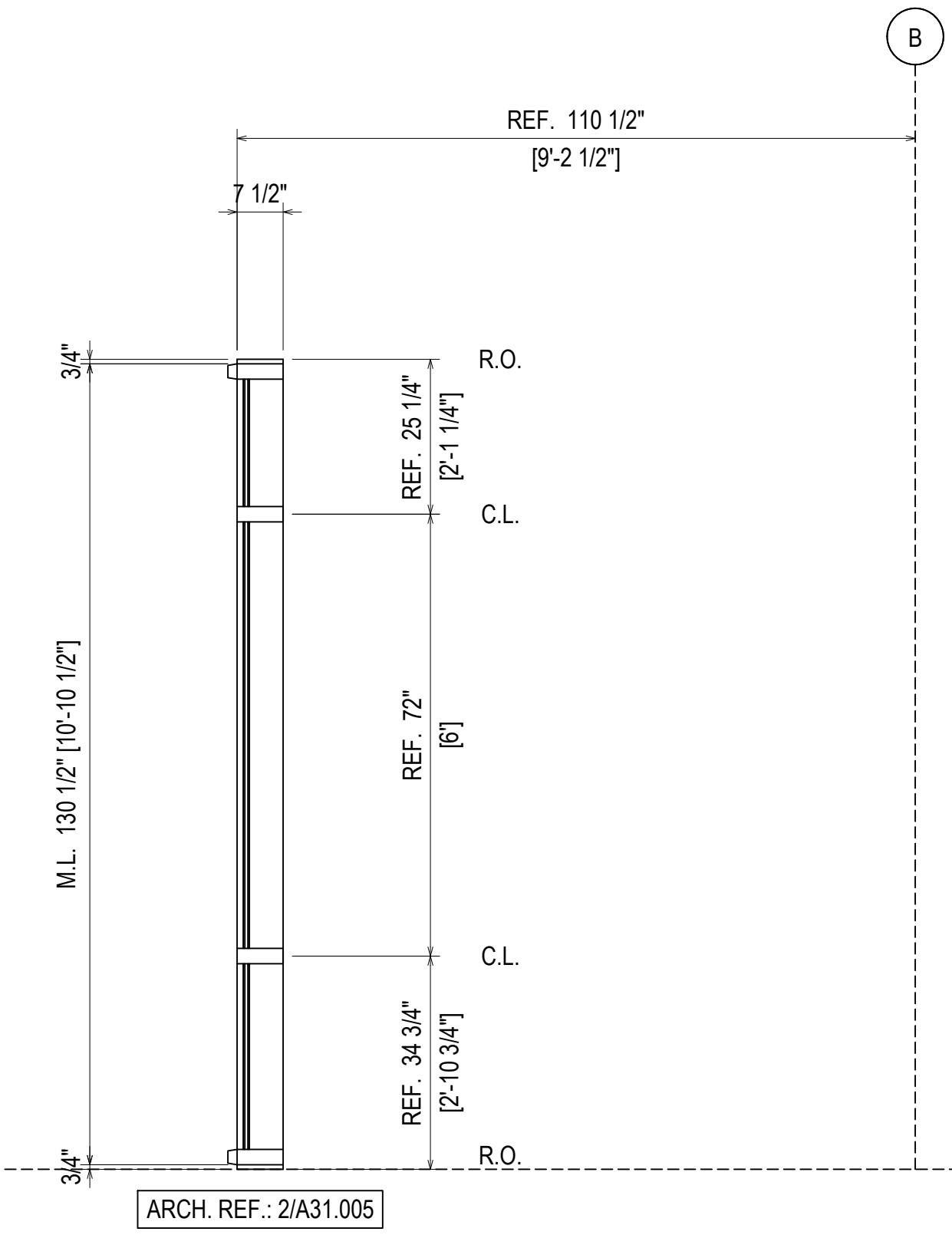
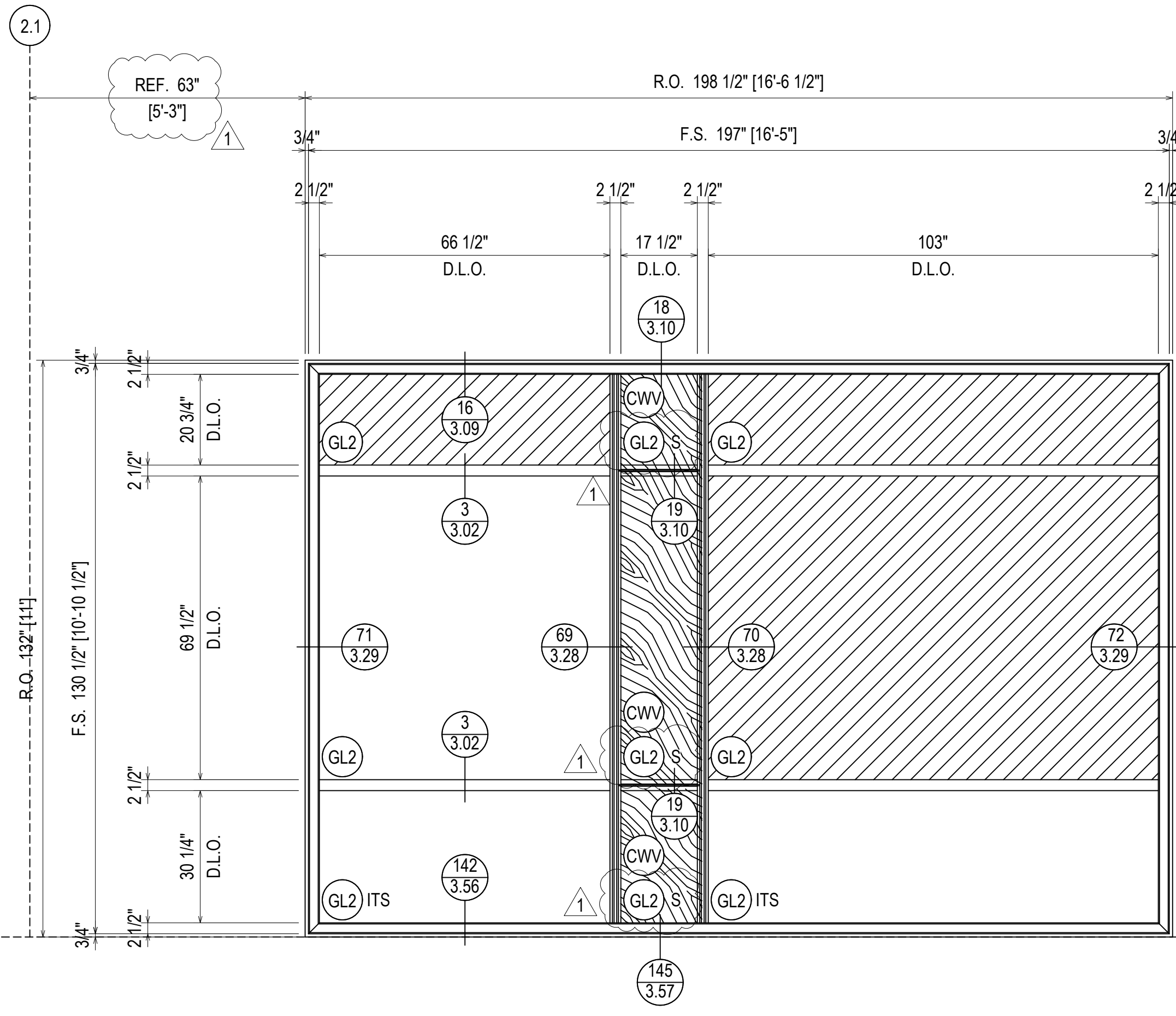


JOB #

DRAWN BY:	DATE:
RA	09.30.22
CHECKED BY:	DATE:
JT	09.30.22

2.143

LEVEL 05  
66'-4"



ELEVATION **87**  
 SCALE: 1/2" = 1'-0"  
 KAWNEER 1600 SYS. 1 & 2 - 2 1/2" X 7 1/2"  
 EXTERIOR CURTAIN WALL  
 1" INSULATED GLASS  
 QUANTITY: 1

ERECTOR / G.C. NOTE:  
PLEASE FIELD VERIFY ALL DIMENSIONS

REV	DESCRIPTION	DATE
1	1ST REVISION	02.28.22
NO	DESCRIPTION	
	DRAWING SUBMISSION	

NGMC GAINESVILLE CLINICAL EXP. (LVL 03 - 09)  
 743 SPRING ST NE  
 GAINESVILLE, GA 30501

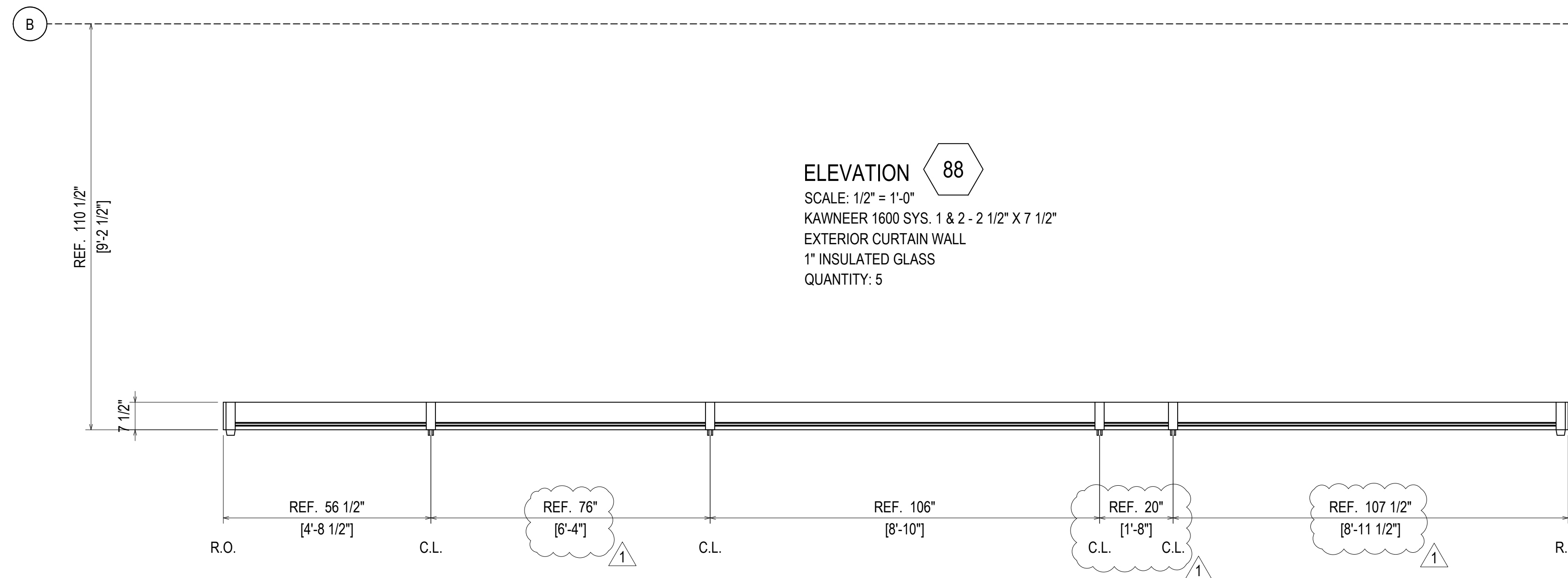
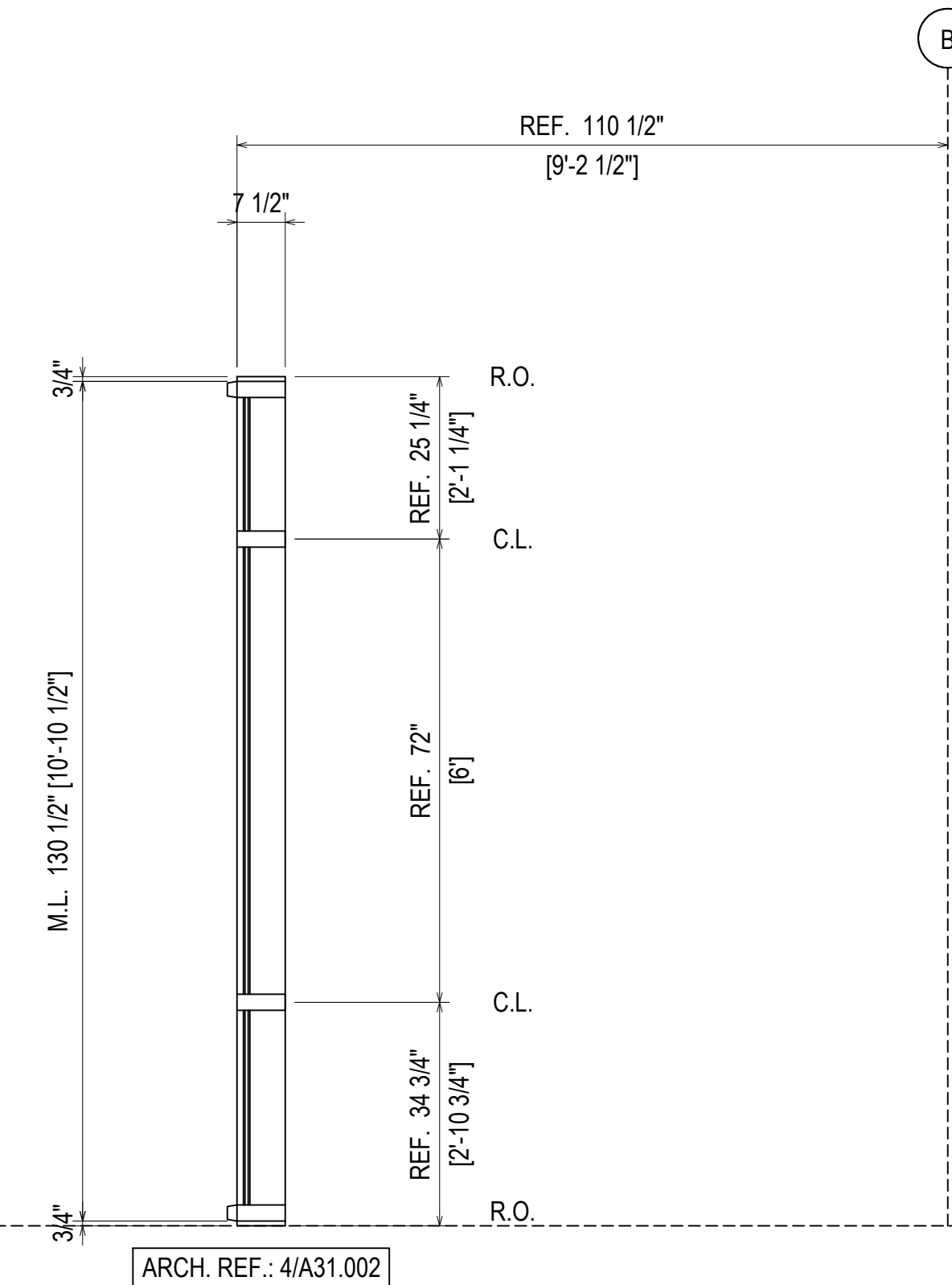
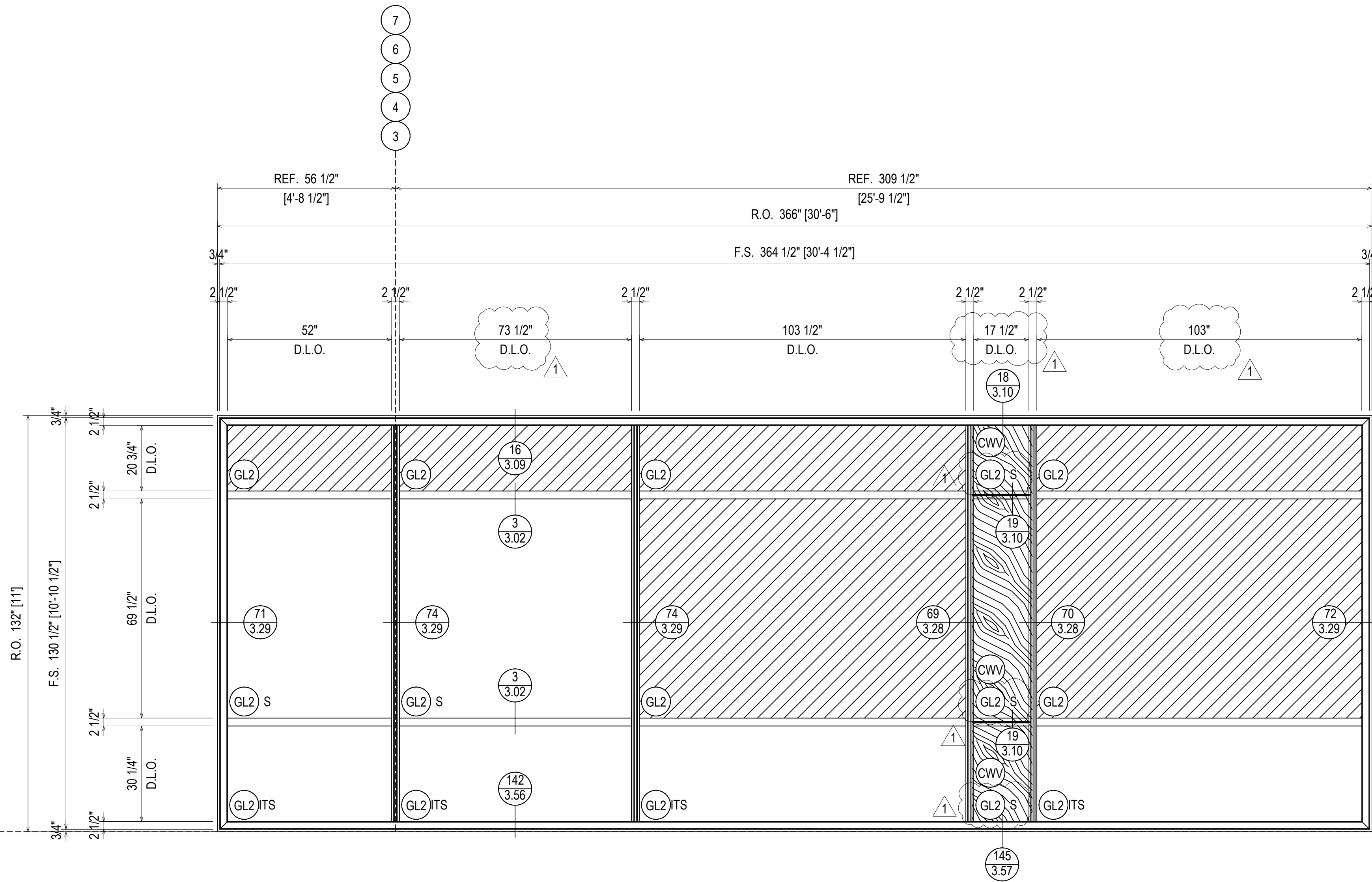
**GRAHAM-HODGE**  
ASSOCIATES INC.

JOB #

DRAWN BY: _RA_	DATE: _09.30.22_
CHECKED BY: _JT_	DATE: _09.30.22_

**2.144**





**ELEVATION 88**  
 SCALE: 1/2" = 1'-0"  
 KAWNEER 1600 SYS. 1 & 2 - 2 1/2" X 7 1/2"  
 EXTERIOR CURTAIN WALL  
 1" INSULATED GLASS  
 QUANTITY: 5

REV.	DESCRIPTION	DATE
1	1ST REVISION	02.28.22
NO	DESCRIPTION	
	DRAWING SUBMISSION	

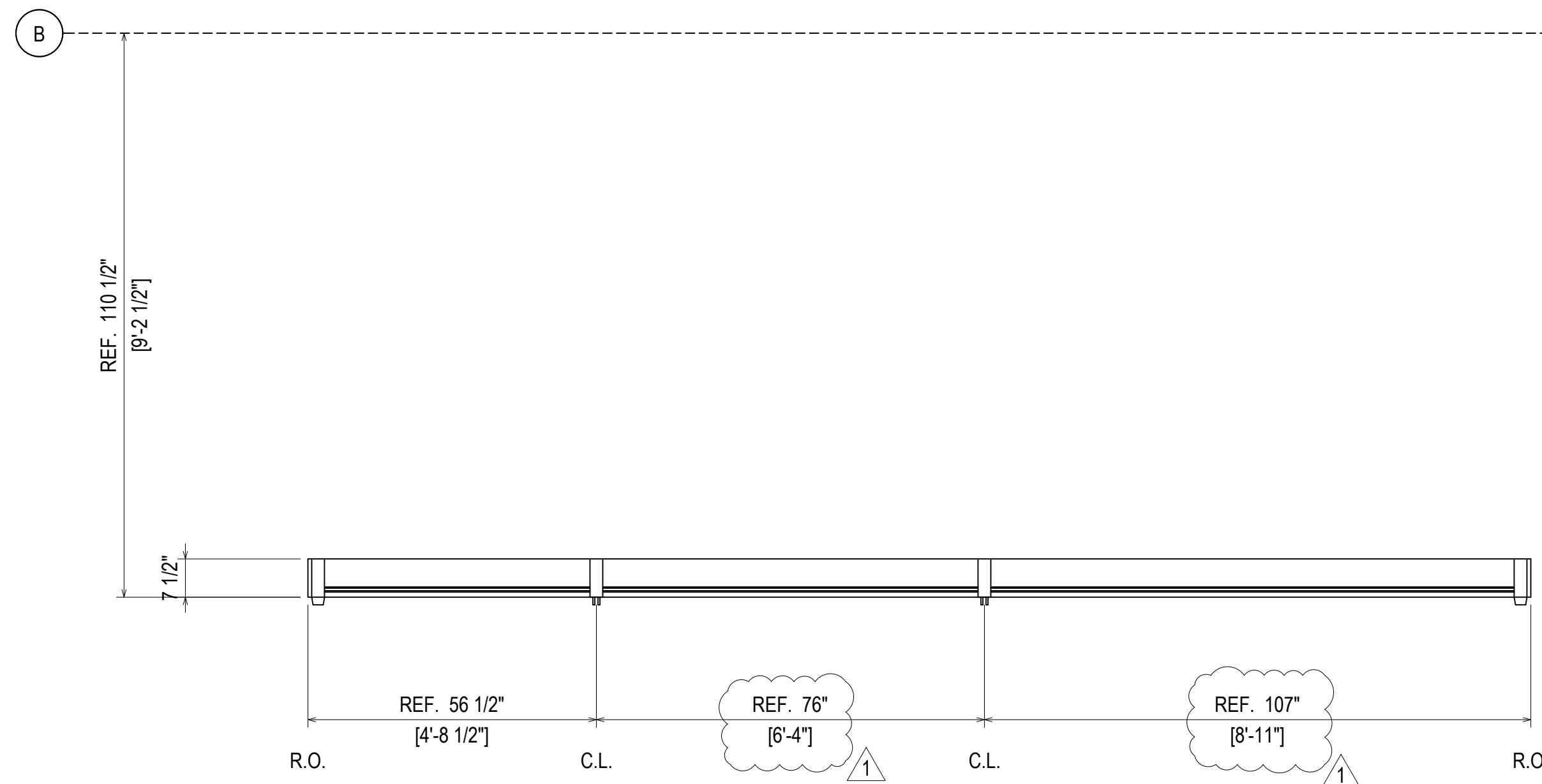
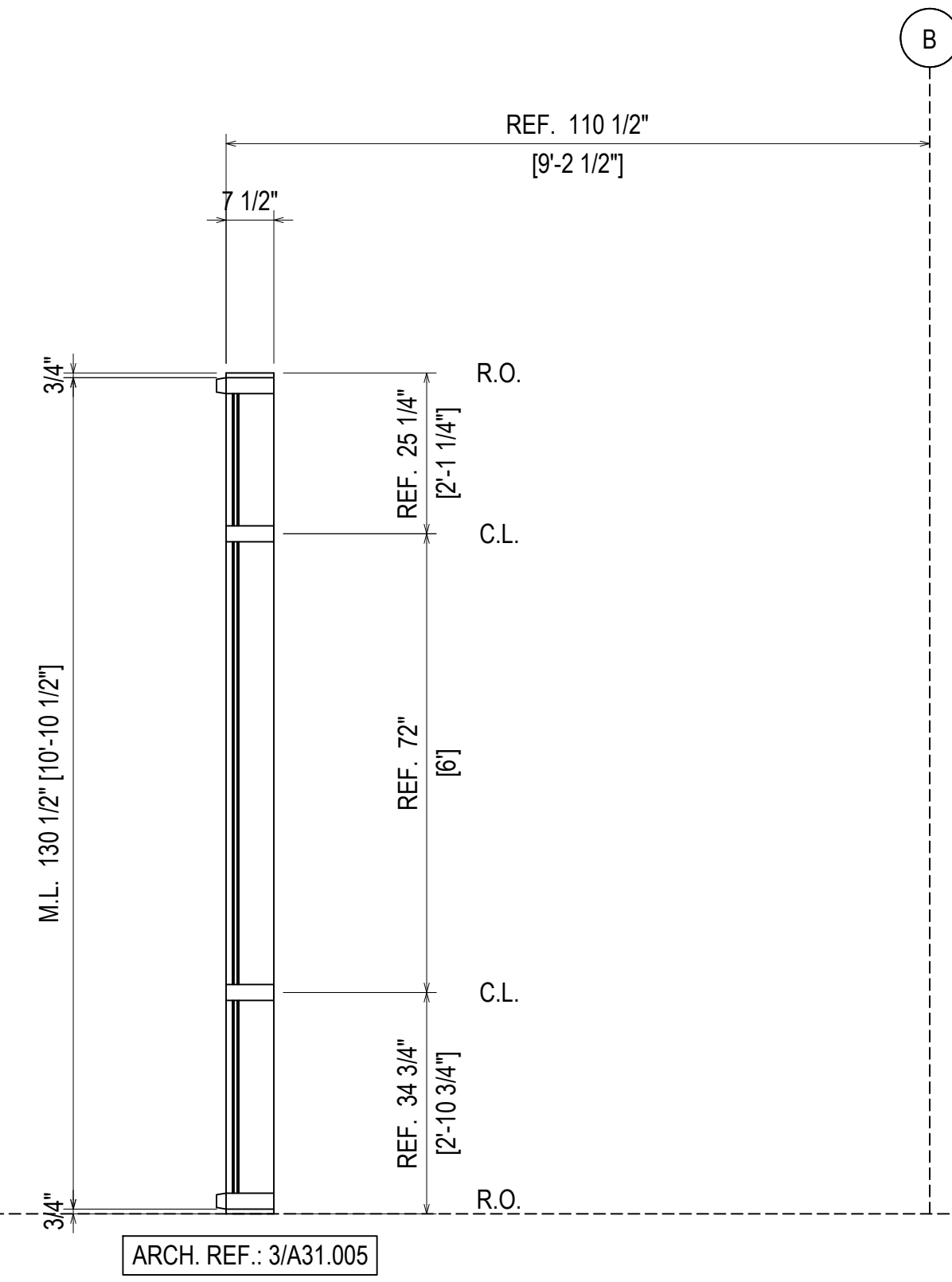
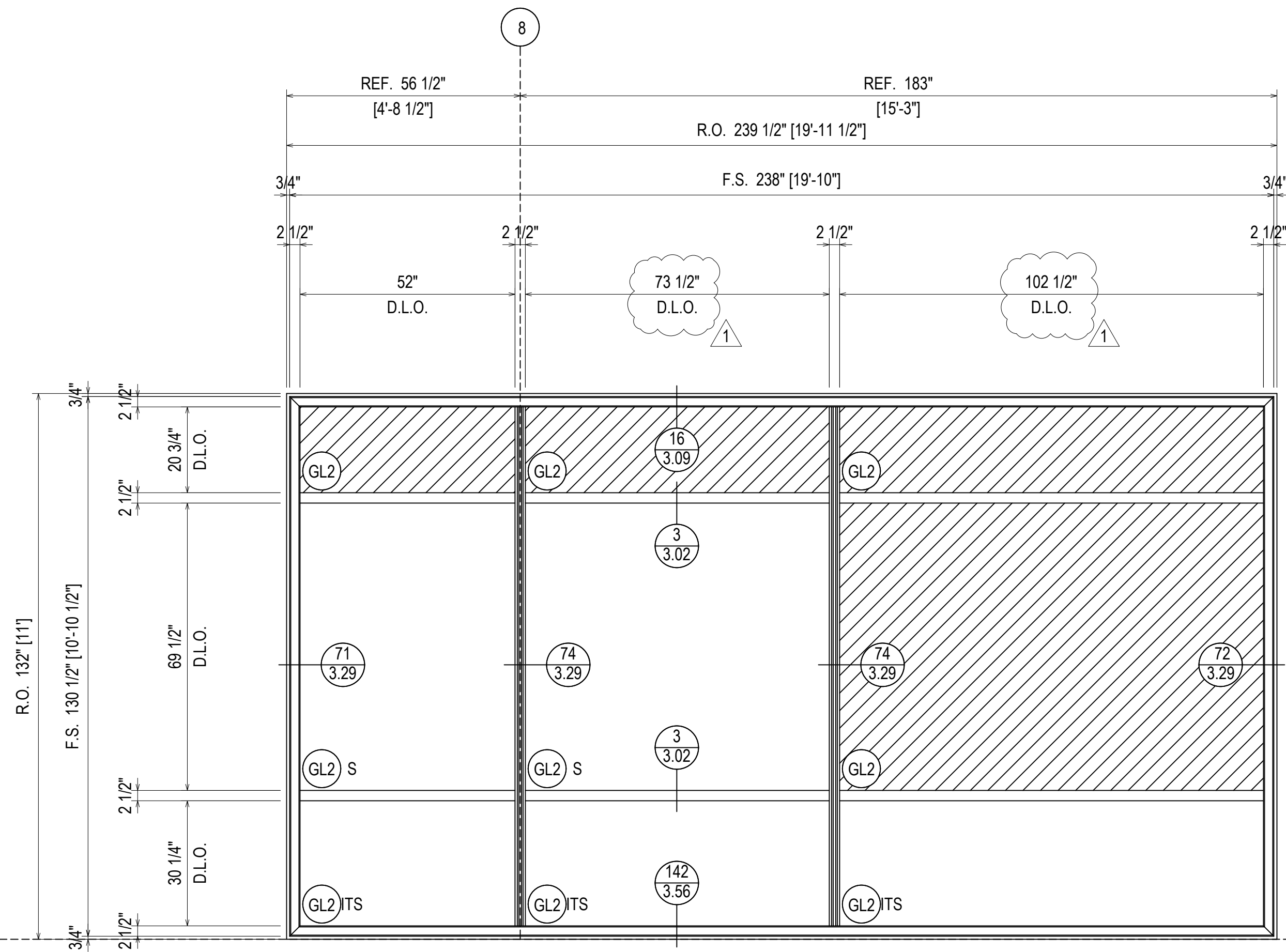
**NGMC GAINESVILLE CLINICAL EXP. (LVL 03 - 09)**  
 743 SPRING ST NE  
 GAINESVILLE, GA 30501



DRAWN BY: RA	DATE: 09.30.22
CHECKED BY: JT	DATE: 09.30.22

**ERECTOR / G.C. NOTE:**  
 PLEASE FIELD VERIFY ALL DIMENSIONS

**2.145**




ELEVATION **89**  
 SCALE: 1/2" = 1'-0"  
 KAWNEER 1600 SYS. 1 & 2 - 2 1/2" X 7 1/2"  
 EXTERIOR CURTAIN WALL  
 1" INSULATED GLASS  
 QUANTITY: 1

ERECTOR / G.C. NOTE:  
 PLEASE FIELD VERIFY ALL DIMENSIONS

REV.	DESCRIPTION	DATE
1	1ST REVISION	02/23/22
NO	DESCRIPTION	
	DRAWING SUBMISSION	

NGMC GAINESVILLE CLINICAL EXP. (LVL 03 - 09)  
 743 SPRING ST NE  
 GAINESVILLE, GA 30501

GRAHAM-HODGE  
 ASSOCIATES INC.

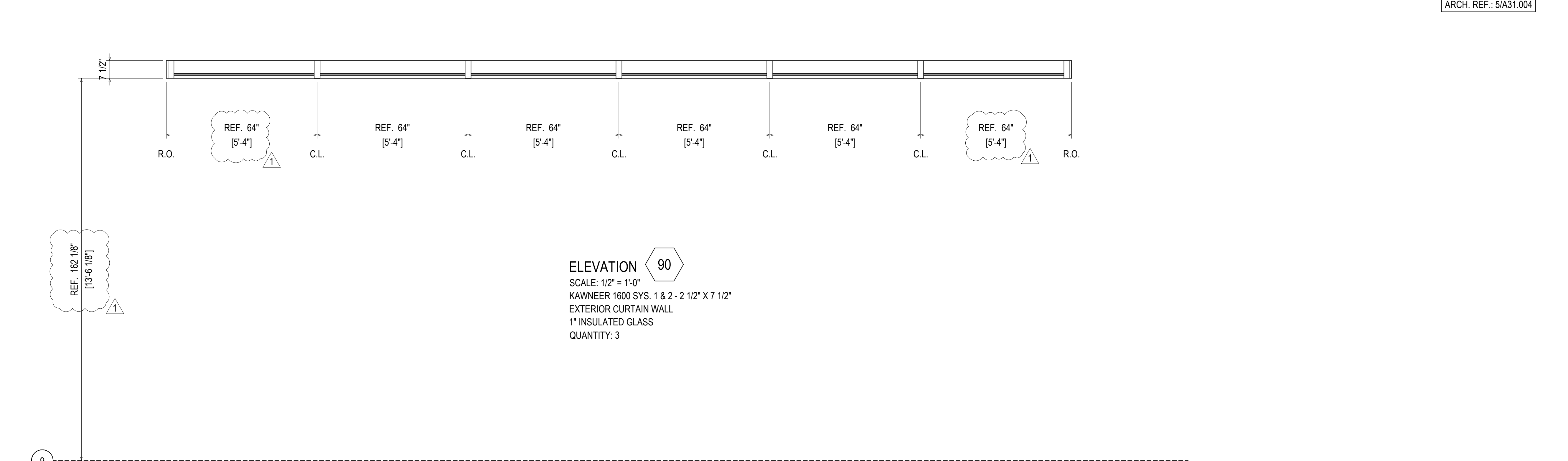
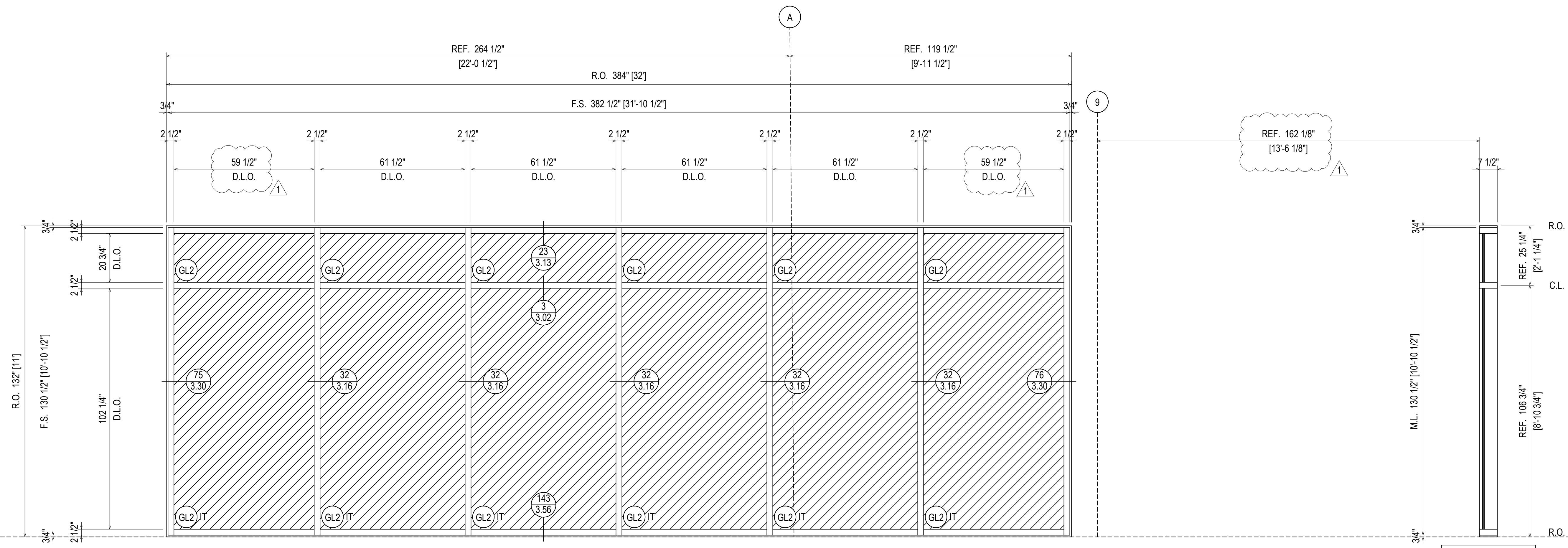


JOB #

DRAWN BY:	DATE:
RA	09.30.22
CHECKED BY:	DATE:
JT	09.30.22

2.146

LEVEL 05 - 07  
66'-4" - 96'-4"



**ELEVATION 90**  
SCALE: 1/2" = 1'-0"  
KAWNEER 1600 SYS. 1 & 2 - 2 1/2" X 7 1/2"  
EXTERIOR CURTAIN WALL  
1" INSULATED GLASS  
QUANTITY: 3

ERECTOR / G.C. NOTE:  
PLEASE FIELD VERIFY ALL DIMENSIONS

REV.	DESCRIPTION	DATE
1	1ST REVISION	02/22
NO	DESCRIPTION	
	DRAWING SUBMISSION	

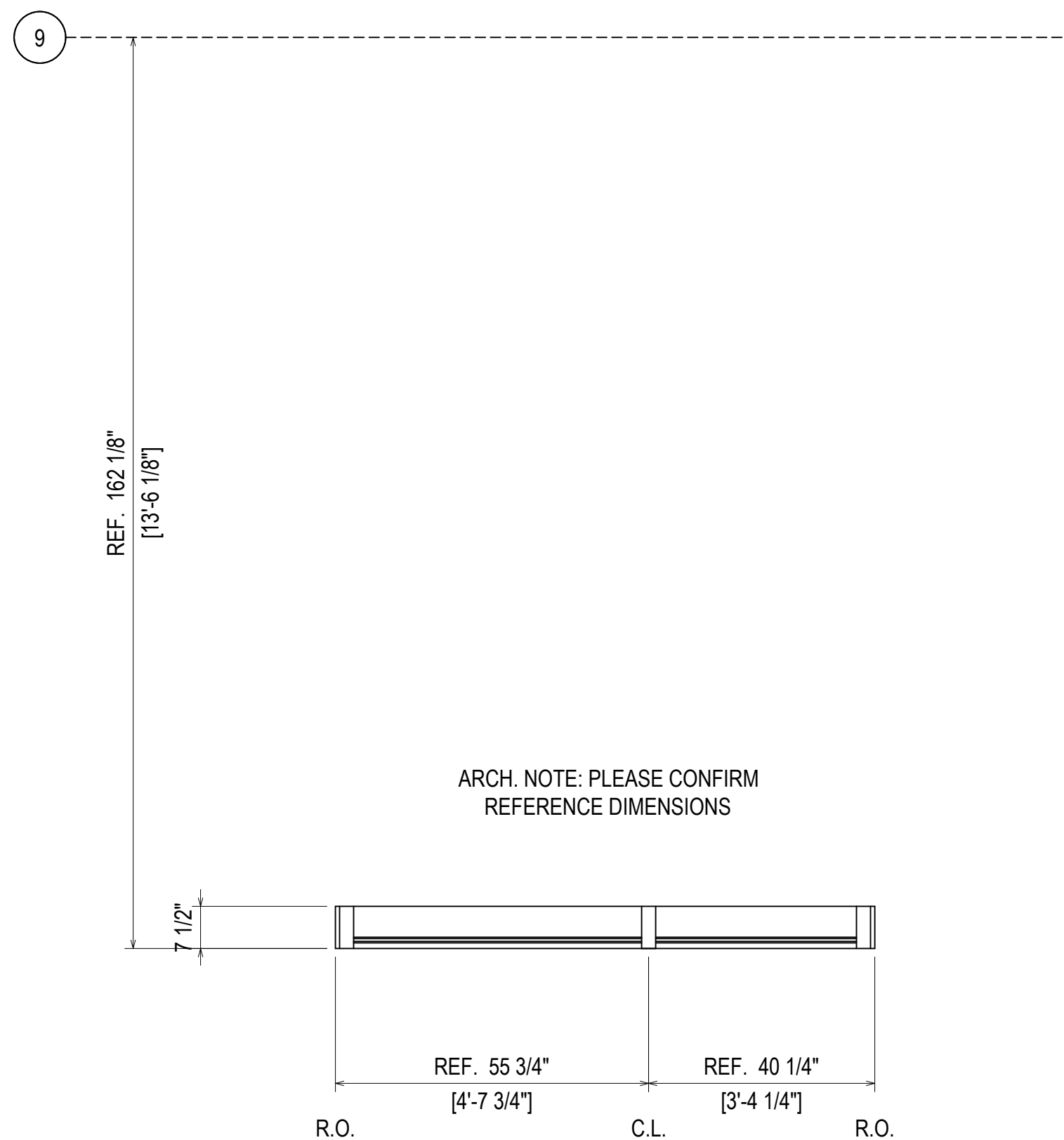
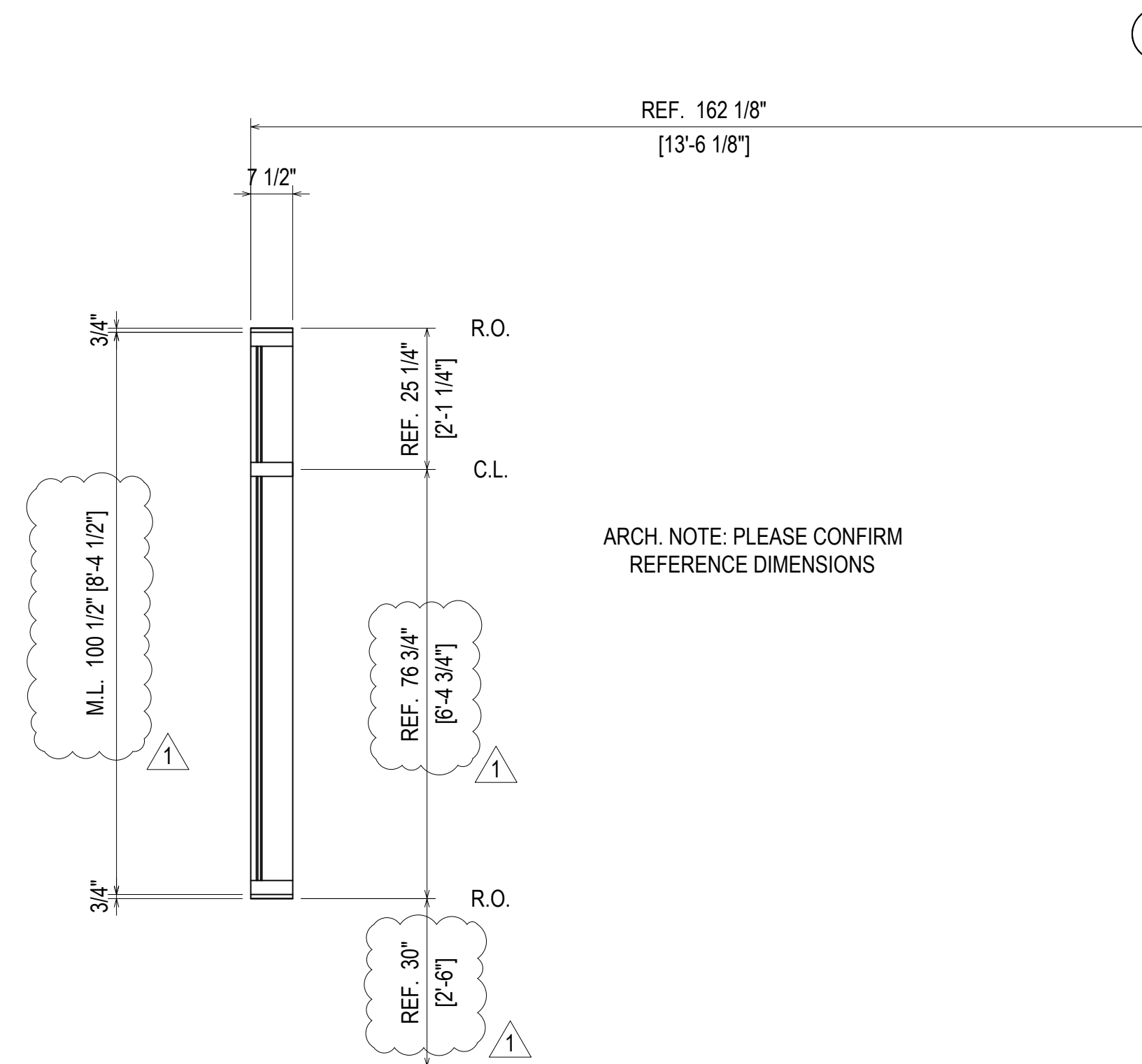
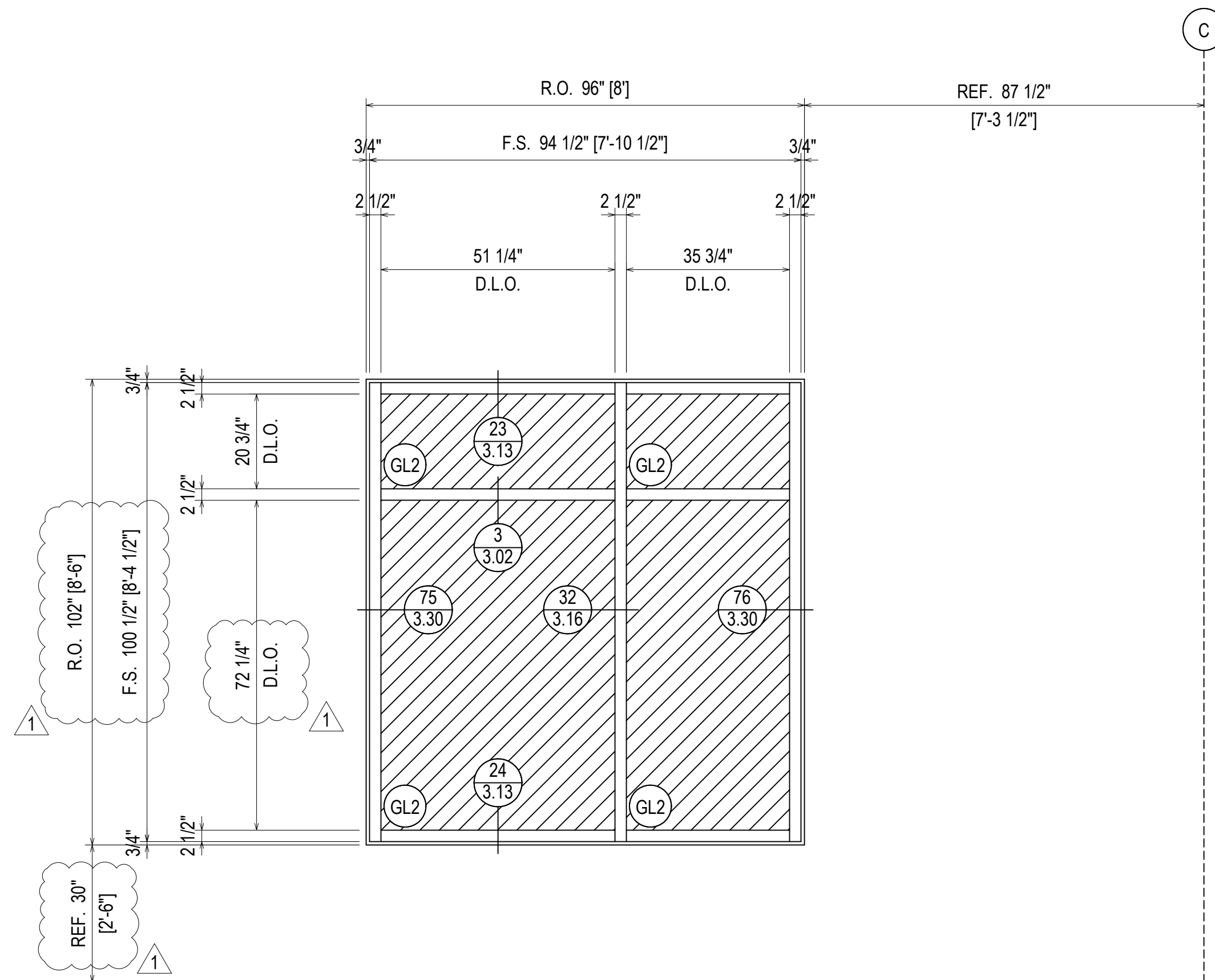
**NGMC GAINESVILLE CLINICAL EXP. (LVL 03 - 09)**  
743 SPRING ST NE  
GAINESVILLE, GA 30501

**GRAHAM-HODGE ASSOCIATES INC.**  
JOB #

DRAWN BY: RA	DATE: 09.30.22
CHECKED BY: JT	DATE: 09.30.22

**2.147**

LEVEL 06  
81'-4"



ELEVATION 91  
SCALE: 1/2" = 1'-0"  
KAWNEER 1600 SYS. 1 & 2 - 2 1/2" X 7 1/2"  
EXTERIOR CURTAIN WALL  
1" INSULATED GLASS  
QUANTITY: 1


ARCH. NOTE: PLEASE CONFIRM  
REFERENCE DIMENSIONS

ARCH. NOTE: PLEASE CONFIRM  
REFERENCE DIMENSIONS

ARCH. REF.: N/A

NGMC GAINESVILLE CLINICAL EXP. (LVL 03 - 09)  
743 SPRING ST NE  
GAINESVILLE, GA 30501

GRAHAM-HODGE  
ASSOCIATES INC.



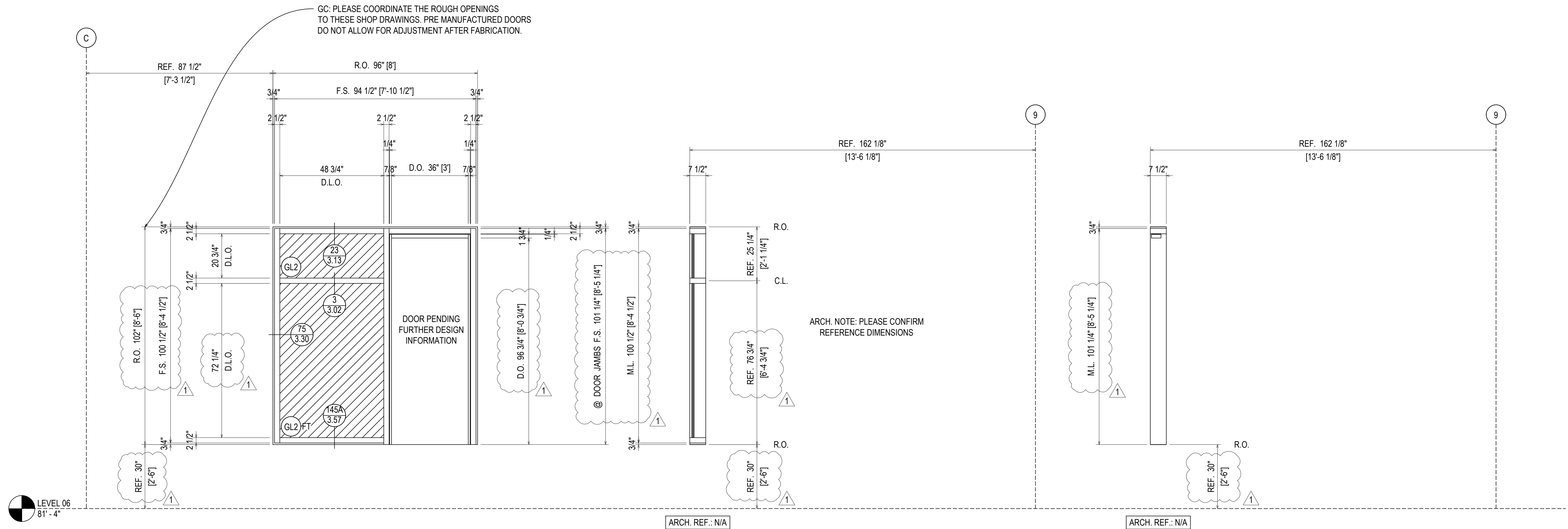
JOB #

DRAWN BY: _RA_	DATE: _09.30.22_
CHECKED BY: _JT_	DATE: _09.30.22_

ERECTOR / G.C. NOTE:  
PLEASE FIELD VERIFY ALL DIMENSIONS

2.148

DESCRIPTION 1ST REVISION	DATE 02.28.22
DESCRIPTION	NO
DRAWING SUBMISSION	



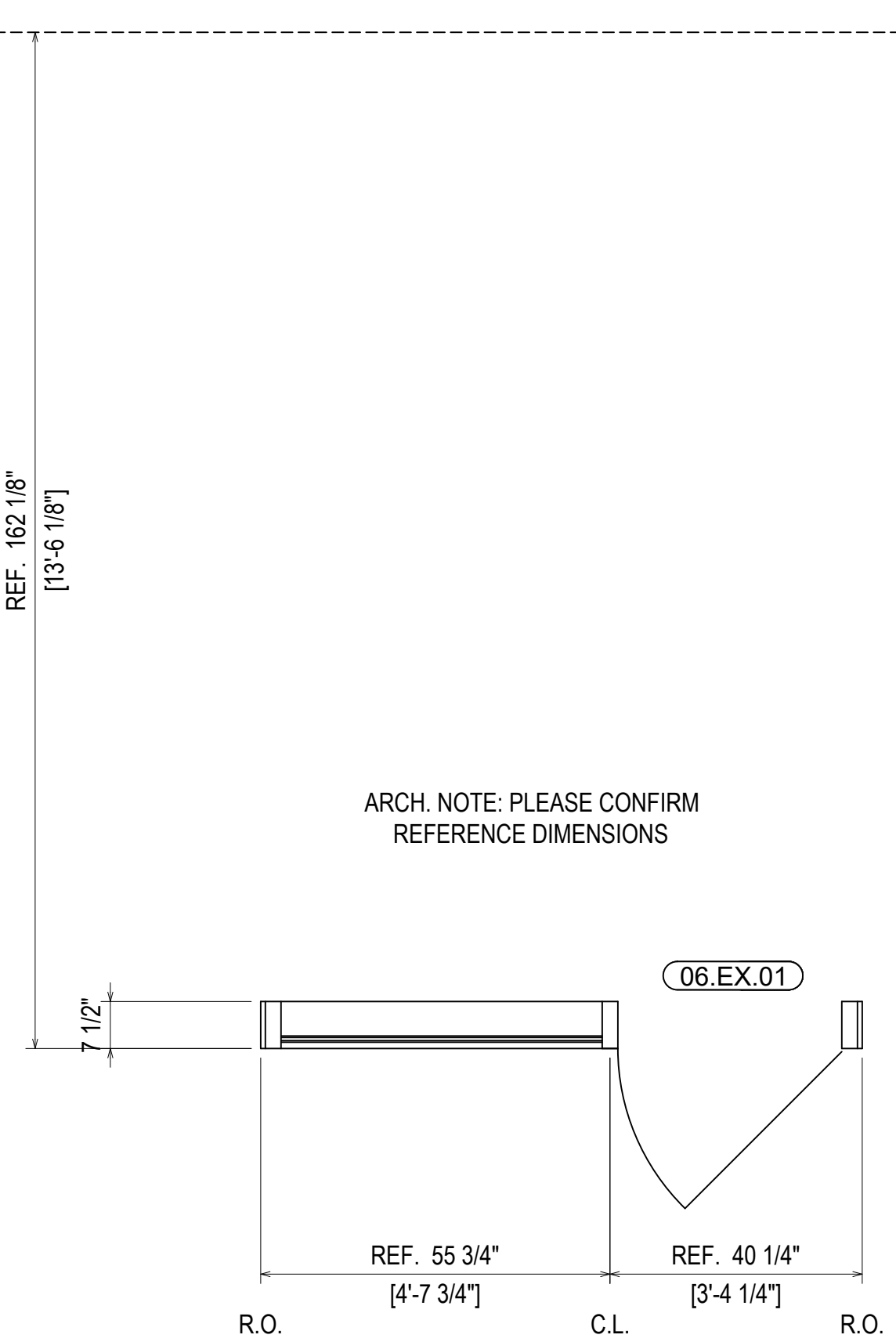
LEVEL 06  
81'-4"

GC: PLEASE COORDINATE THE ROUGH OPENINGS TO THESE SHOP DRAWINGS. PRE MANUFACTURED DOORS DO NOT ALLOW FOR ADJUSTMENT AFTER FABRICATION.

ARCH. NOTE: PLEASE CONFIRM REFERENCE DIMENSIONS

ARCH. NOTE: PLEASE CONFIRM REFERENCE DIMENSIONS


**ELEVATION 92**  
SCALE: 1/2" = 1'-0"  
KAWNEER 1600 SYS. 1 & 2 - 2 1/2" X 7 1/2"  
EXTERIOR CURTAIN WALL  
1" INSULATED GLASS  
QUANTITY: 1



ERECTOR / G.C. NOTE:  
PLEASE FIELD VERIFY ALL DIMENSIONS

REV	DESCRIPTION	DATE
1	1ST REVISION	02.28.22
NO	DESCRIPTION	
	DRAWING SUBMISSION	

**NGMC GAINESVILLE CLINICAL EXP. (LVL 03 - 09)**  
743 SPRING ST NE  
GAINESVILLE, GA 30501

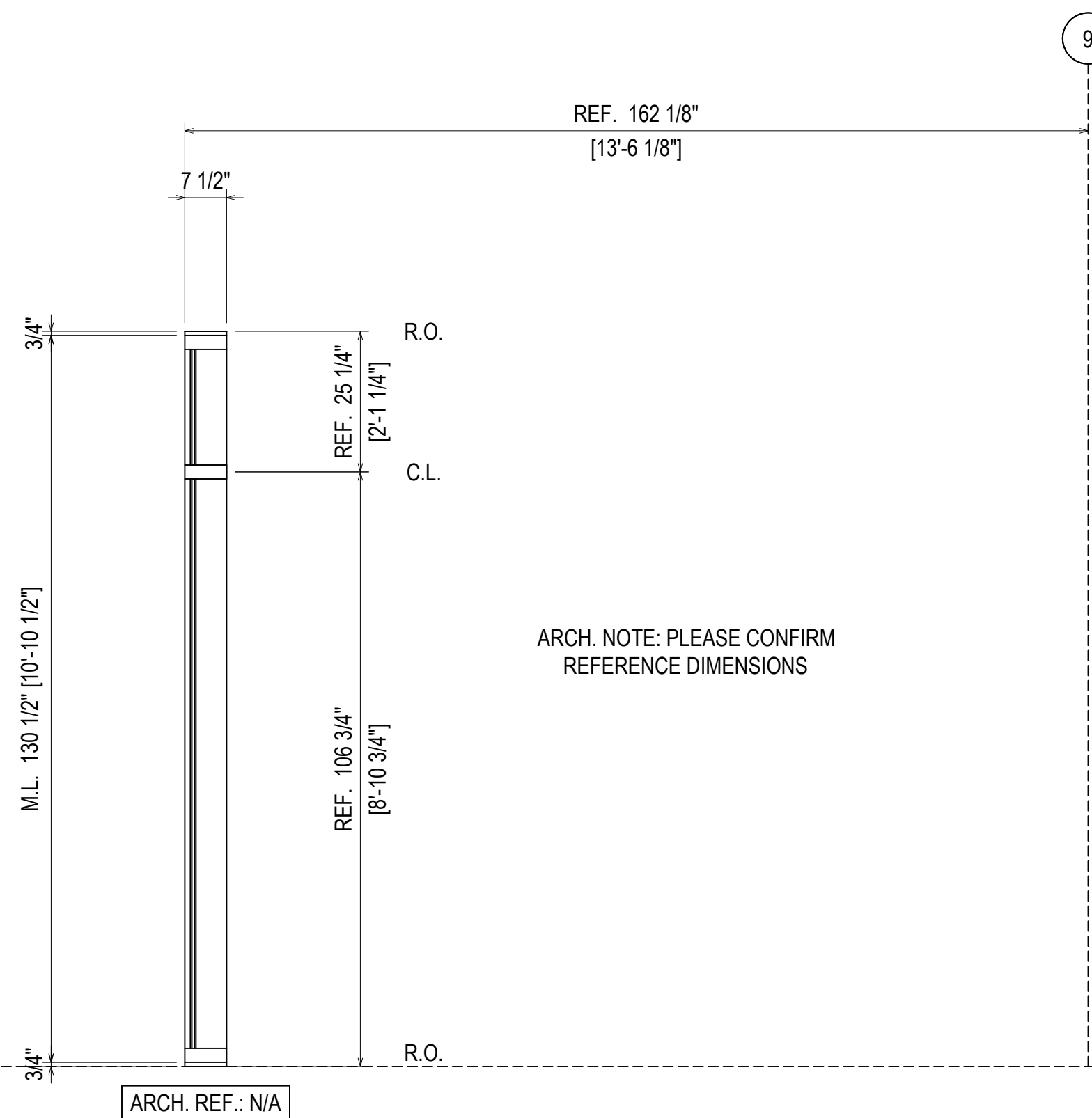
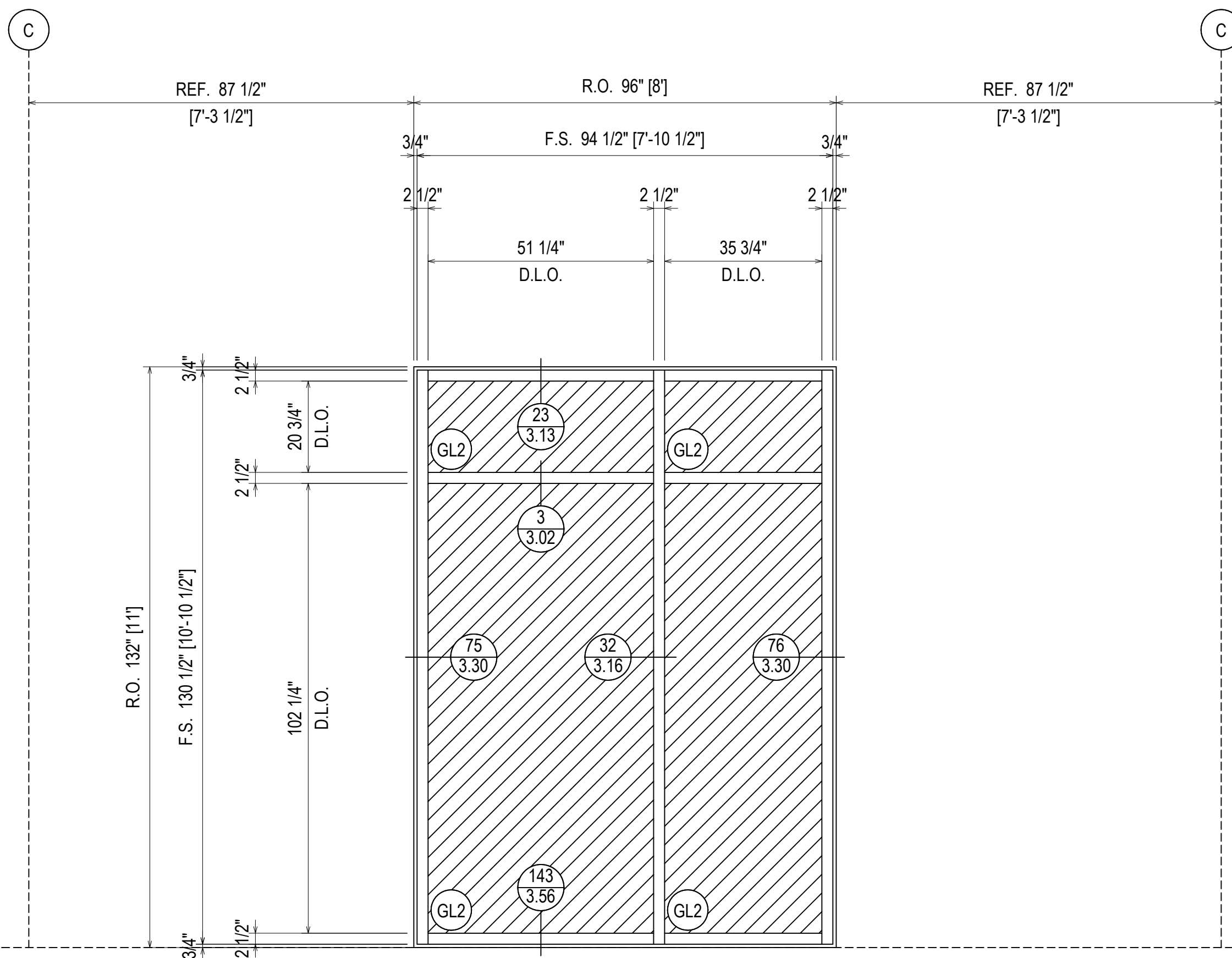


DRAWN BY: _RA_	DATE: _09.30.22_
CHECKED BY: _JT_	DATE: _09.30.22_

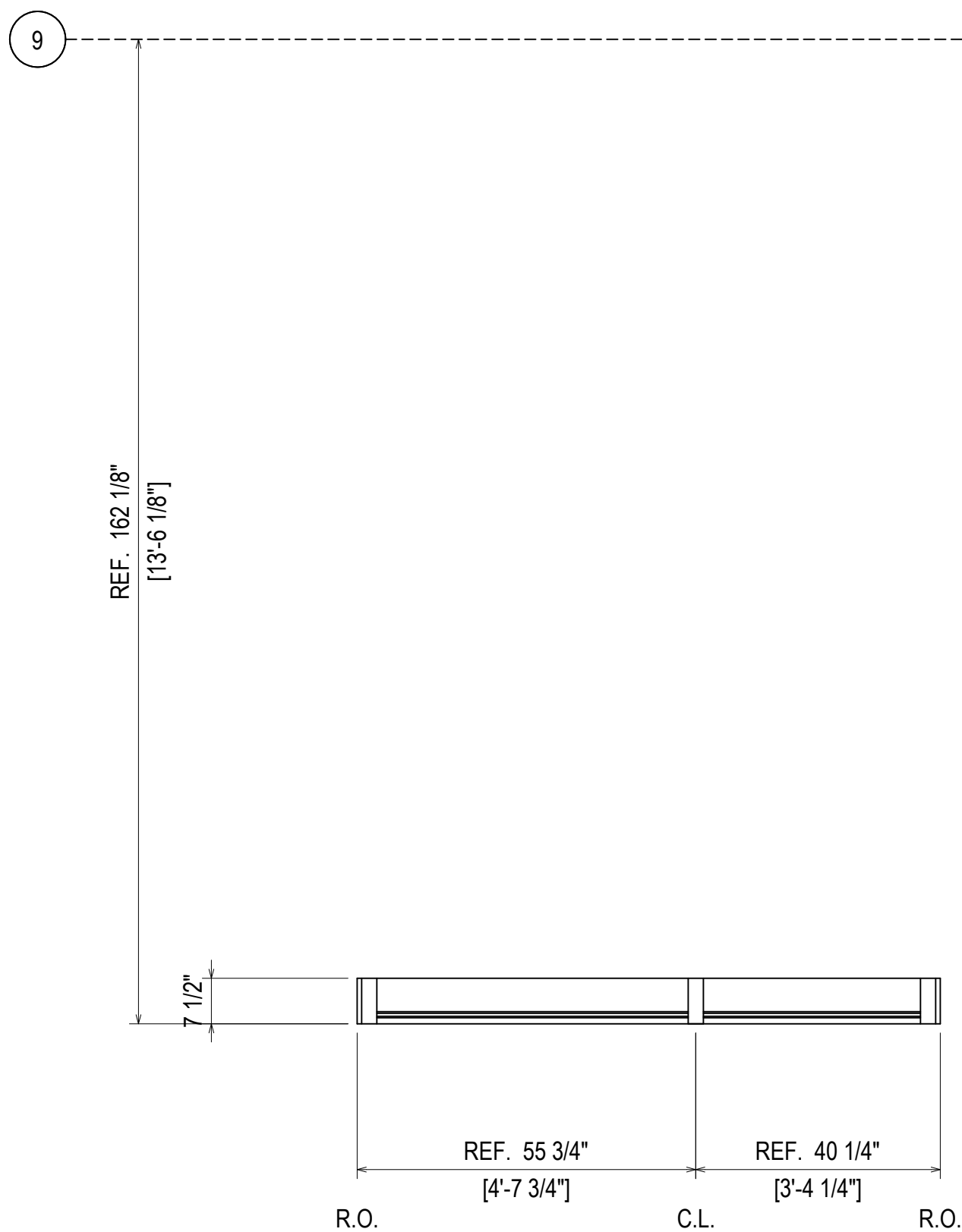
**2.149**



LEVEL 07 & 08  
96'-4" & 111'-4"



ARCH. NOTE: PLEASE CONFIRM  
REFERENCE DIMENSIONS



ELEVATION 93  
SCALE: 1/2" = 1'-0"  
KAWNEER 1600 SYS. 1 & 2 - 2 1/2" X 7 1/2"  
EXTERIOR CURTAIN WALL  
1" INSULATED GLASS  
QUANTITY: 4

REV	DESCRIPTION	DATE
1	1ST REVISION	02.28.22
NO	DESCRIPTION	
	DRAWING SUBMISSION	

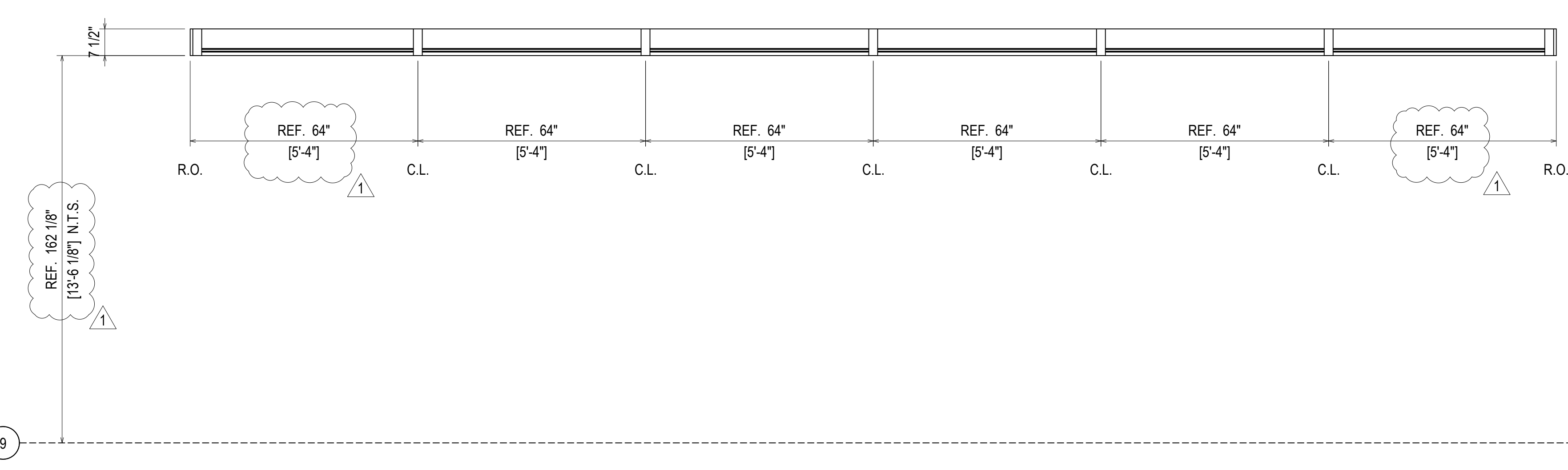
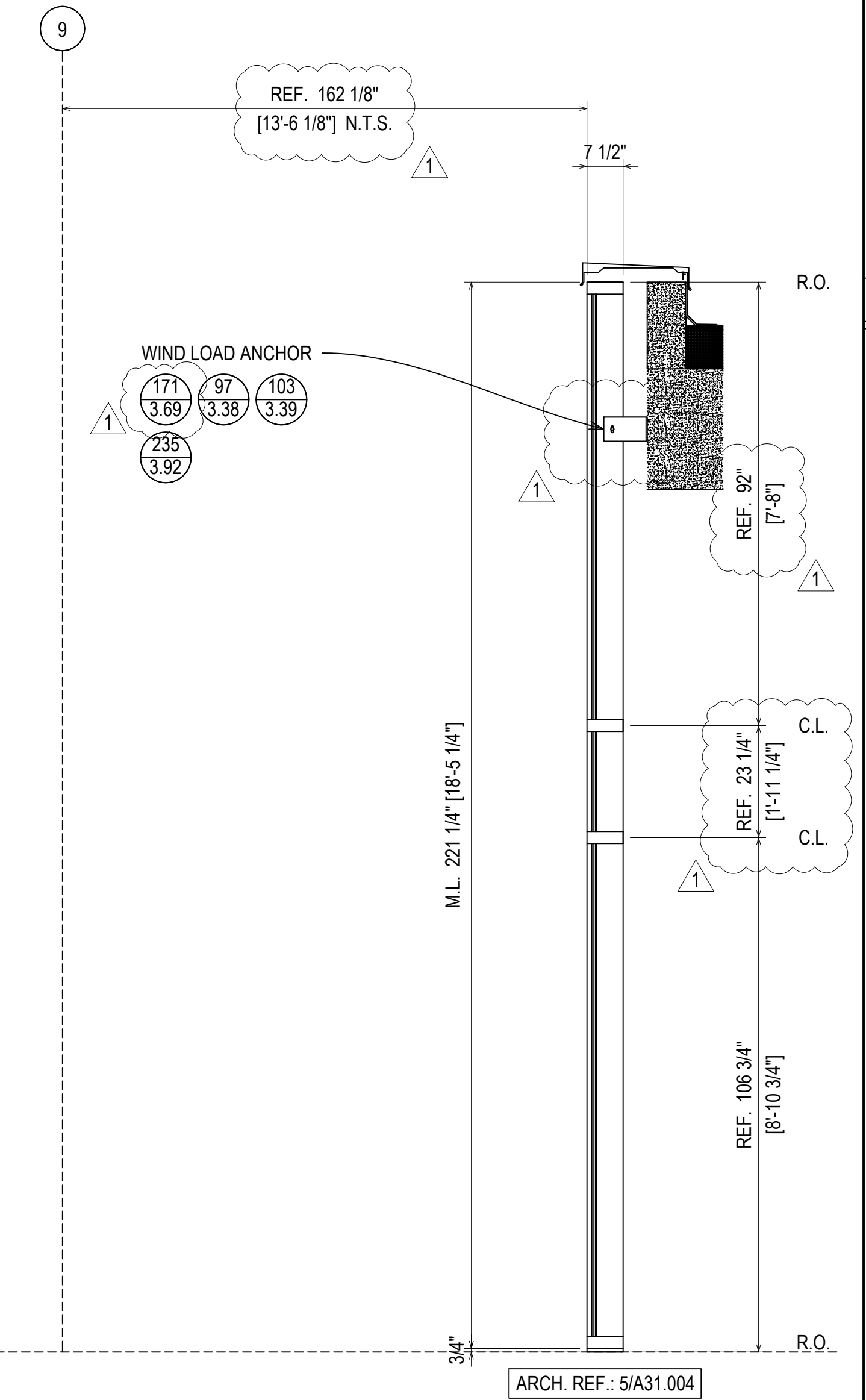
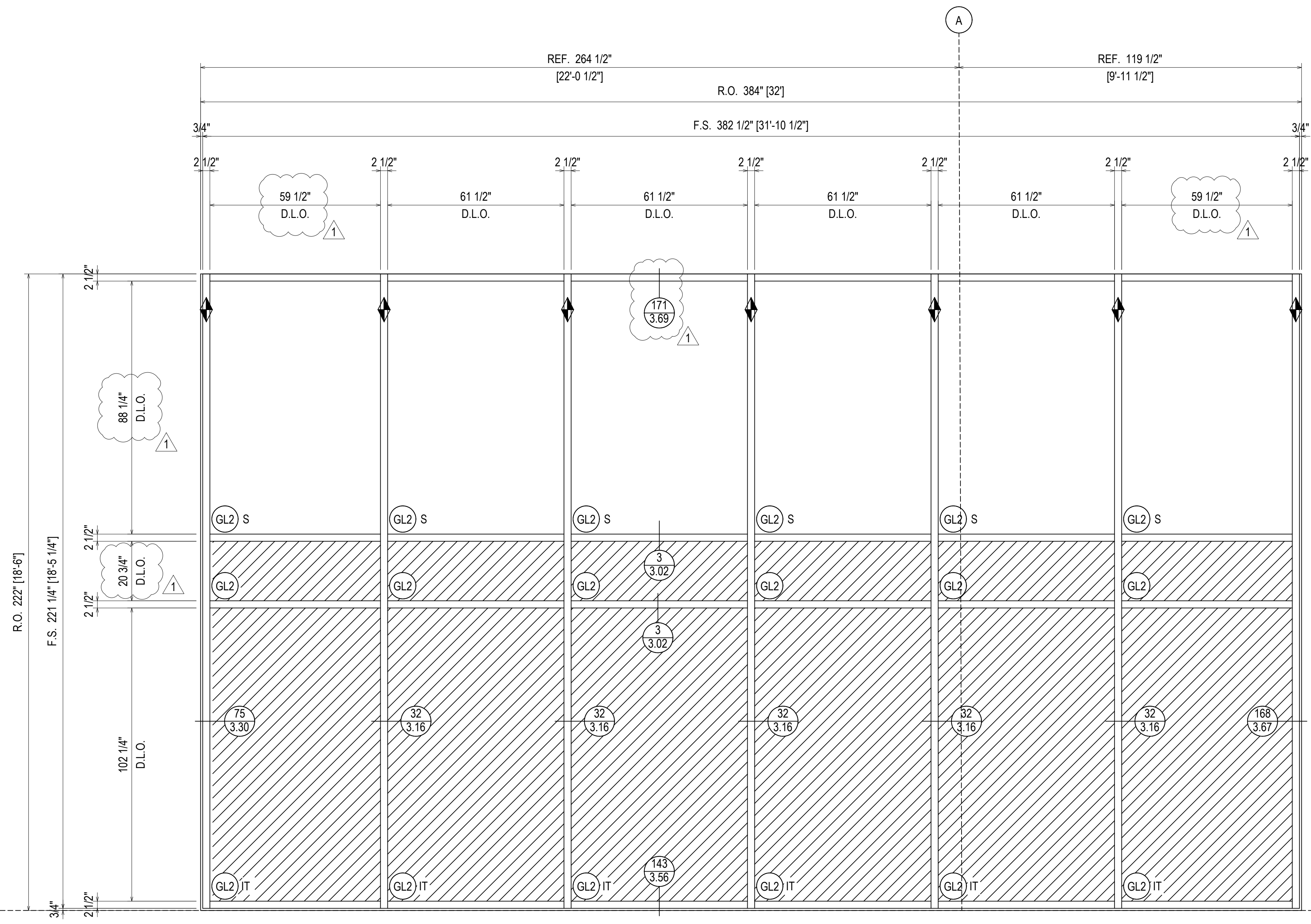
NGMC GAINESVILLE CLINICAL EXP. (LVL 03 - 09)  
743 SPRING ST NE  
GAINESVILLE, GA 30501



DRAWN BY:	DATE:
RA	09.30.22
CHECKED BY:	DATE:
JT	09.30.22

ERECTOR / G.C. NOTE:  
PLEASE FIELD VERIFY ALL DIMENSIONS

2.150



ELEVATION 94  
 SCALE: 1/2" = 1'-0"  
 KAWNEER 1600 SYS. 1 & 2 - 2 1/2" X 7 1/2"  
 EXTERIOR CURTAIN WALL  
 1" INSULATED GLASS  
 QUANTITY: 1



DATE	DESCRIPTION	NO
02/23/22	1ST REVISION	

NGMC GAINESVILLE CLINICAL EXP. (LVL 03 - 09)  
 743 SPRING ST NE  
 GAINESVILLE, GA 30501

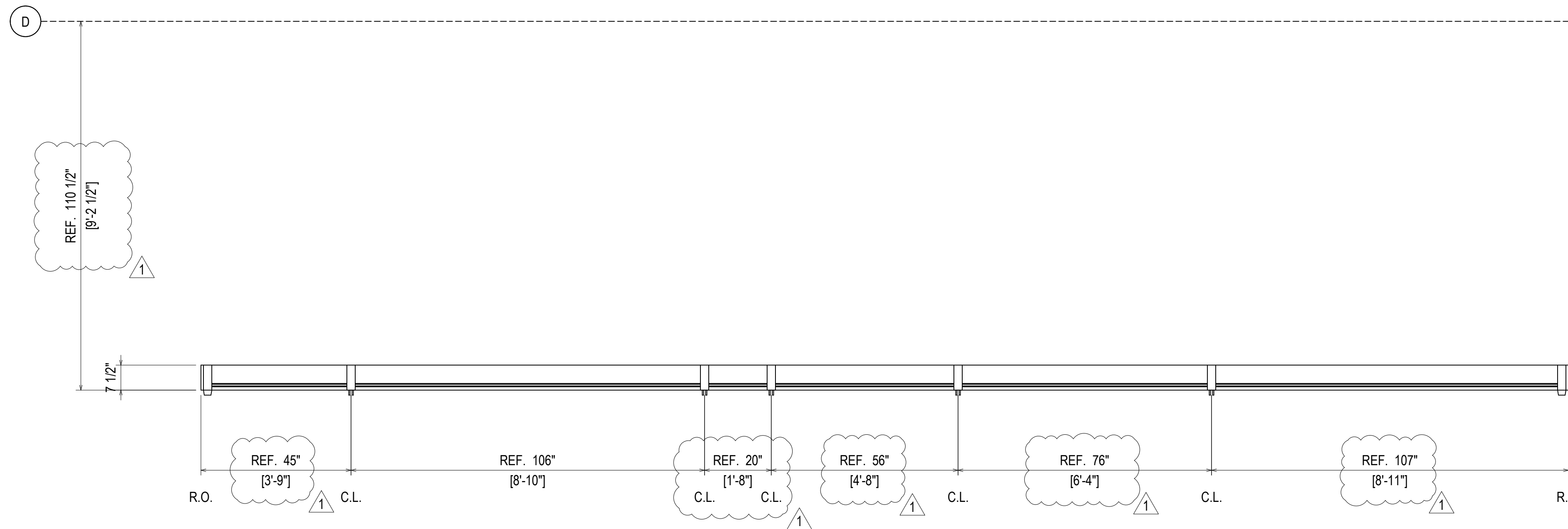
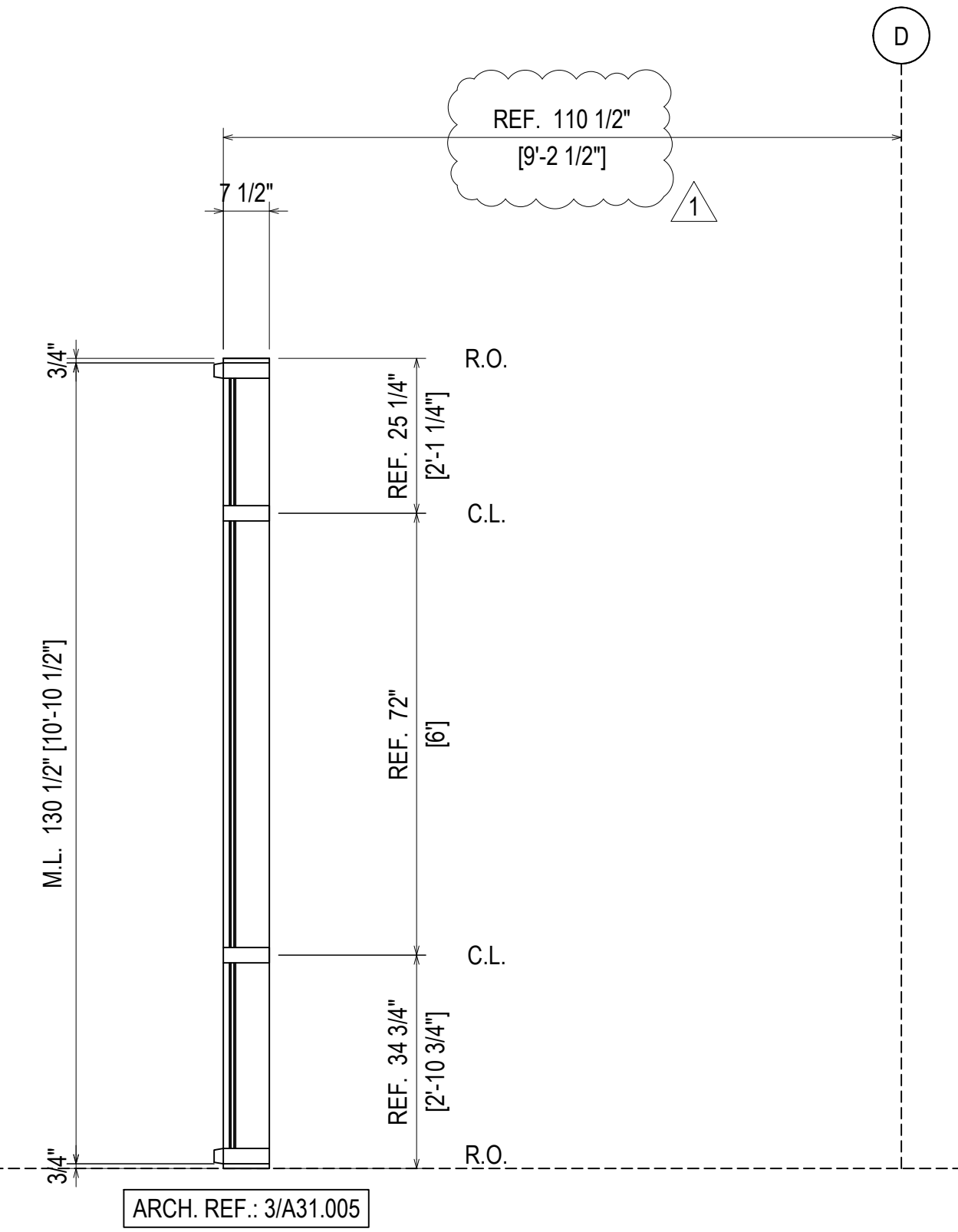
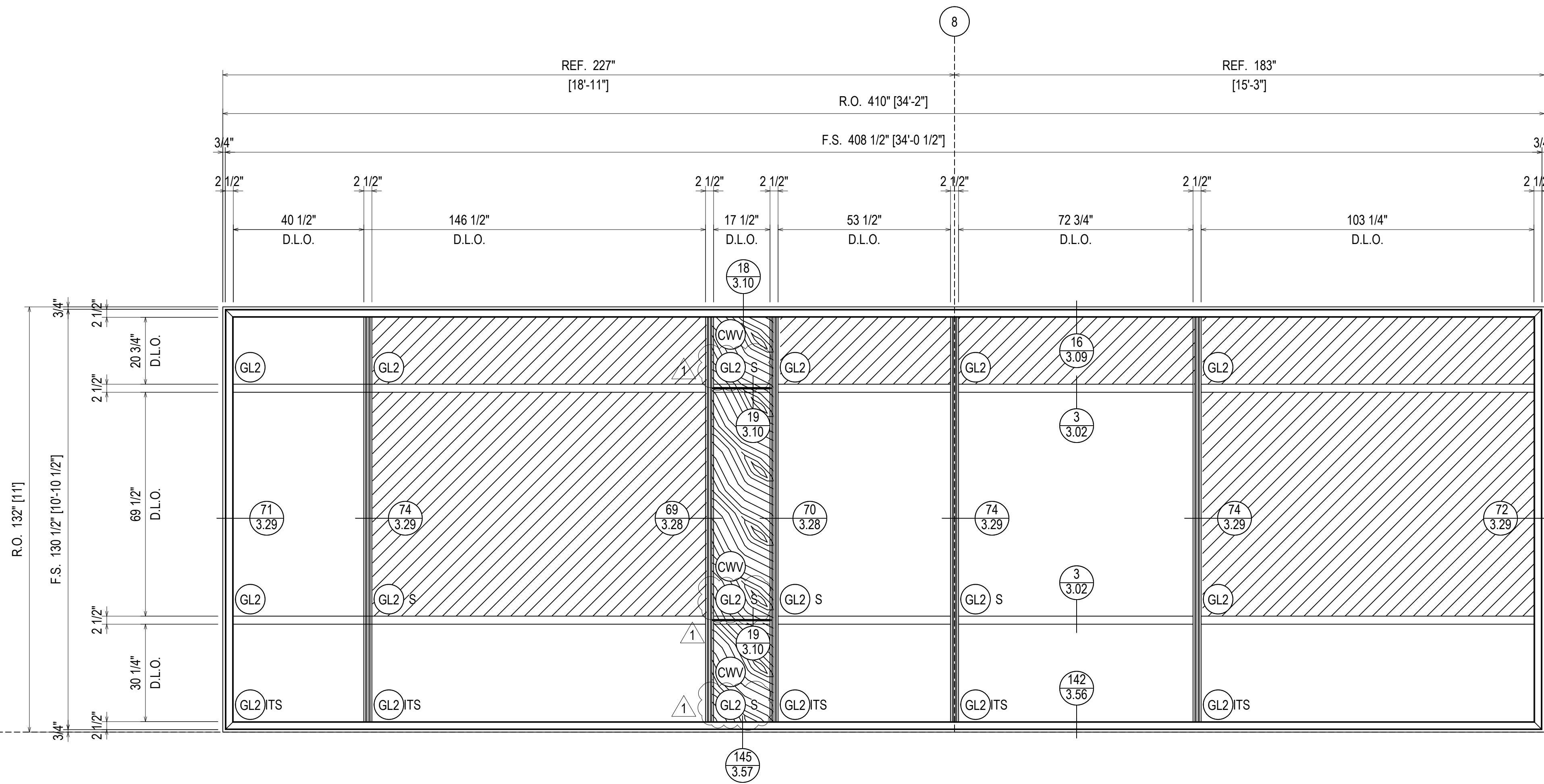
**GRAHAM-HODGE**  
 ASSOCIATES INC.

JOB #

DRAWN BY:	DATE:
RA	09.30.22
CHECKED BY:	DATE:
JT	09.30.22

ERECTOR / G.C. NOTE:  
 PLEASE FIELD VERIFY ALL DIMENSIONS


2.151



**ELEVATION 95**  
 SCALE: 1/2" = 1'-0"  
 KAWNEER 1600 SYS. 1 & 2 - 2 1/2" X 7 1/2"  
 EXTERIOR CURTAIN WALL  
 1" INSULATED GLASS  
 QUANTITY: 5

REV	DESCRIPTION	DATE
1	1ST REVISION	02/23/22
NO	DESCRIPTION	
	DRAWING SUBMISSION	

**NGMC GAINESVILLE CLINICAL EXP. (LVL 03 - 09)**  
 743 SPRING ST NE  
 GAINESVILLE, GA 30501



DRAWN BY: _RA_	DATE: _09.30.22_
CHECKED BY: _JT_	DATE: _09.30.22_


**ERECTOR / G.C. NOTE:**  
 PLEASE FIELD VERIFY ALL DIMENSIONS

**2.152**









**ARCH / G.C. NOTE:**

FLOOR PLANS ARE PROVIDED FOR OPENING TYPE LOCATION ONLY. REFER TO SPECIFIC MARK ELEVATIONS FOR SIZE REFERENCE DIMENSIONING, MULLION SPACING, ETC.

**BUILDING ELEVATION - NW VIEW**

NTS

ARCH. REF.: A00.04

**NGMC GAINESVILLE CLINICAL EXP. (LVL 03 - 09)**  
743 SPRING ST NE  
GAINESVILLE, GA 30501



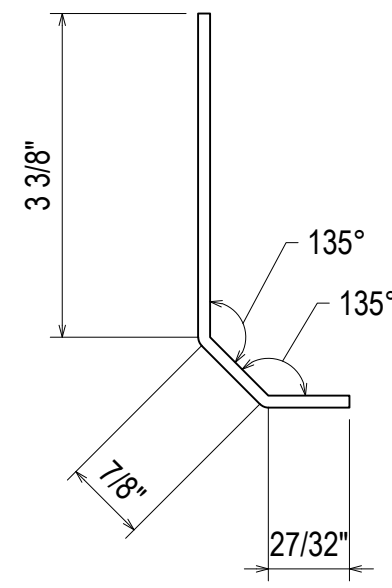
JOB # 21-012

DRAWN BY: _RA	DATE: _10.12.22
CHECKED BY: _JT	DATE: _10.12.22

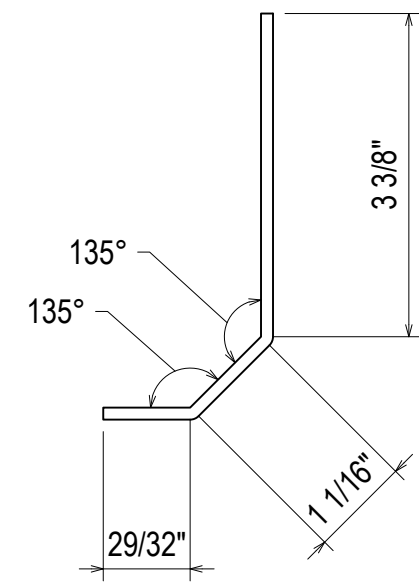
**1.16**

DATE 10.28.22	DESCRIPTION 1ST REVISION
REV. $\Delta$	
	DRAWING SUBMISSION





BM10  
3.52  
REF: N/A

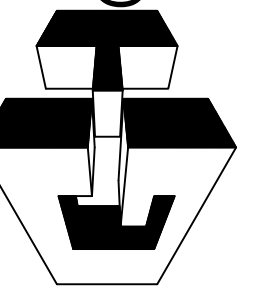


BM11  
3.52  
REF: N/A

REV.	DESCRIPTION	DATE
A	1ST REVISION	12/21/22
NO	DESCRIPTION	
	DRAWING SUBMISSION	

NGMC GAINESVILLE CLINICAL EXP. (LVL 03 - 09)  
743 SPRING ST NE  
GAINESVILLE, GA 30501

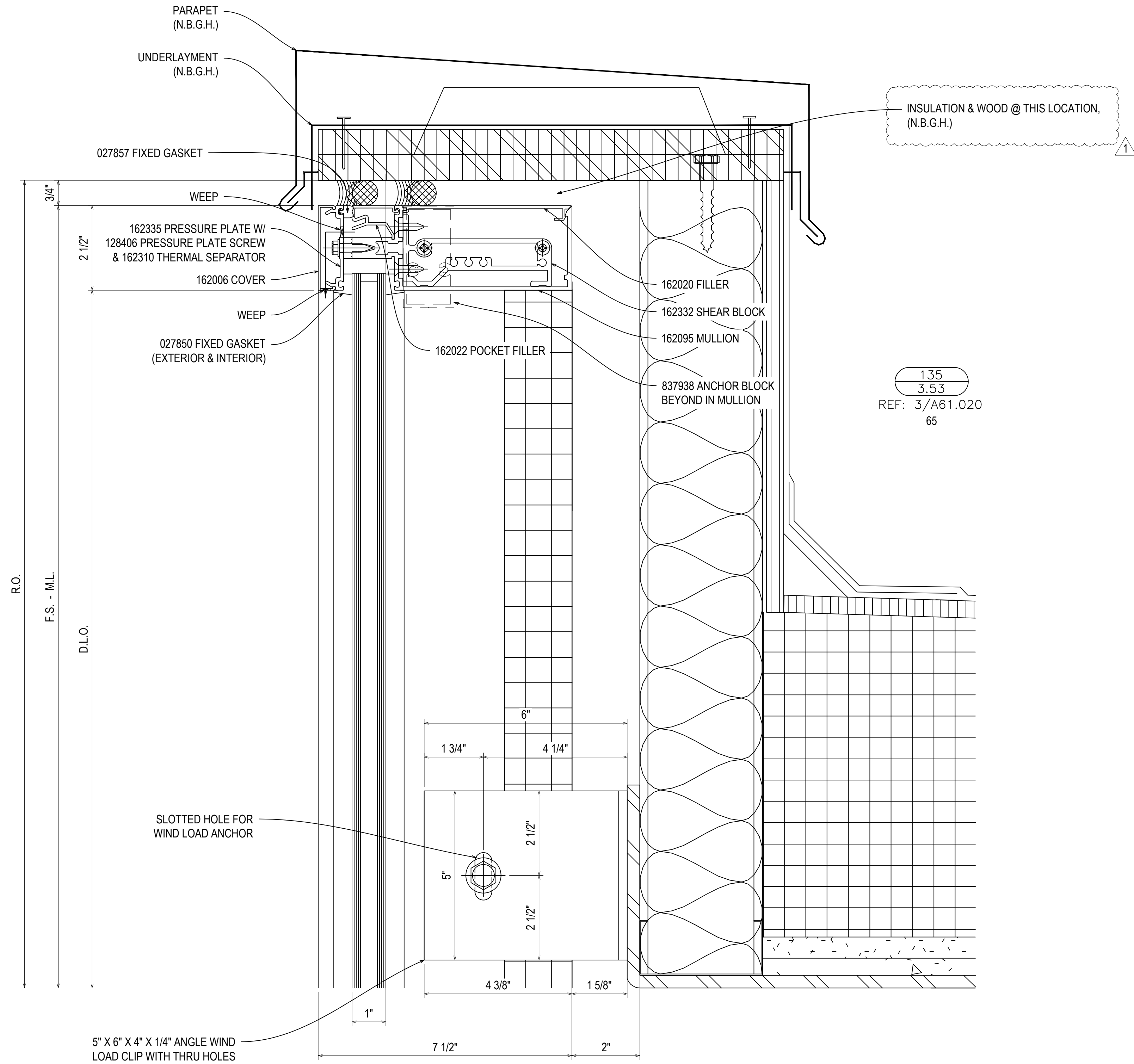
**GRAHAM-HODGE**  
ASSOCIATES INC.



JOB #

DRAWN BY: _RA	DATE: _09.30.22
CHECKED BY: _JT	DATE: _09.30.22

**3.52**



INSULATION & WOOD @ THIS LOCATION, (N.B.G.H.)

135  
3.53  
REF: 3/A61.020  
65

R.O.  
F.S. - M.L.  
D.L.O.

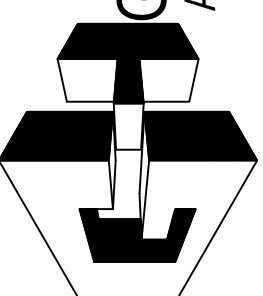
SLOTTED HOLE FOR WIND LOAD ANCHOR

5" X 6" X 4" X 1/4" ANGLE WIND LOAD CLIP WITH THRU HOLES

REV.	DESCRIPTION	DATE
A	1ST REVISION	12/21/22
NO	DESCRIPTION	
	DRAWING SUBMISSION	

NGMC GAINESVILLE CLINICAL EXP. (LVL 03 - 09)  
743 SPRING ST NE  
GAINESVILLE, GA 30501

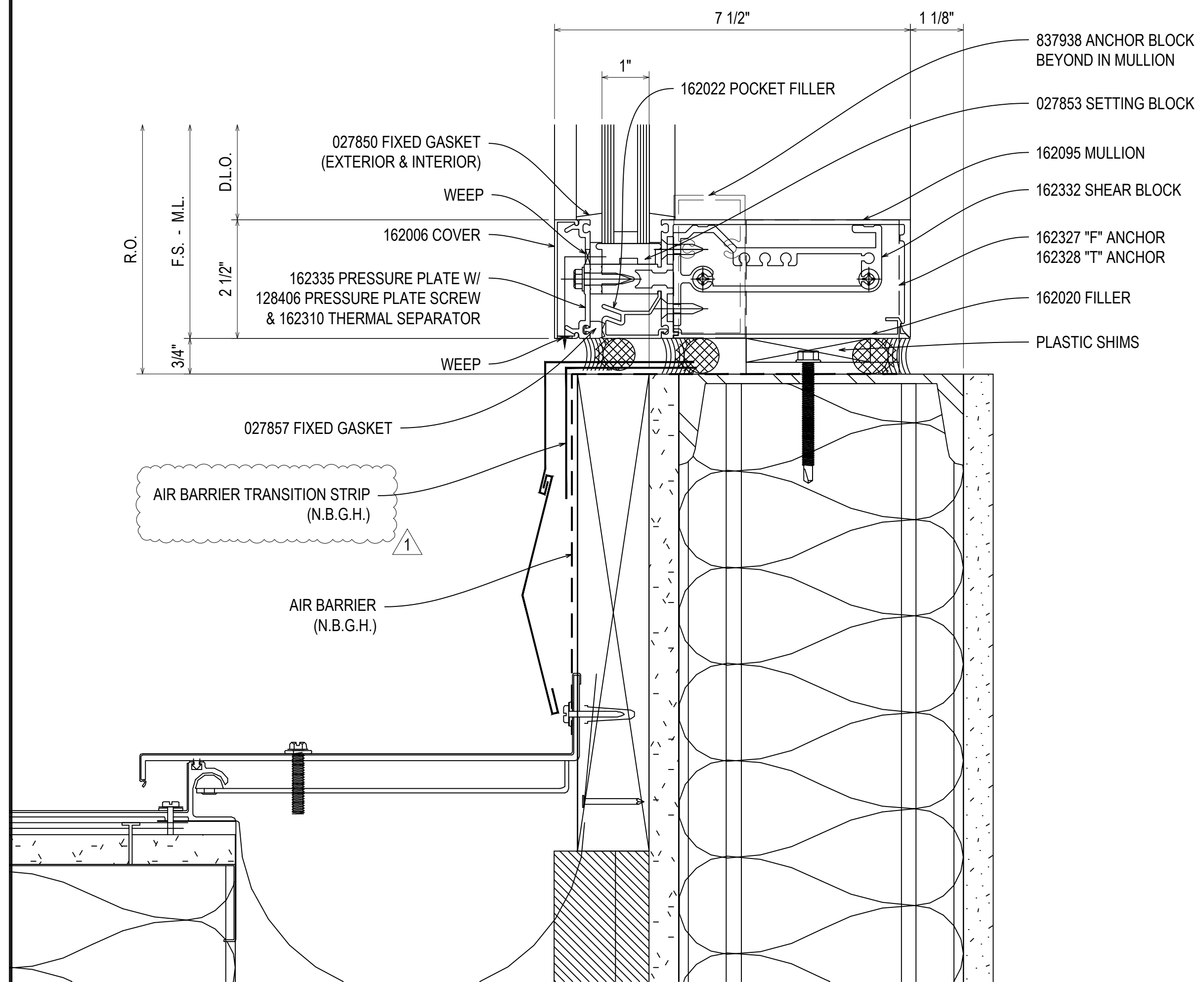
**GRAHAM-HODGE**  
ASSOCIATES INC.



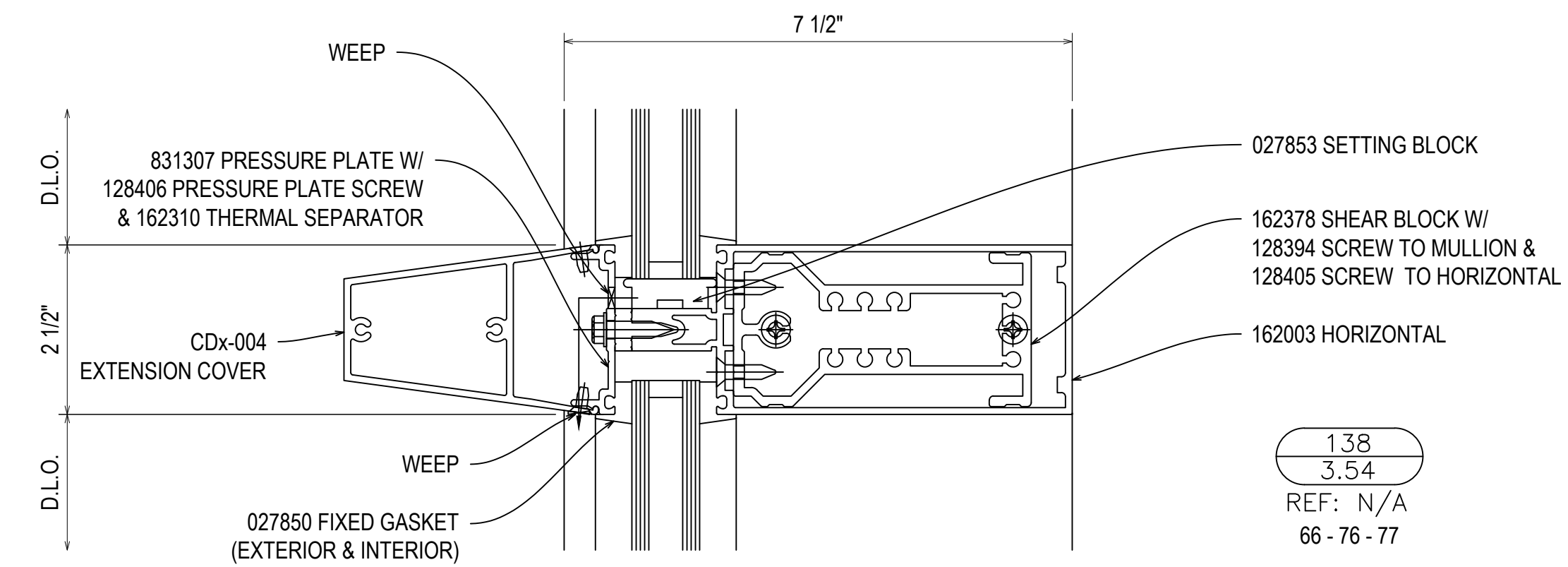
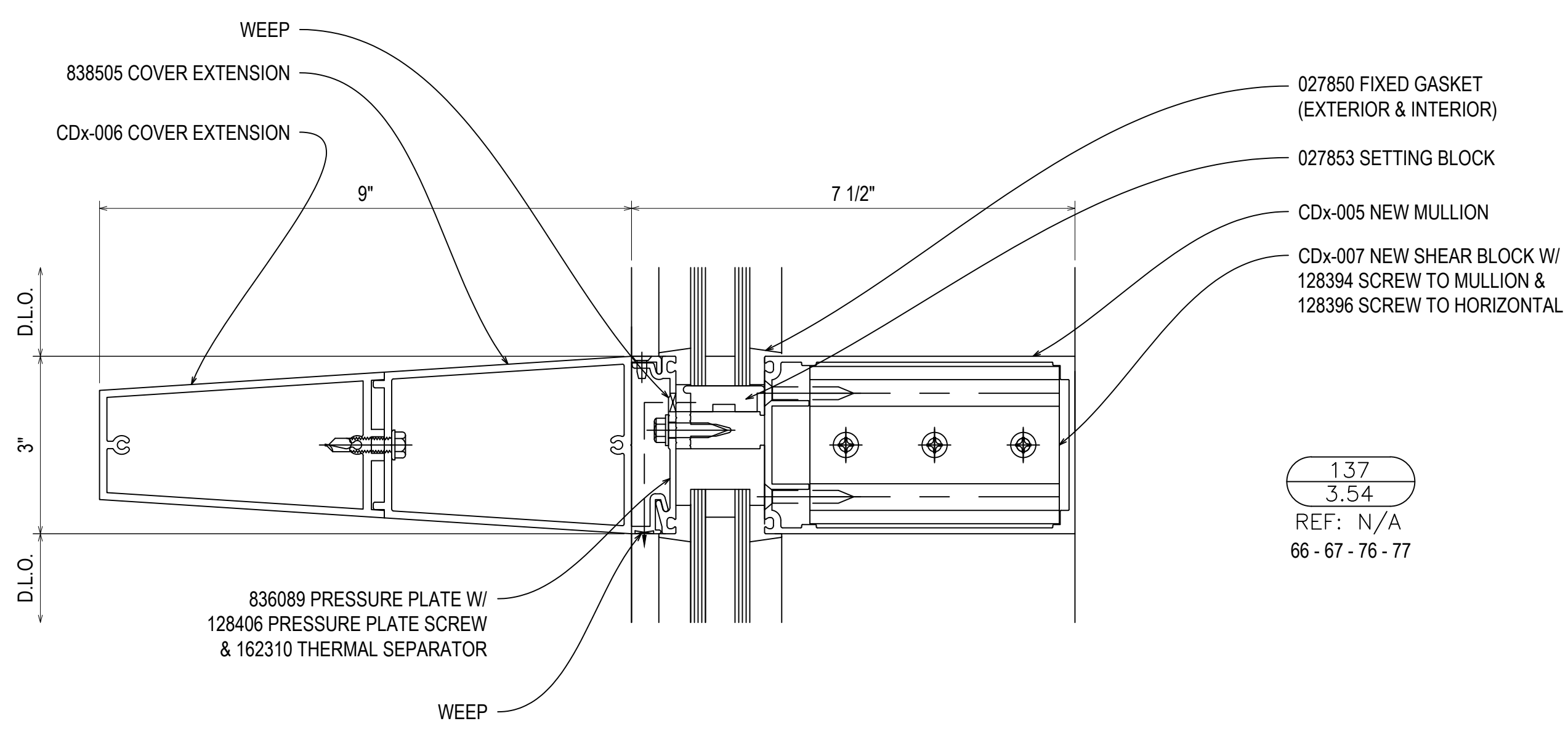
JOB #

DRAWN BY:	DATE:
RA	09.30.22
CHECKED BY:	DATE:
JT	09.30.22

**3.53**



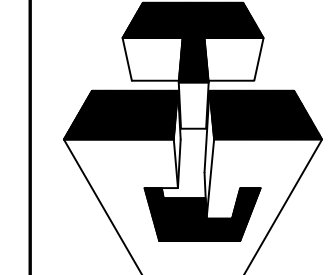
136  
 3.54  
 REF: 1/A61.020  
 65



REV.	DESCRIPTION	DATE
A	1ST REVISION	12/20/22
NO	DESCRIPTION	
	DRAWING SUBMISSION	

NGMC GAINESVILLE CLINICAL EXP. (LVL 03 - 09)  
 743 SPRING ST NE  
 GAINESVILLE, GA 30501

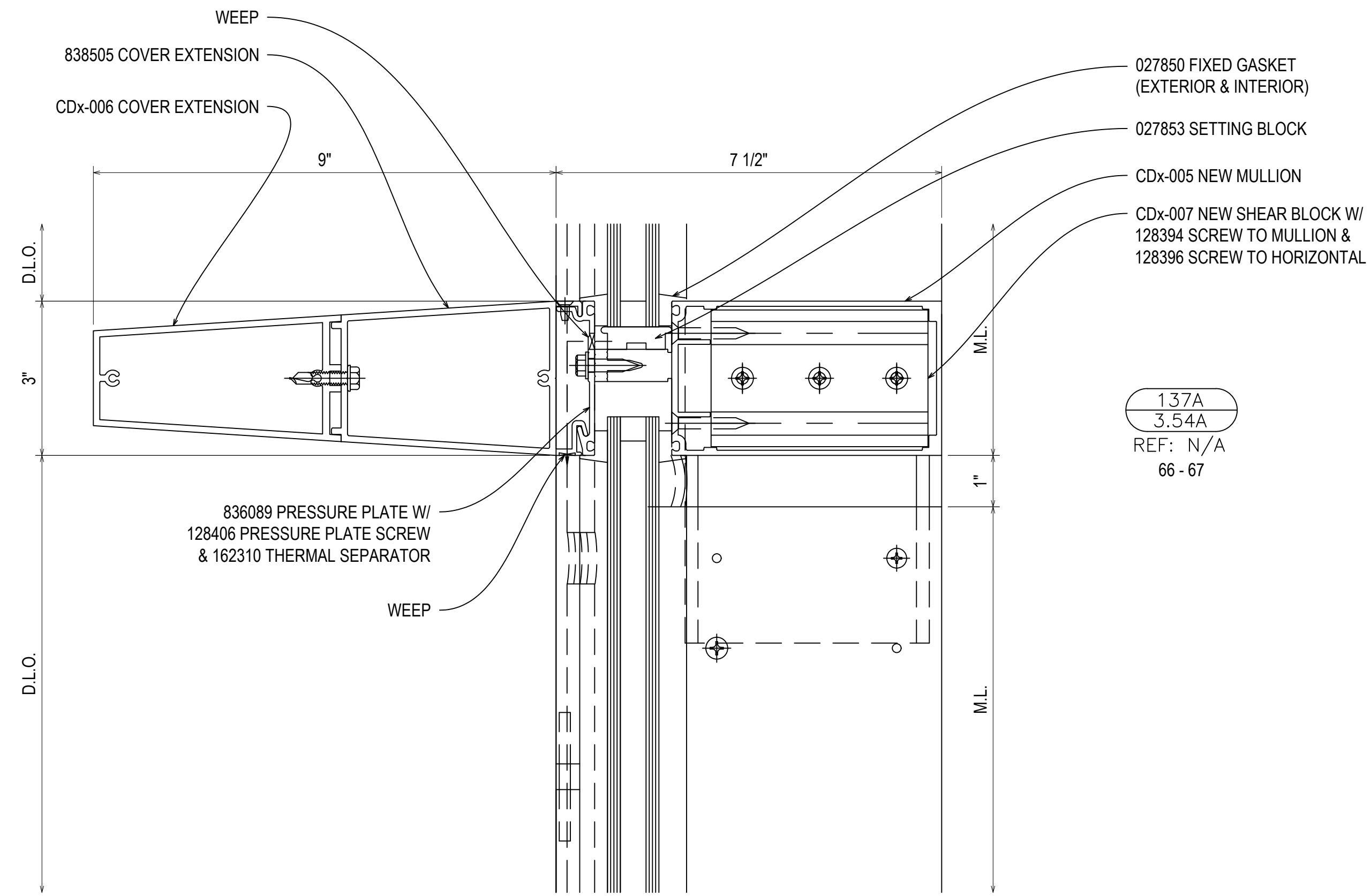
GRAHAM-HODGE  
 ASSOCIATES INC.



JOB #

DRAWN BY:	DATE:
RA	09.30.22
CHECKED BY:	DATE:
JT	09.30.22

3.54



**NGMC GAINESVILLE CLINICAL EXP. (LVL 03 - 09)**  
 743 SPRING ST NE  
 GAINESVILLE, GA 30501



JOB #

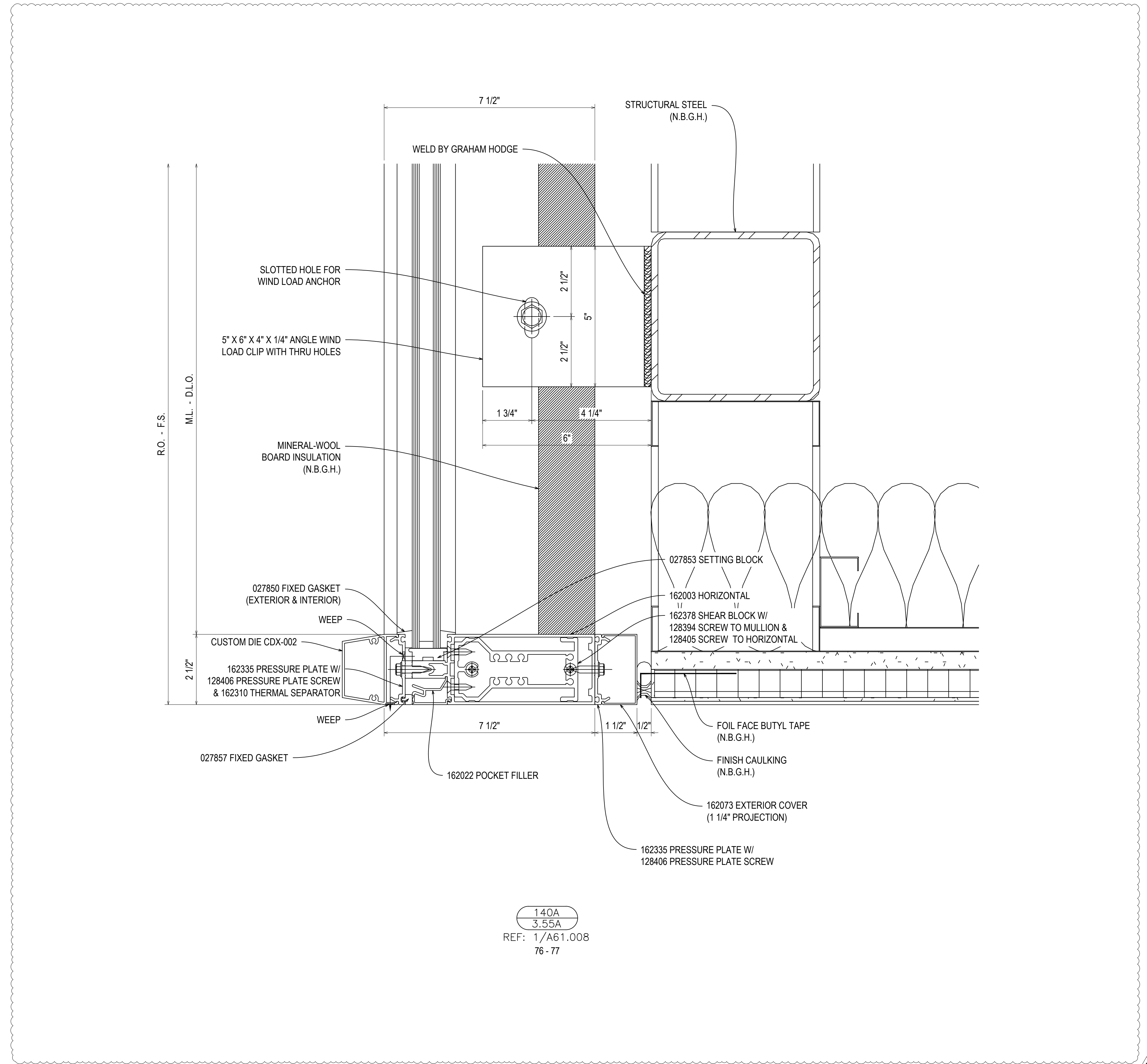
DRAWN BY: _RA	DATE: _09.30.22
CHECKED BY: _JT	DATE: _09.30.22

**3.54A**

REV.	DESCRIPTION	DATE
A	1ST REVISION	12.21.22
NO	DESCRIPTION	
	DRAWING SUBMISSION	



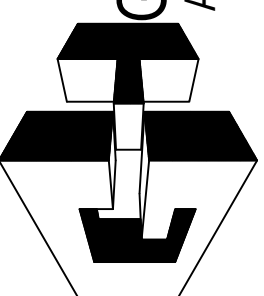




140A  
 3.55A  
 REF: 1/A61.008  
 76 - 77

REV.	DESCRIPTION	DATE
A	1ST REVISION	12/21/22
NO	DESCRIPTION	
	DRAWING SUBMISSION	

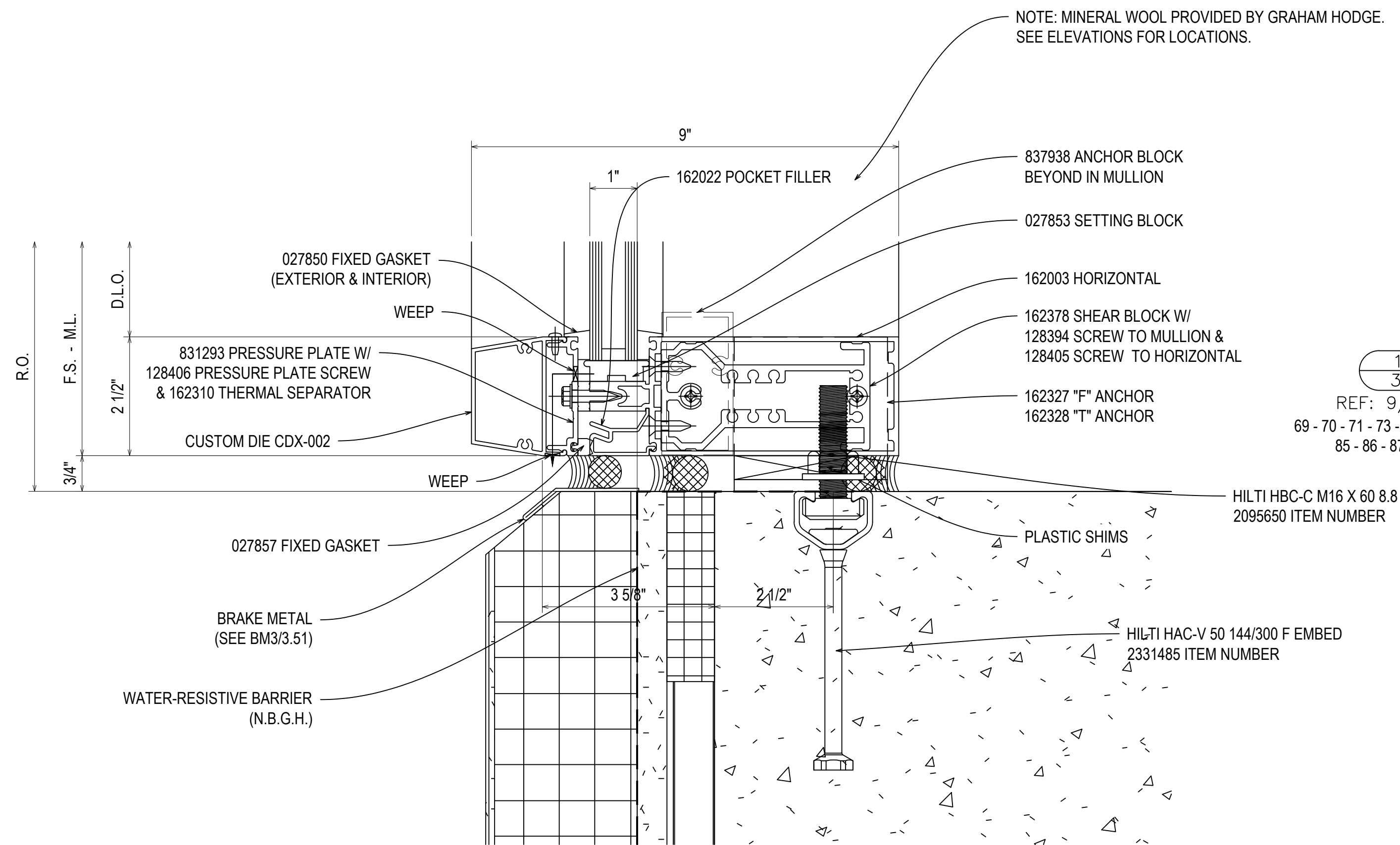
NGMC GAINESVILLE CLINICAL EXP. (LVL 03 - 09)  
 743 SPRING ST NE  
 GAINESVILLE, GA 30501

**GRAHAM-HODGE**  
 ASSOCIATES INC.  
  
 JOB #

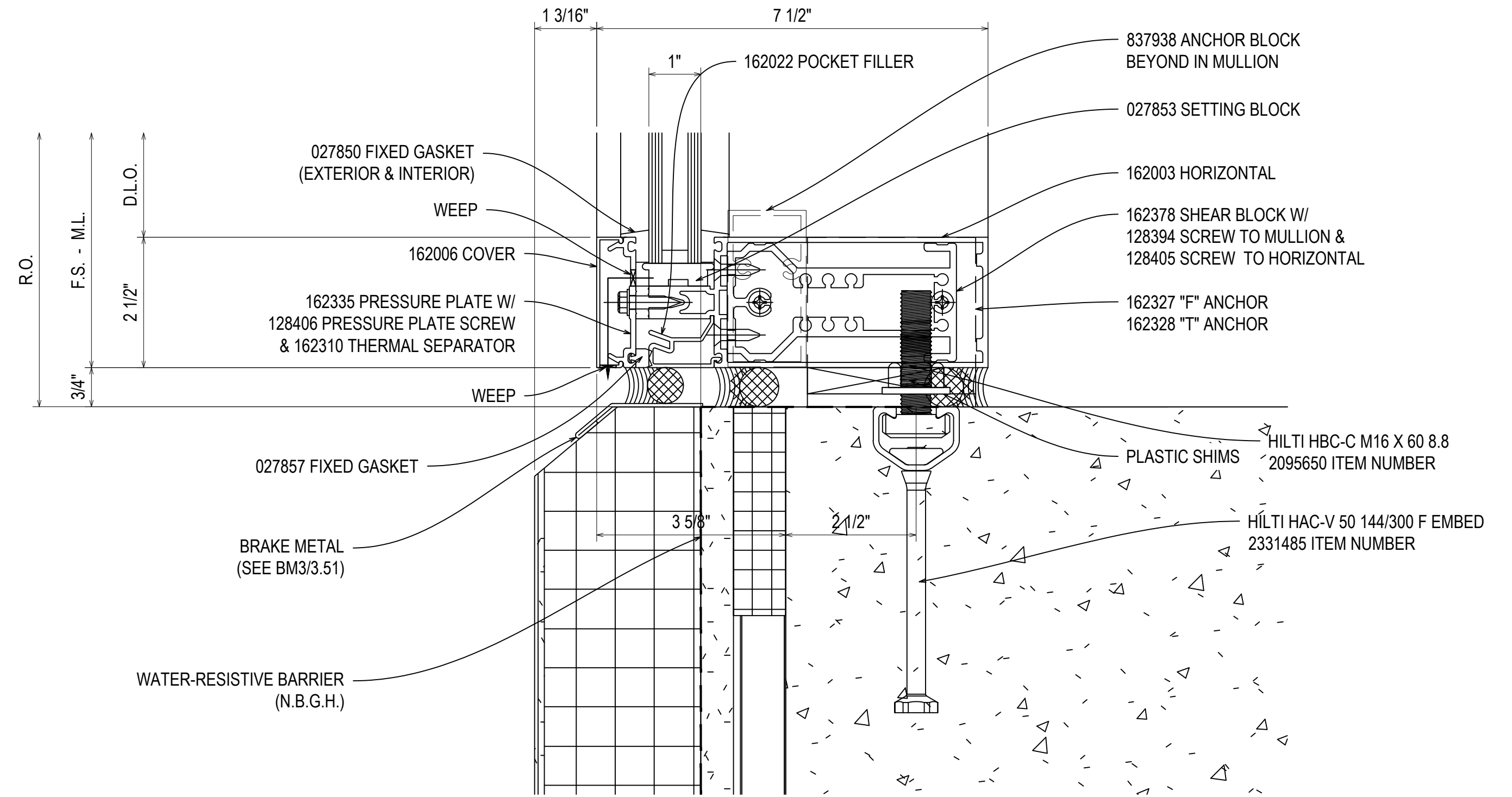
DRAWN BY: _RA	DATE: _09.30.22
CHECKED BY: _JT	DATE: _09.30.22

**3.55A**

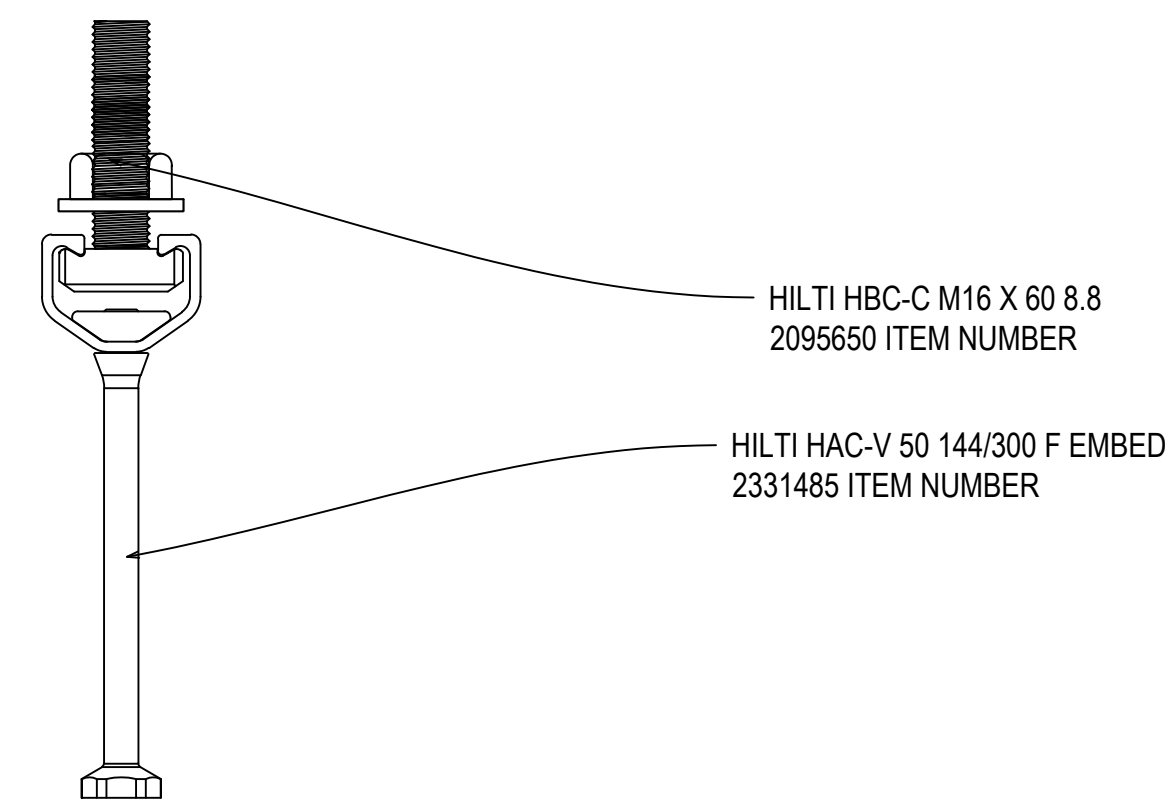
141  
3.56  
REF: N/A  
DETAIL NOT USED



142  
3.56  
REF: 9/A61.008  
69 - 70 - 71 - 73 - 74 - 81 - 82 - 83 - 84  
85 - 86 - 87 - 88 - 89 - 95

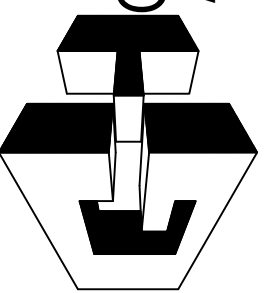


143  
3.56  
REF: 9/A61.008  
75 - 90 - 93 - 94



NGMC GAINESVILLE CLINICAL EXP. (LVL 03 - 09)  
743 SPRING ST NE  
GAINESVILLE, GA 30501

GRAHAM-HODGE  
ASSOCIATES INC.

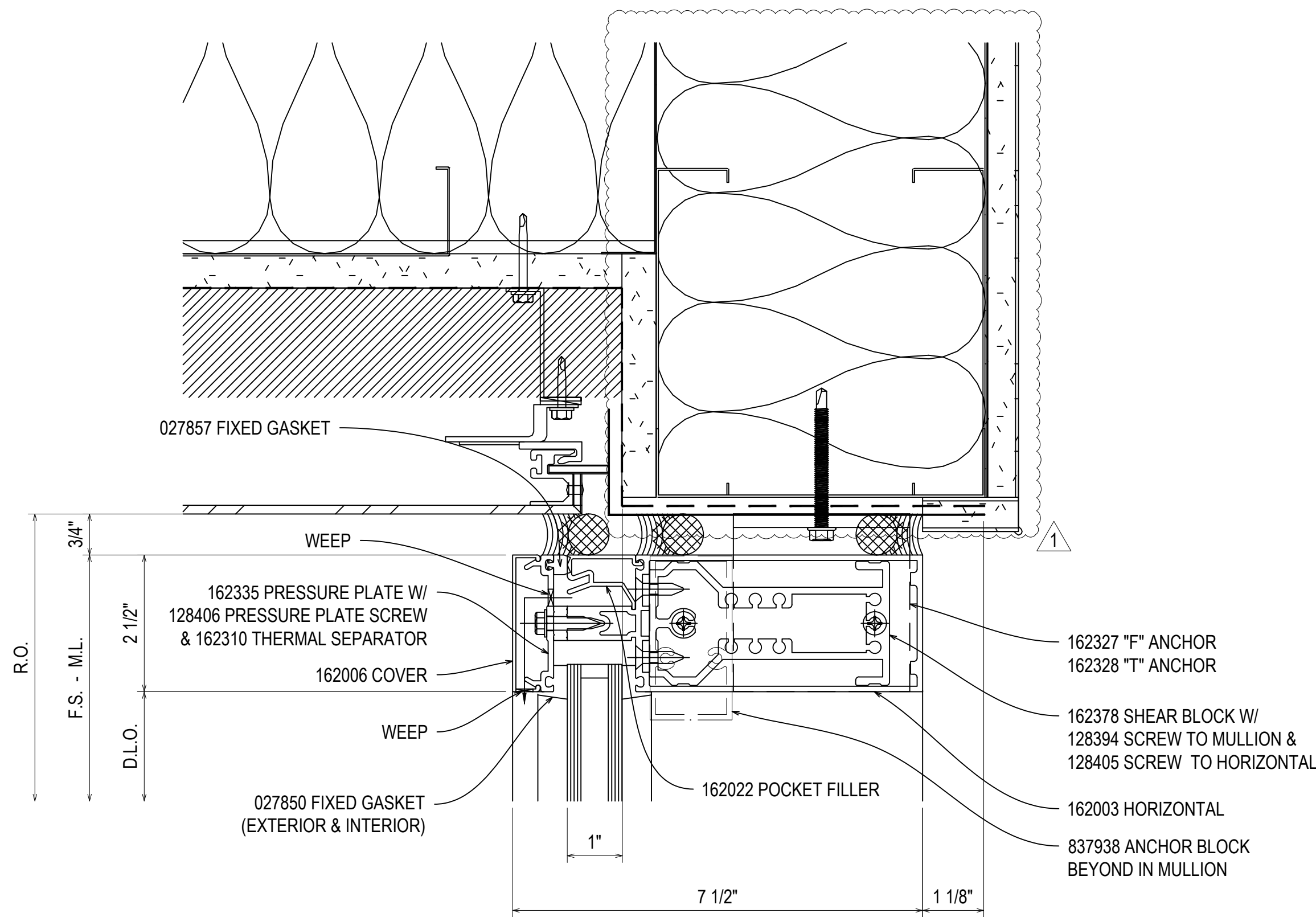


JOB #

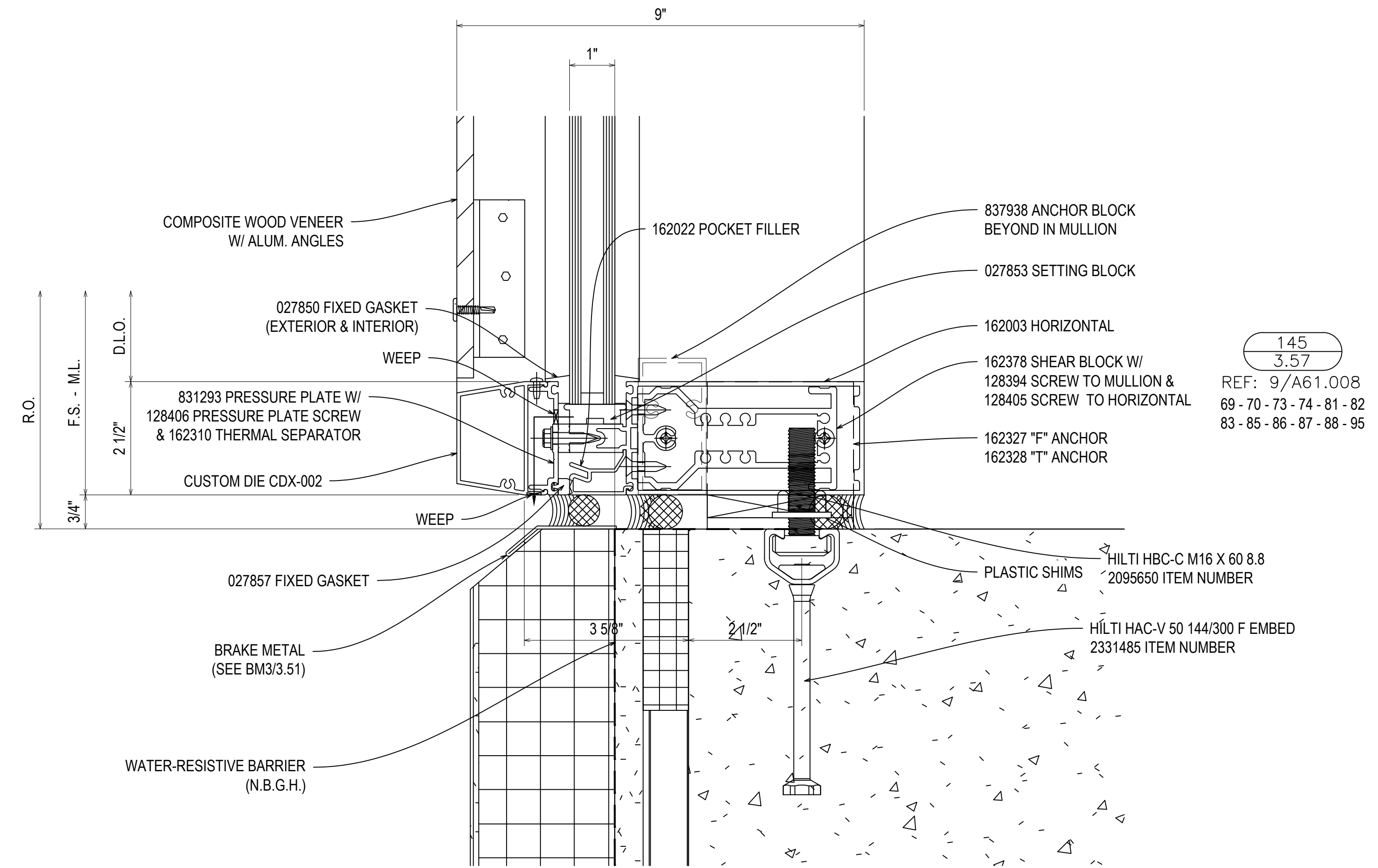
DRAWN BY:	DATE:
RA	09.30.22
CHECKED BY:	DATE:
JT	09.30.22

3.56

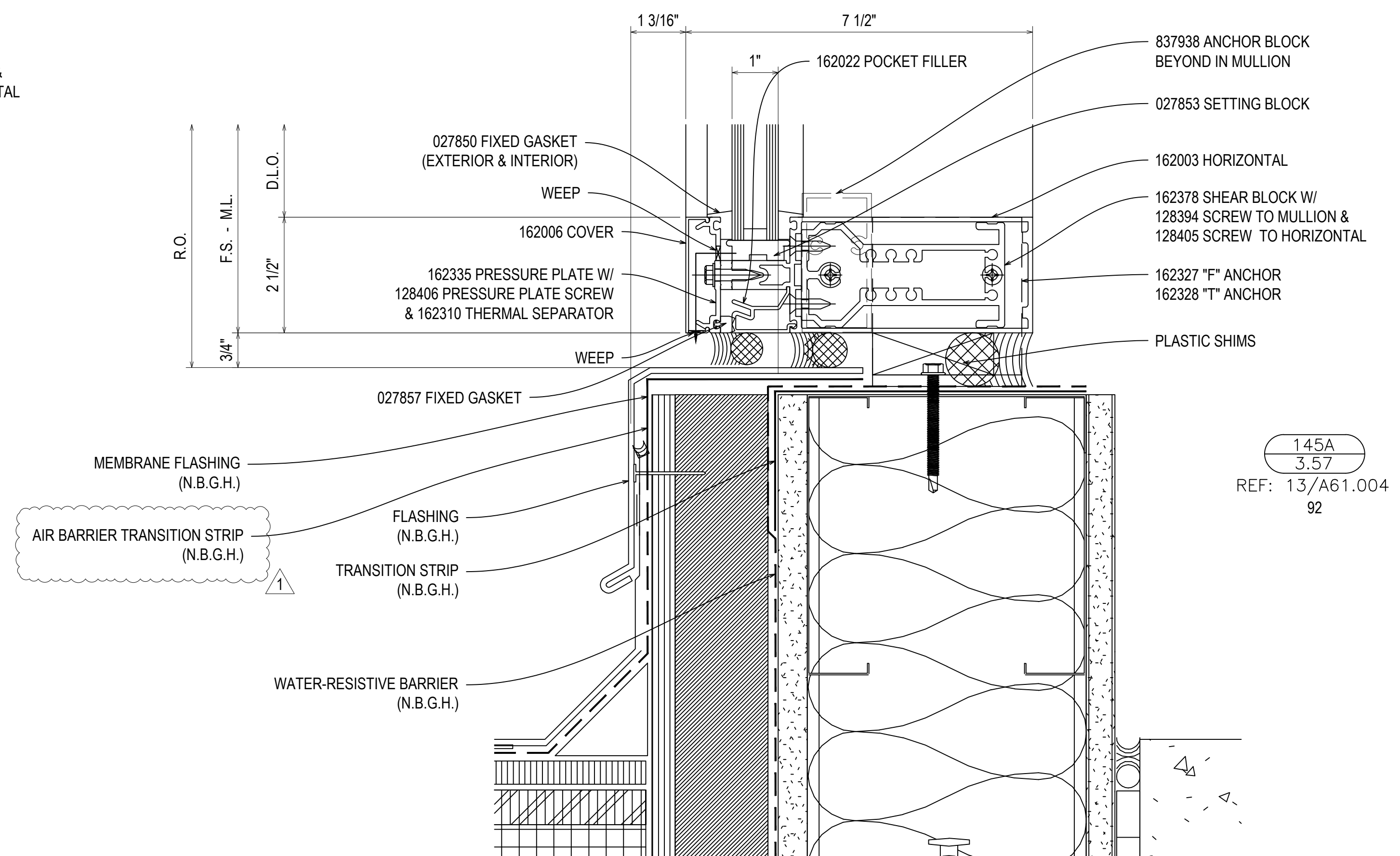
REV.	DESCRIPTION	DATE
A	REVISION	12.20.22
NO	DESCRIPTION	
	DRAWING SUBMISSION	



144  
3.57  
REF: 4/A61.007 (SIM.)  
63 - 72




145  
3.57  
REF: 9/A61.008  
69 - 70 - 73 - 74 - 81 - 82  
83 - 85 - 86 - 87 - 88 - 95



145A  
3.57  
REF: 13/A61.004  
92

NGMC GAINESVILLE CLINICAL EXP. (LVL 03 - 09)  
743 SPRING ST NE  
GAINESVILLE, GA 30501



DRAWN BY:	DATE:
RA	09.30.22
CHECKED BY:	DATE:
JT	09.30.22

REV.	DESCRIPTION	DATE
A	1ST REVISION	12.20.22
NO	DESCRIPTION	
	DRAWING SUBMISSION	

3.57



DOOR DETAIL PLACE HOLDER.  
PENDING FURTHER DESIGN INFORMATION.

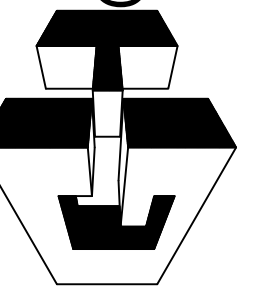
146  
3.58  
REF: 10/A61.003  
92

DOOR DETAIL PLACE HOLDER.  
PENDING FURTHER DESIGN INFORMATION.

147  
3.58  
REF: 13/A61.004  
92

NGMC GAINESVILLE CLINICAL EXP. (LVL 03 - 09)  
743 SPRING ST NE  
GAINESVILLE, GA 30501

GRAHAM-HODGE  
ASSOCIATES INC.

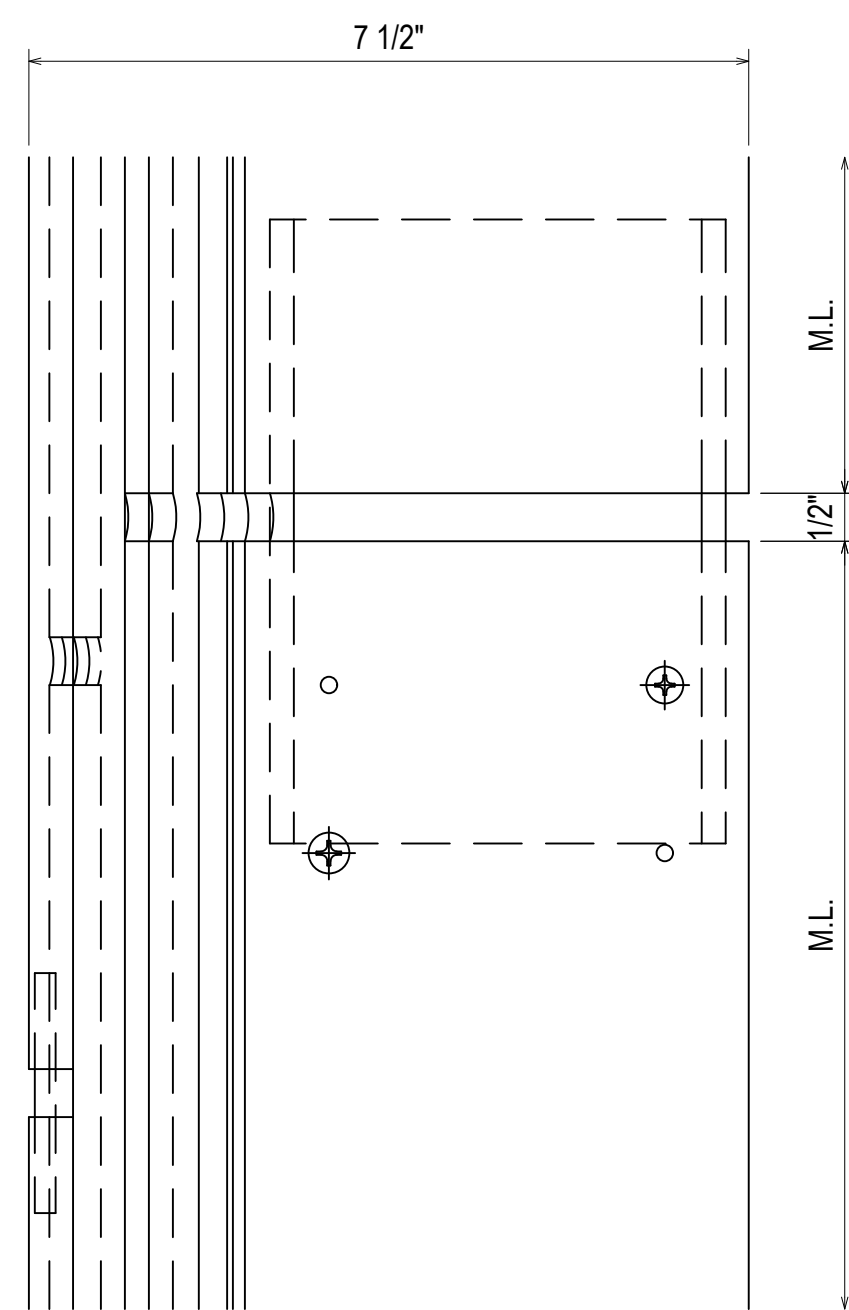


JOB #

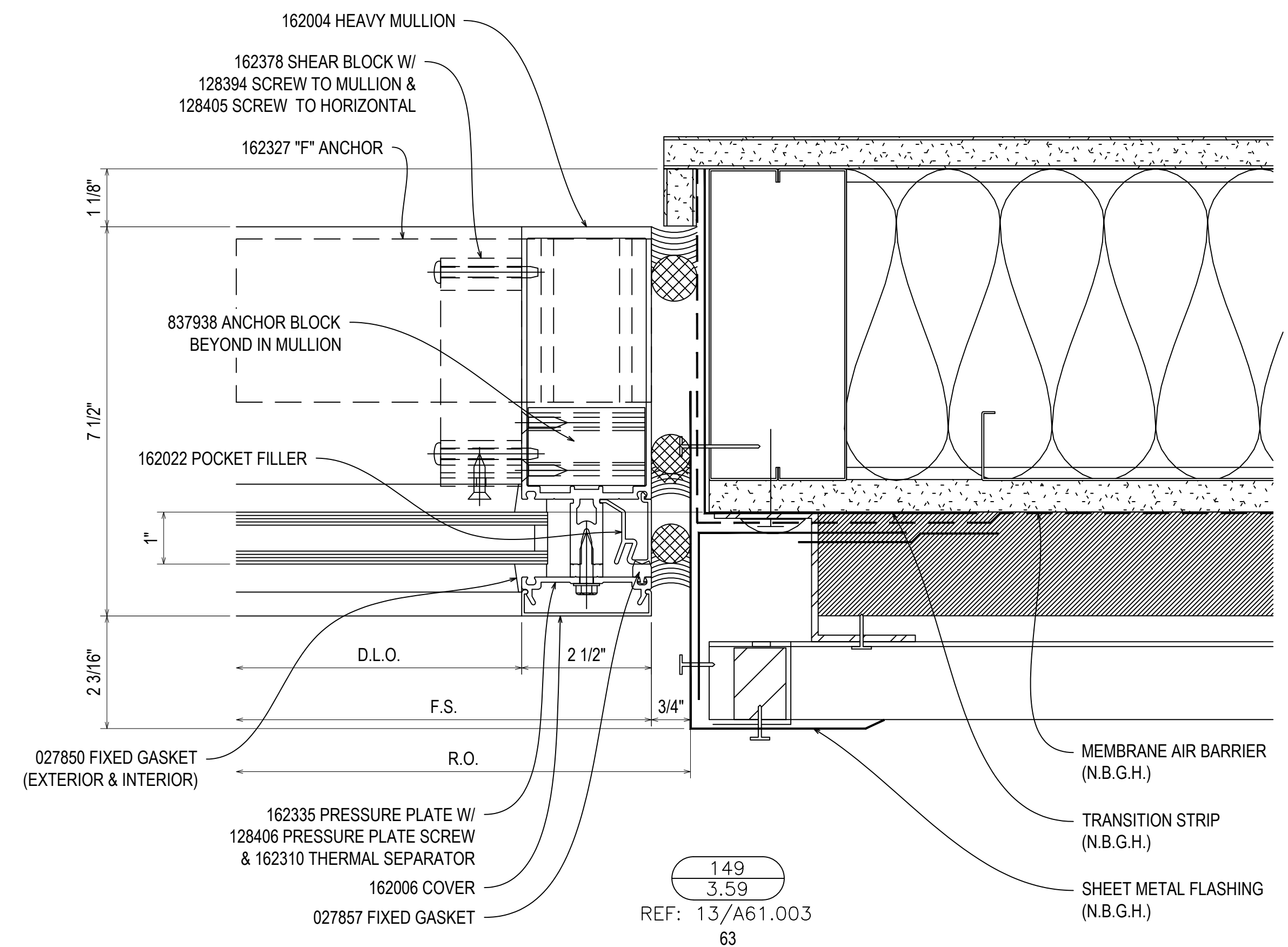
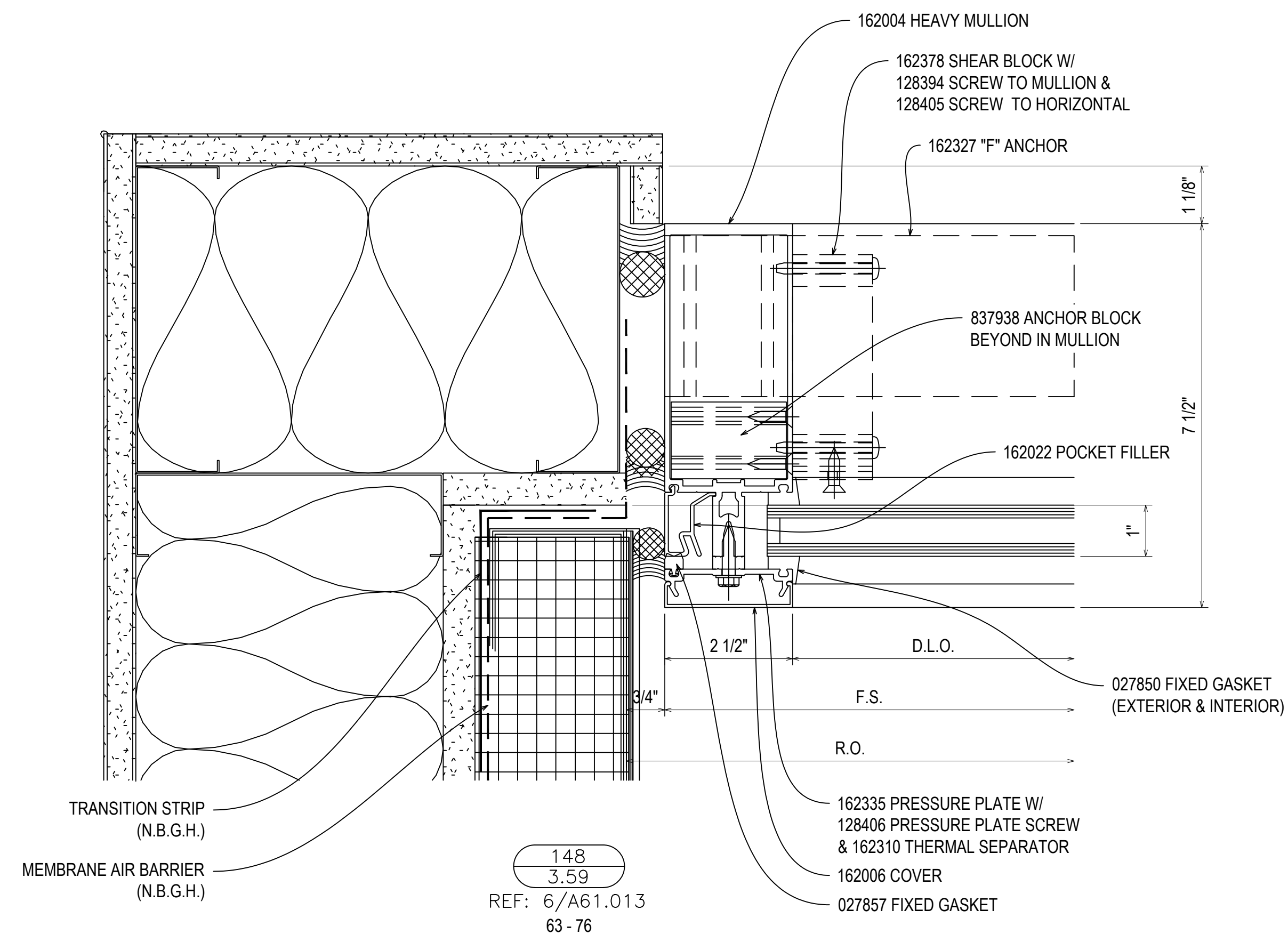
DRAWN BY:	DATE:
RA	09.30.22
CHECKED BY:	DATE:
JT	09.30.22

3.58

REV.	DESCRIPTION	DATE
A	1ST REVISION	12.21.22
NO	DESCRIPTION	
	DRAWING SUBMISSION	



147A  
3.59  
REF: N/A  
68



REV.	DESCRIPTION	DATE
A	1ST REVISION	12/21/22
NO	DESCRIPTION	
	DRAWING SUBMISSION	

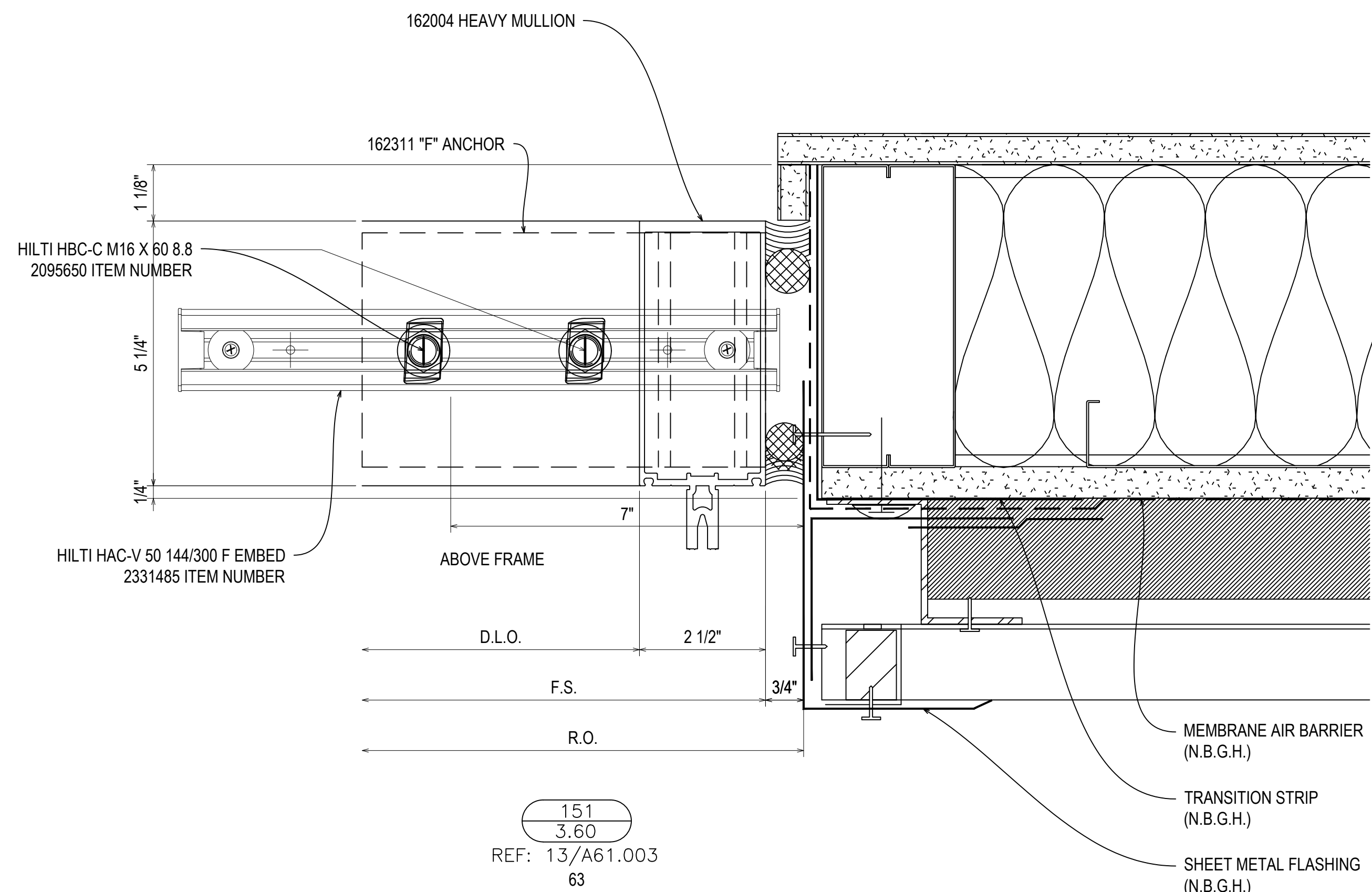
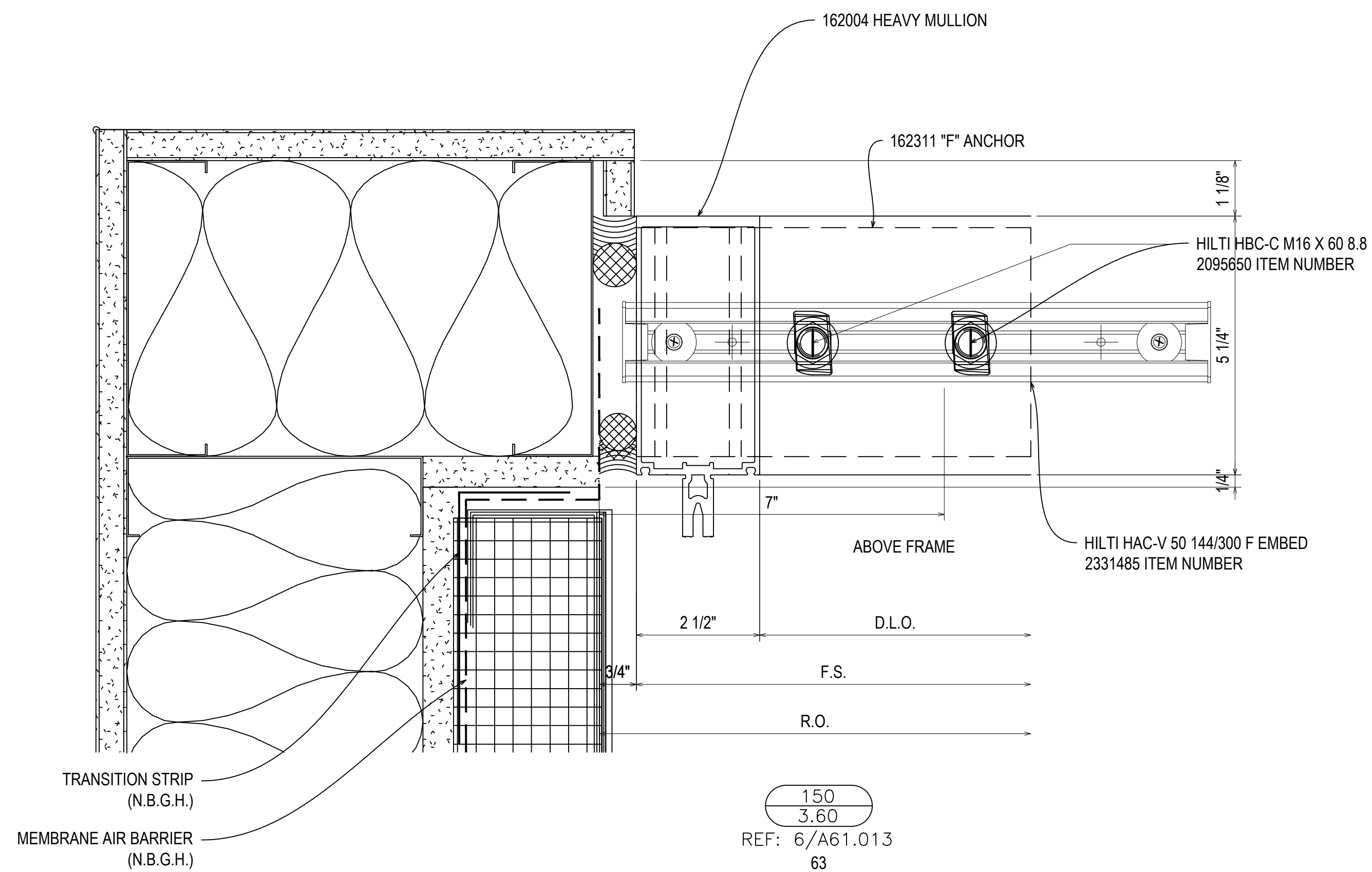
NGMC GAINESVILLE CLINICAL EXP. (LVL 03 - 09)  
743 SPRING ST NE  
GAINESVILLE, GA 30501

**GRAHAM-HODGE**  
ASSOCIATES INC.


JOB #

DRAWN BY:	DATE:
RA	09.30.22
CHECKED BY:	DATE:
JT	09.30.22

3.59



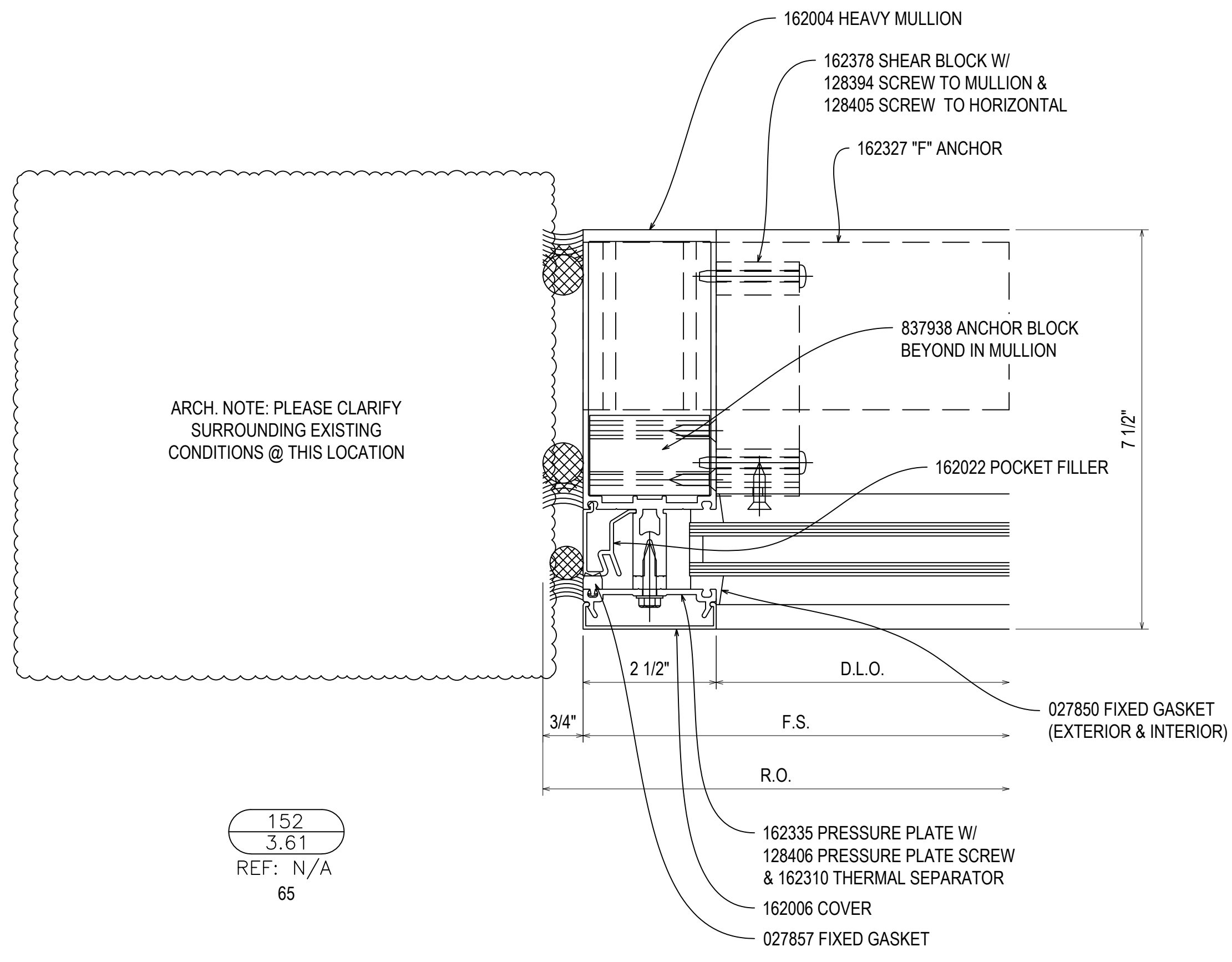
NGMC GAINESVILLE CLINICAL EXP. (LVL 03 - 09)  
743 SPRING ST NE  
GAINESVILLE, GA 30501



DRAWN BY: _RA	DATE: _09.30.22
CHECKED BY: _JT	DATE: _09.30.22

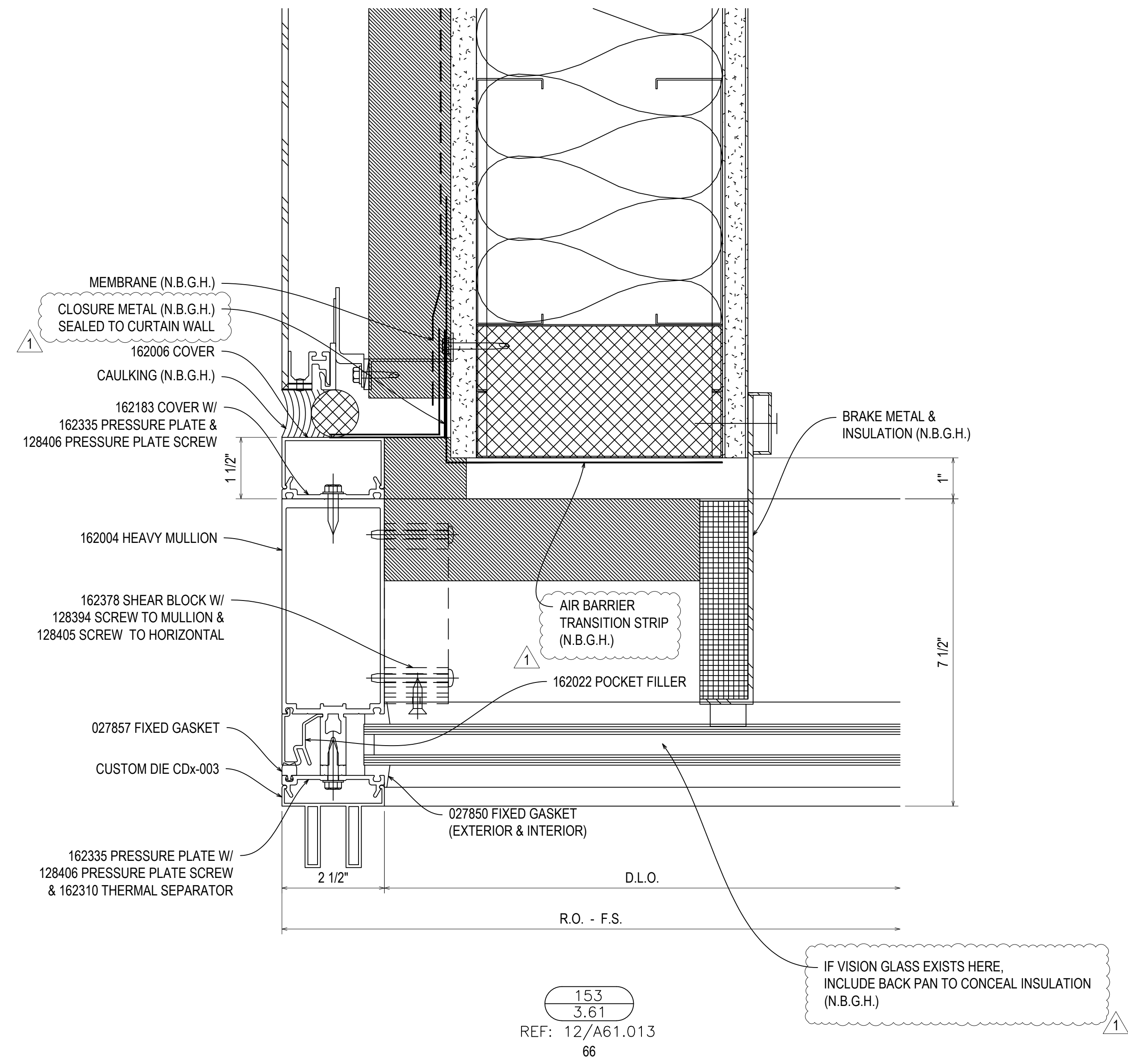
3.60

REV.	DESCRIPTION	DATE
A	1ST REVISION	12.21.22
NO	DESCRIPTION	
	DRAWING SUBMISSION	



ARCH. NOTE: PLEASE CLARIFY SURROUNDING EXISTING CONDITIONS @ THIS LOCATION

152  
3.61  
REF: N/A  
65



153  
3.61  
REF: 12/A61.013  
66

IF VISION GLASS EXISTS HERE, INCLUDE BACK PAN TO CONCEAL INSULATION (N.B.G.H.)

REV.	DESCRIPTION	DATE
A	1ST REVISION	12/20/22
NO	DESCRIPTION	
	DRAWING SUBMISSION	

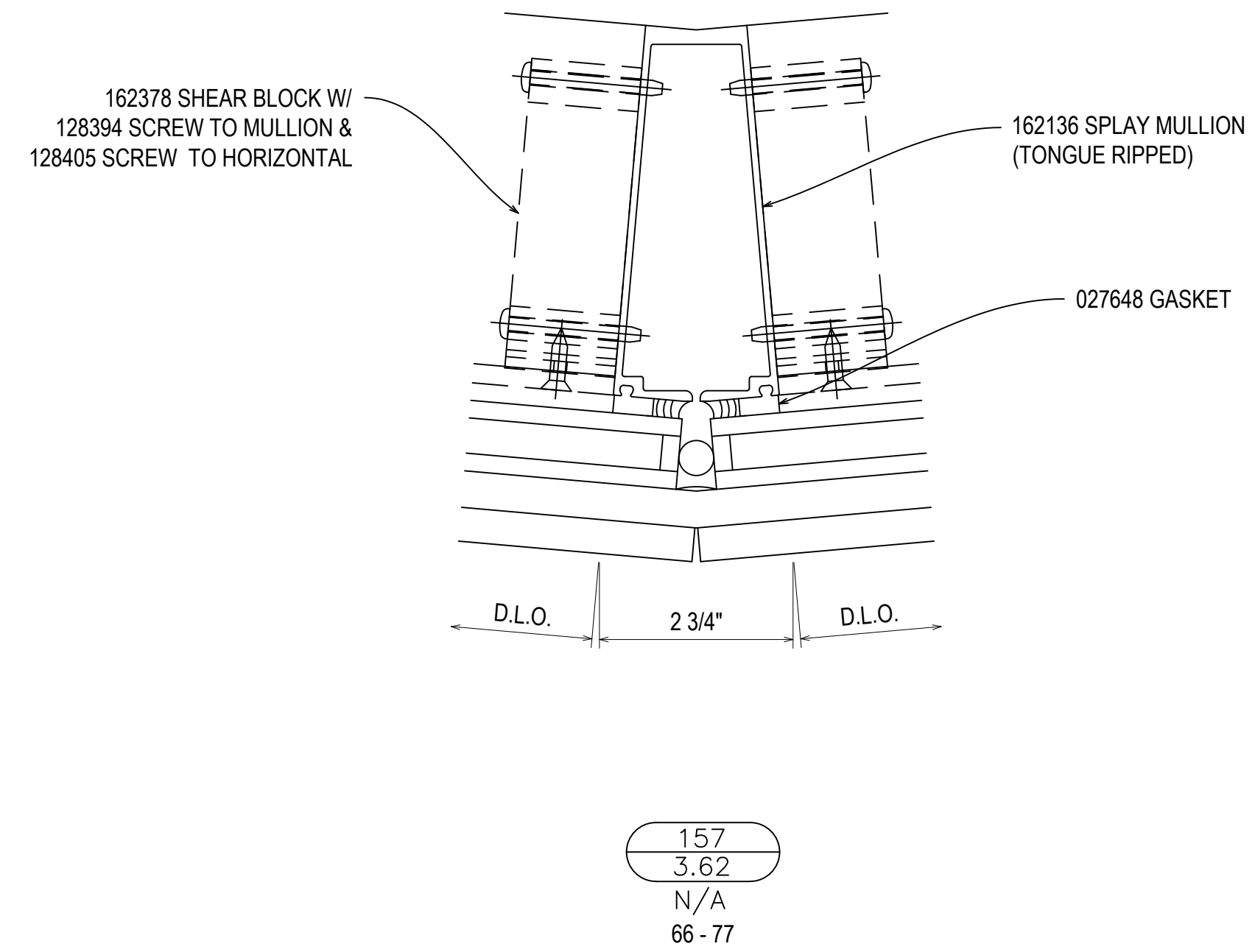
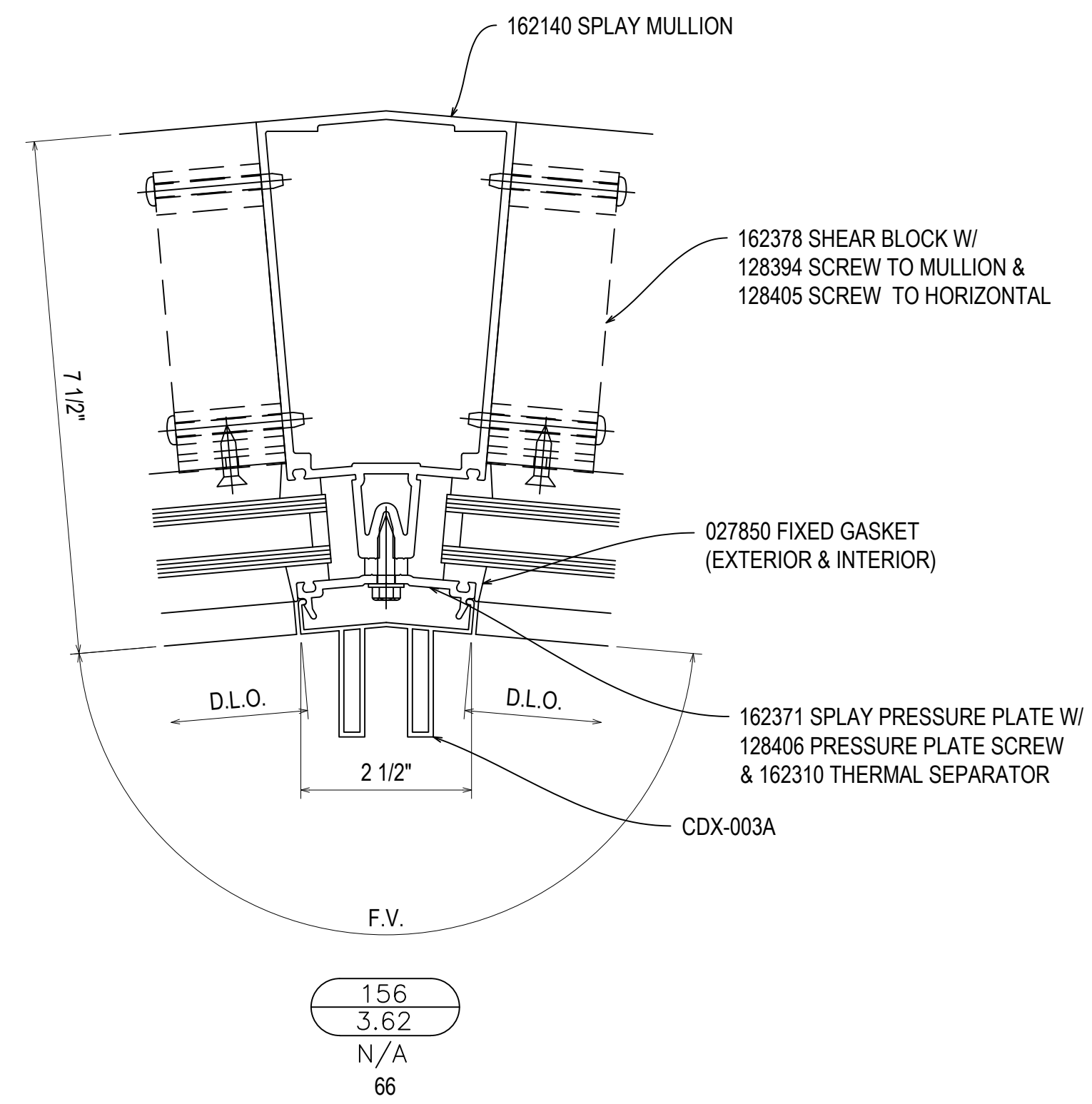
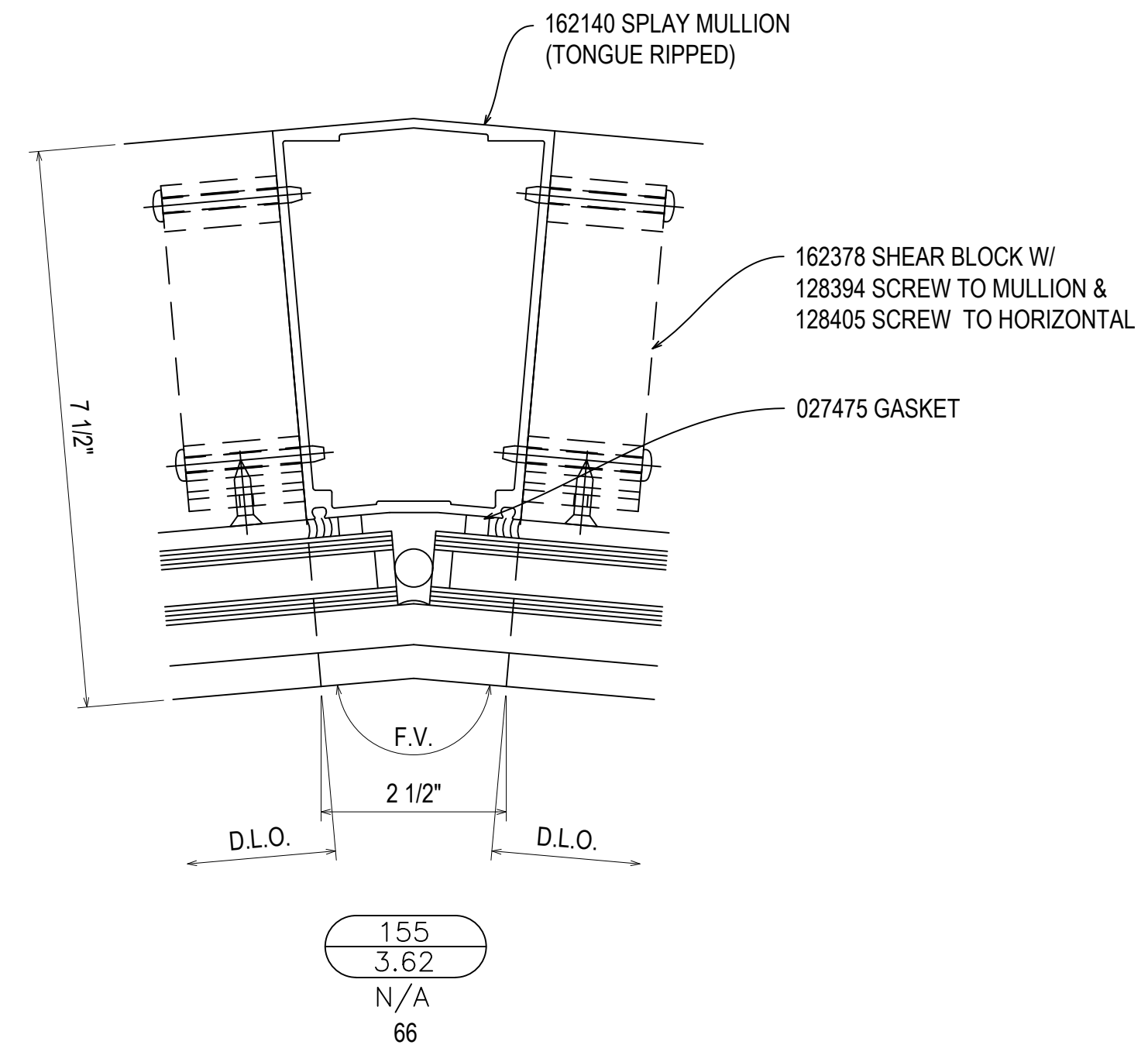
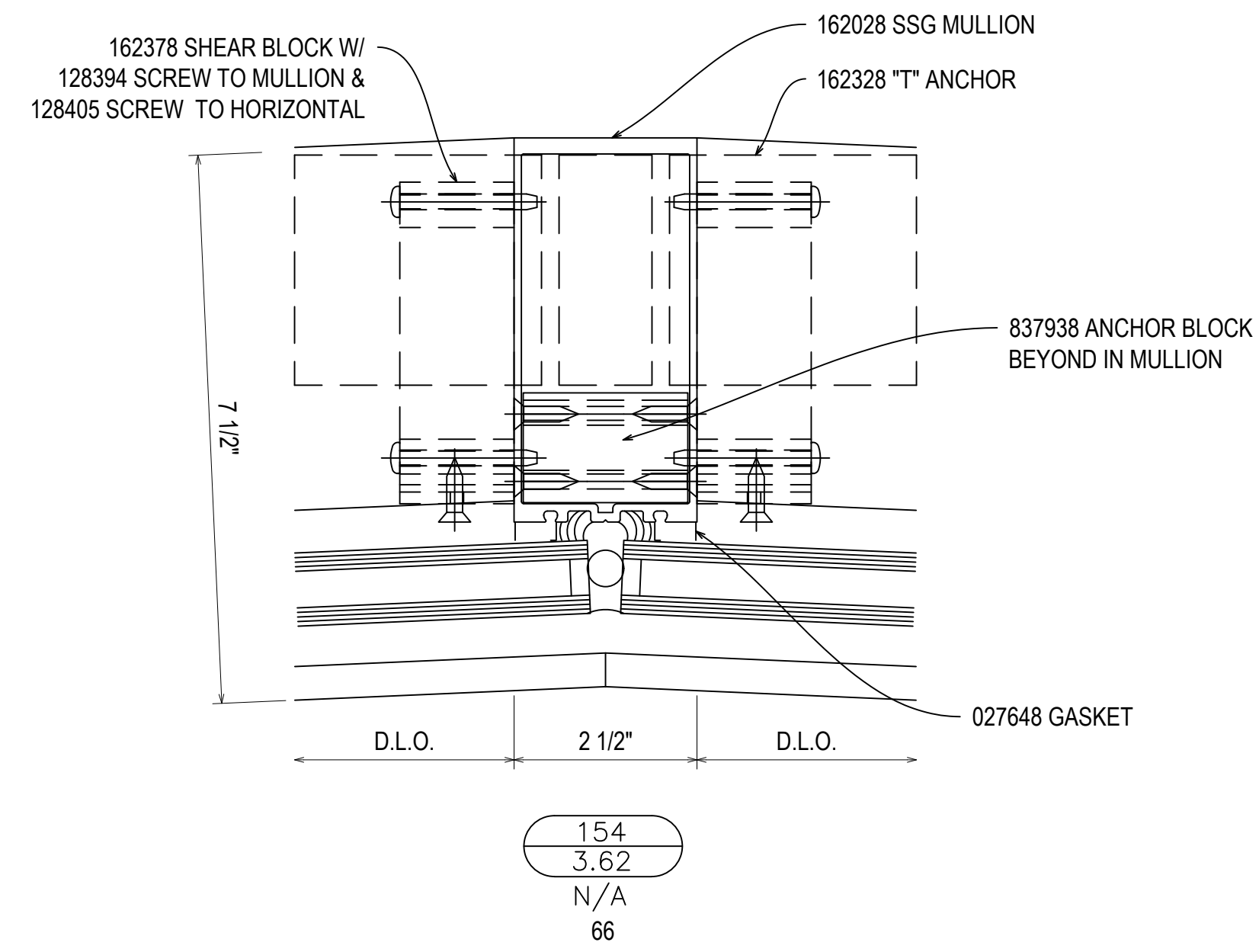
NGMC GAINESVILLE CLINICAL EXP. (LVL 03 - 09)  
743 SPRING ST NE  
GAINESVILLE, GA 30501



DRAWN BY:	DATE:
RA	09.30.22
CHECKED BY:	DATE:
JT	09.30.22

3.61






REV.	DESCRIPTION	DATE
A	157 REVISION	12/21/22
NO	DESCRIPTION	
	DRAWING SUBMISSION	

NGMC GAINESVILLE CLINICAL EXP. (LVL 03 - 09)  
743 SPRING ST NE  
GAINESVILLE, GA 30501

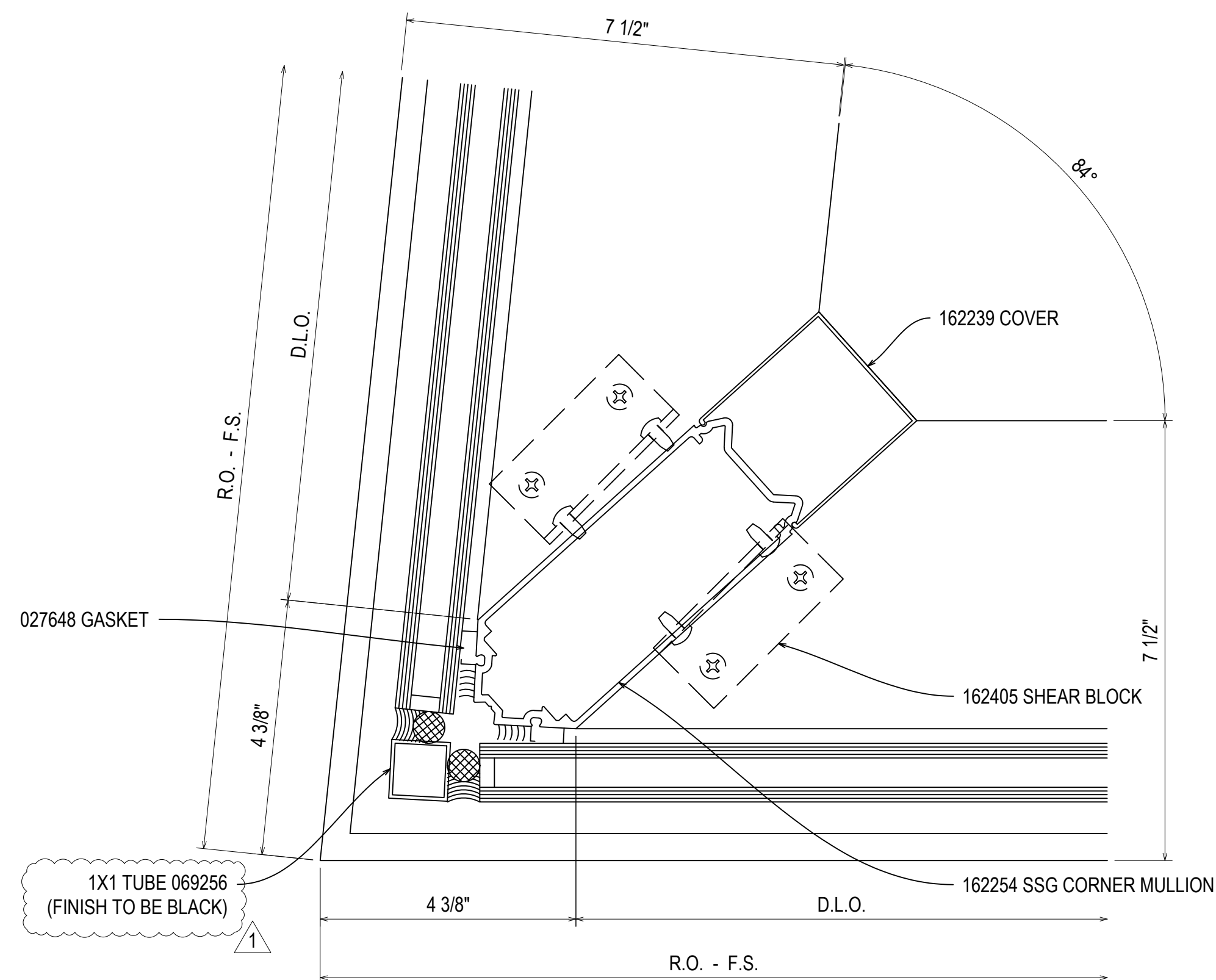
GRAHAM-HODGE  
ASSOCIATES INC.



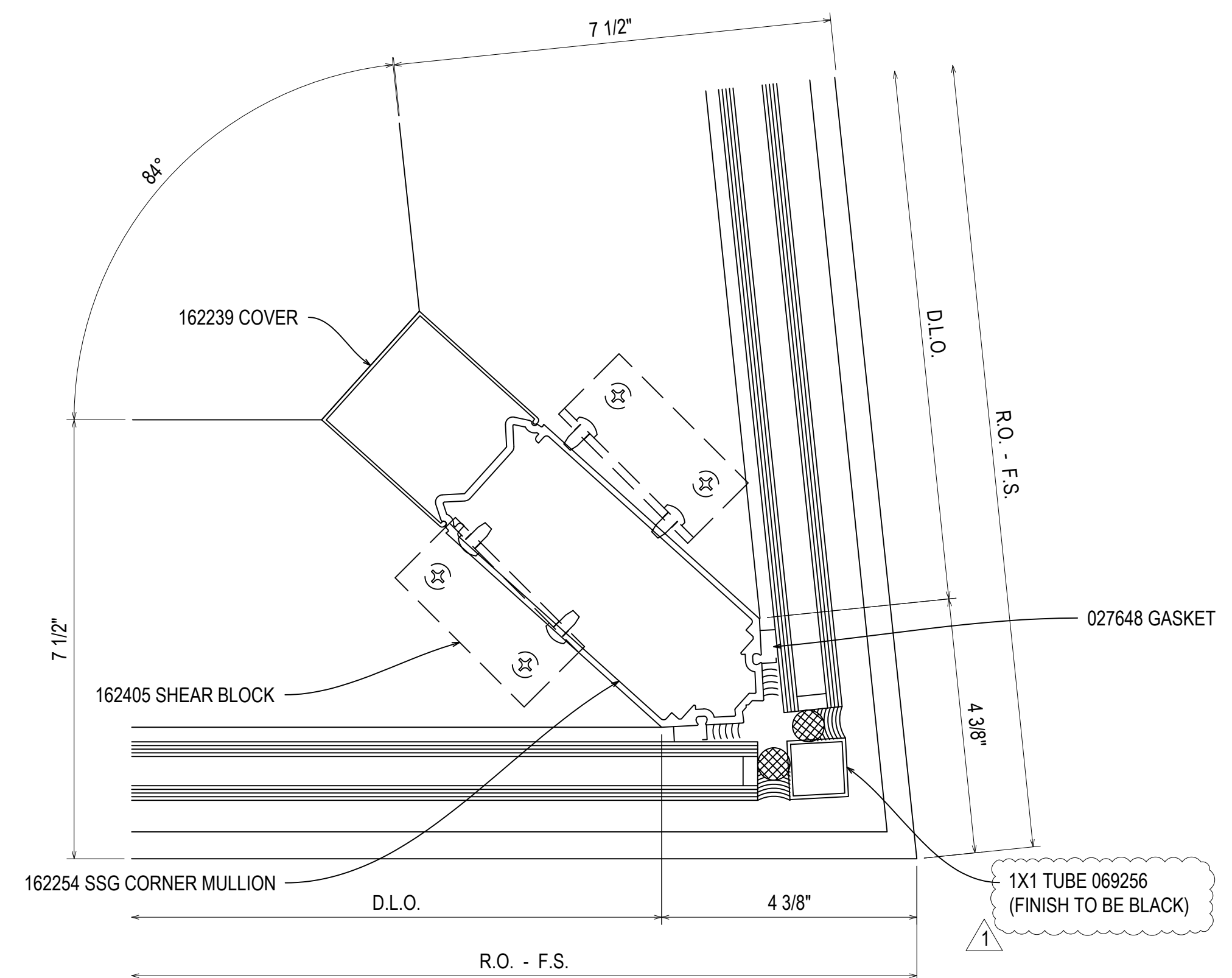
JOB #

DRAWN BY:	DATE:
RA	09.30.22
CHECKED BY:	DATE:
JT	09.30.22

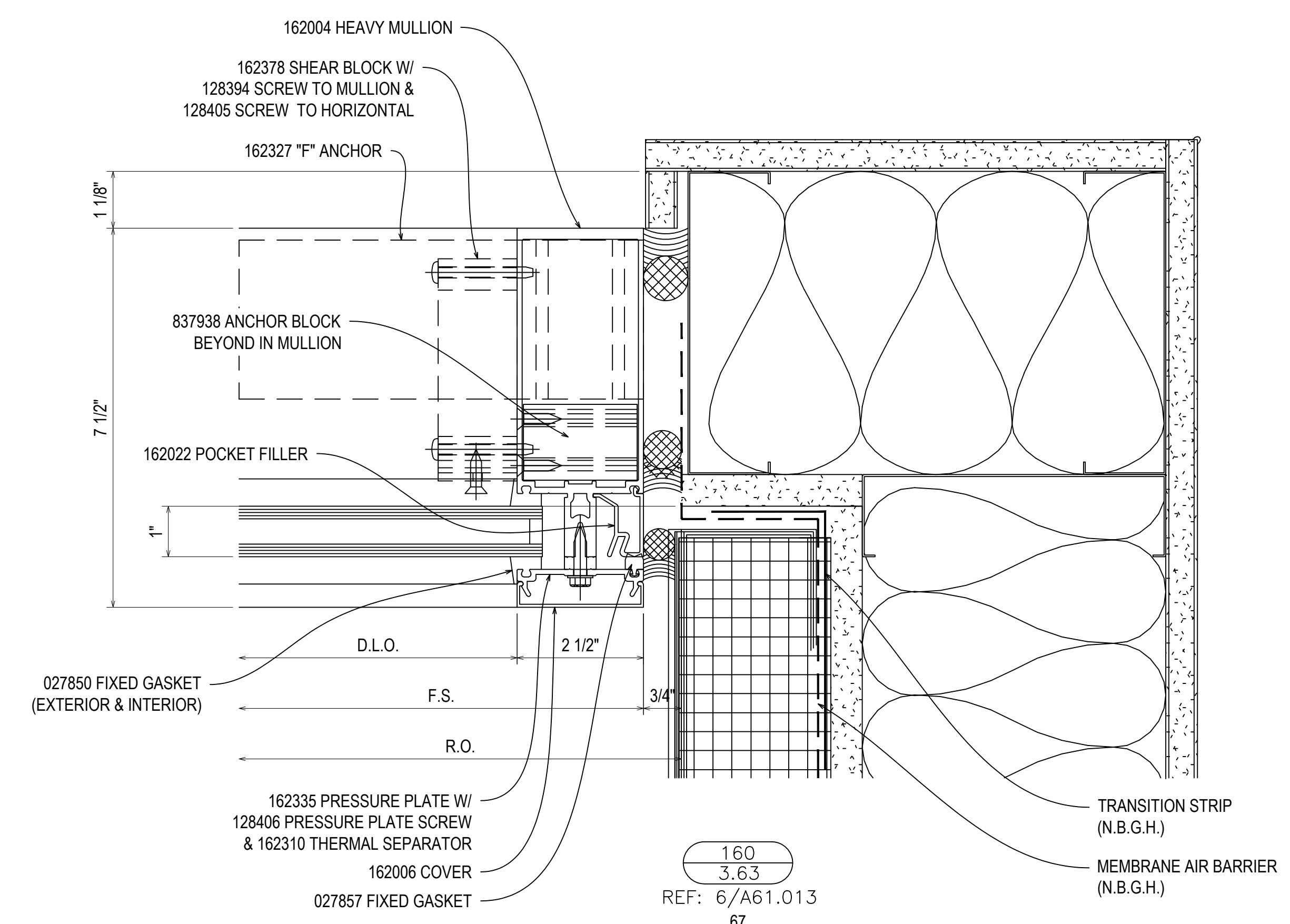
3.62



158  
3.63  
N/A  
67 - 77



159  
3.63  
N/A  
66 - 76



160  
3.63  
REF: 6/A61.013  
67

REV.	DESCRIPTION	DATE
A	1ST REVISION	12/20/22
NO	DESCRIPTION	
	DRAWING SUBMISSION	

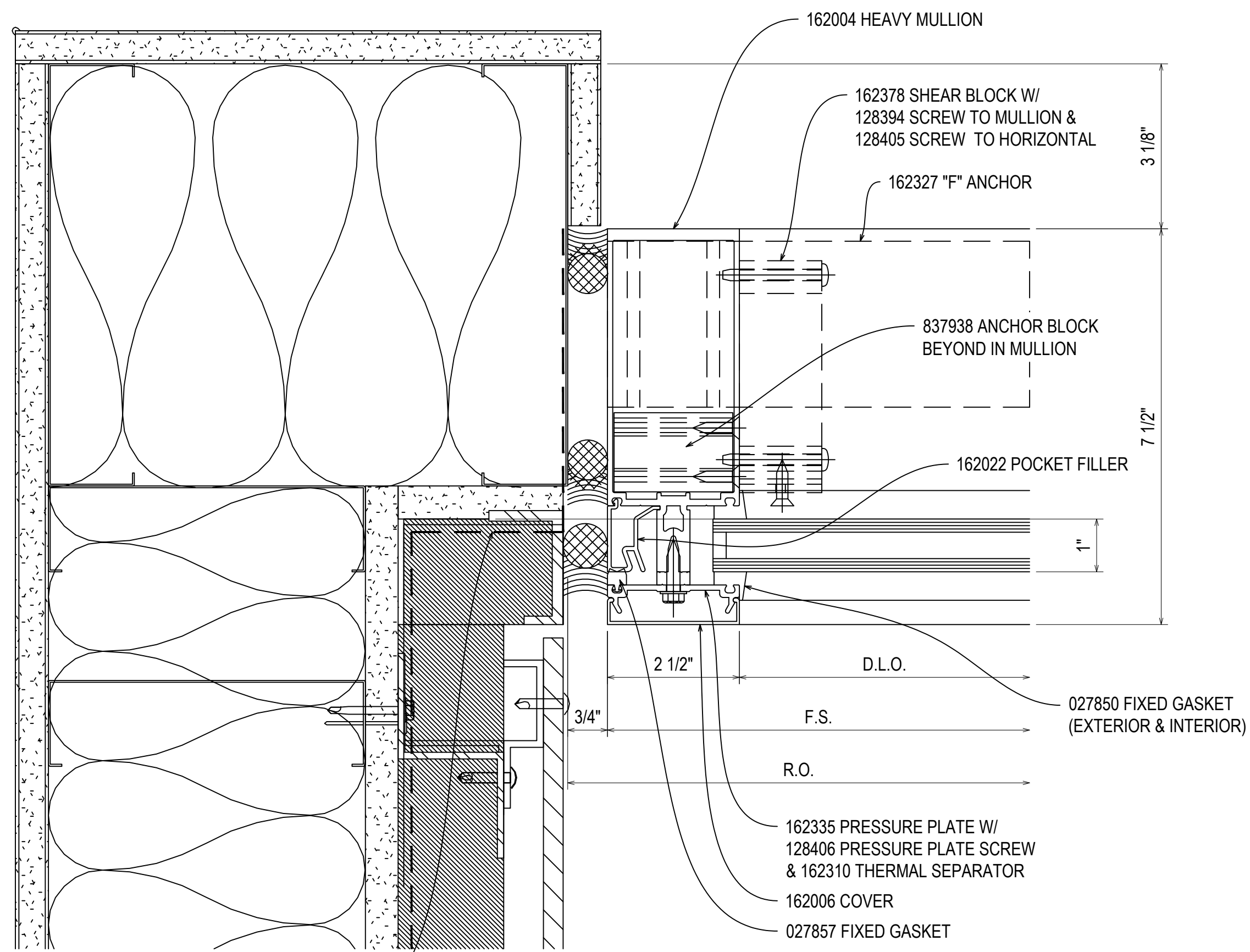
NGMC GAINESVILLE CLINICAL EXP. (LVL 03 - 09)  
743 SPRING ST NE  
GAINESVILLE, GA 30501

GRAHAM-HODGE  
ASSOCIATES INC.

JOB #

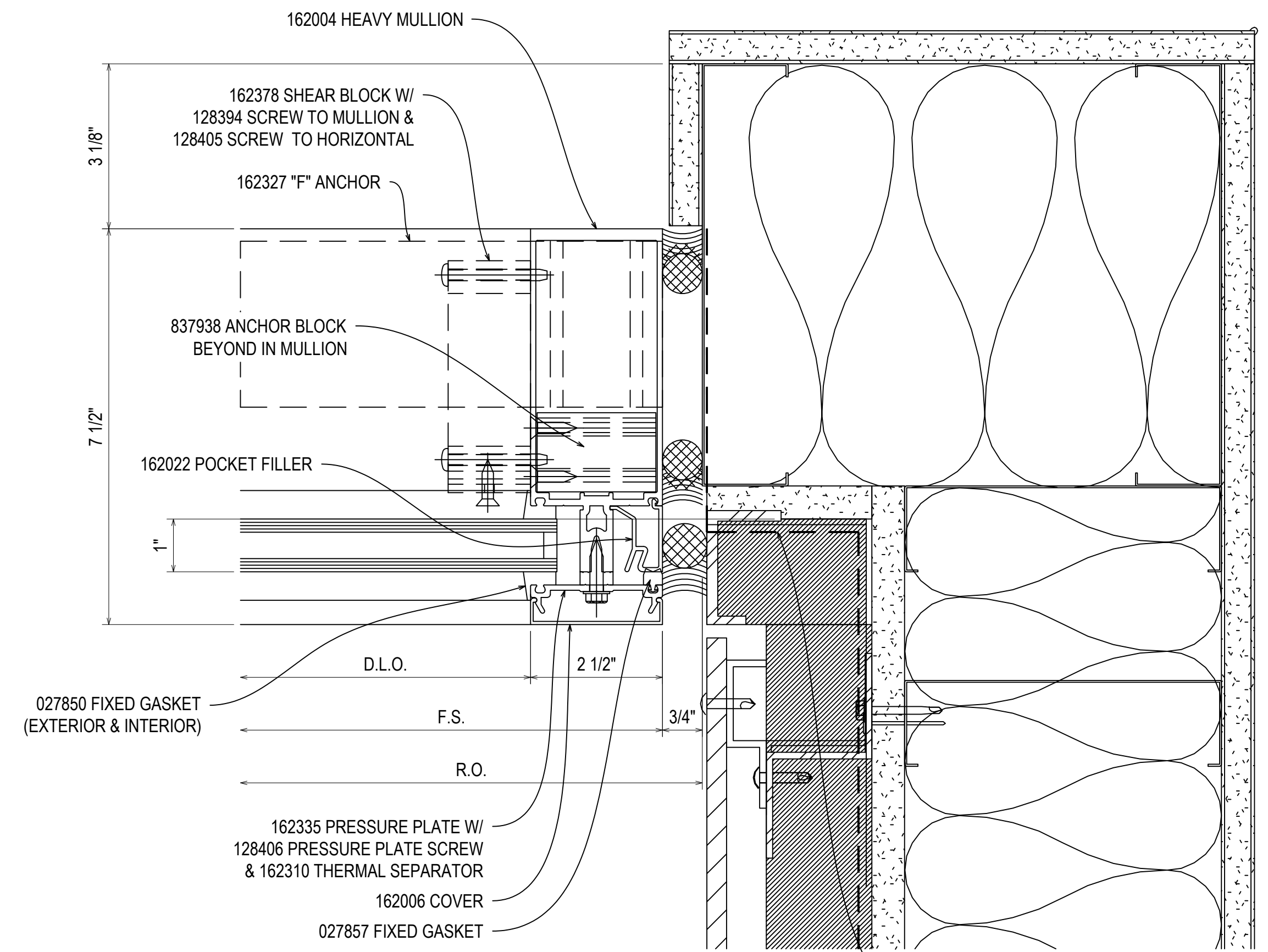
DRAWN BY: _RA	DATE: _09.30.22
CHECKED BY: _JT	DATE: _09.30.22

3.63



AIR BARRIER  
(N.B.G.H.)

161  
3.64  
REF: 18/A61.013  
72

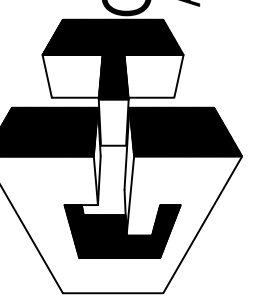


AIR BARRIER  
(N.B.G.H.)

162  
3.64  
REF: 18/A61.013  
72

NGMC GAINESVILLE CLINICAL EXP. (LVL 03 - 09)  
743 SPRING ST NE  
GAINESVILLE, GA 30501

GRAHAM-HODGE  
ASSOCIATES INC.

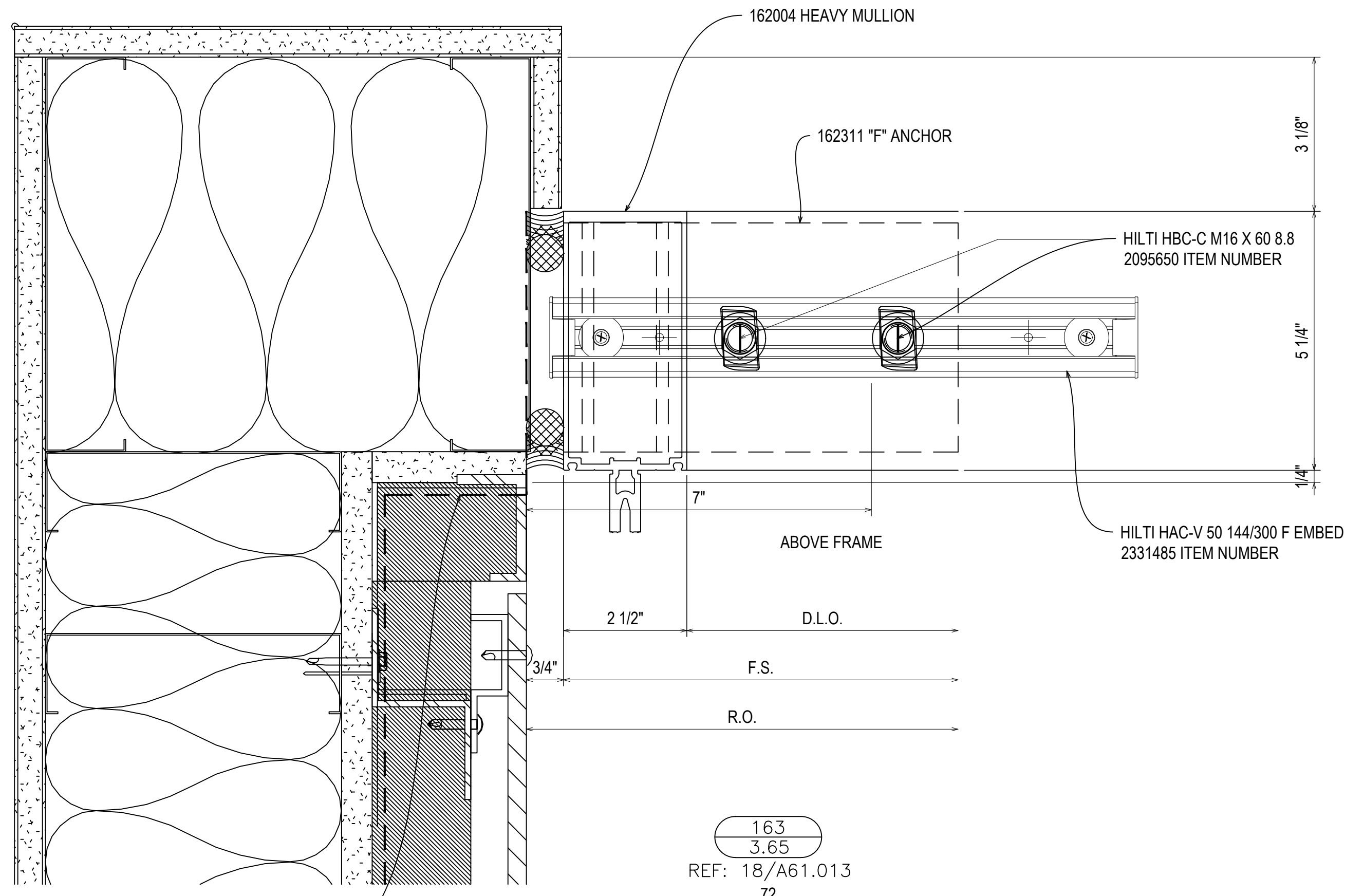


JOB #

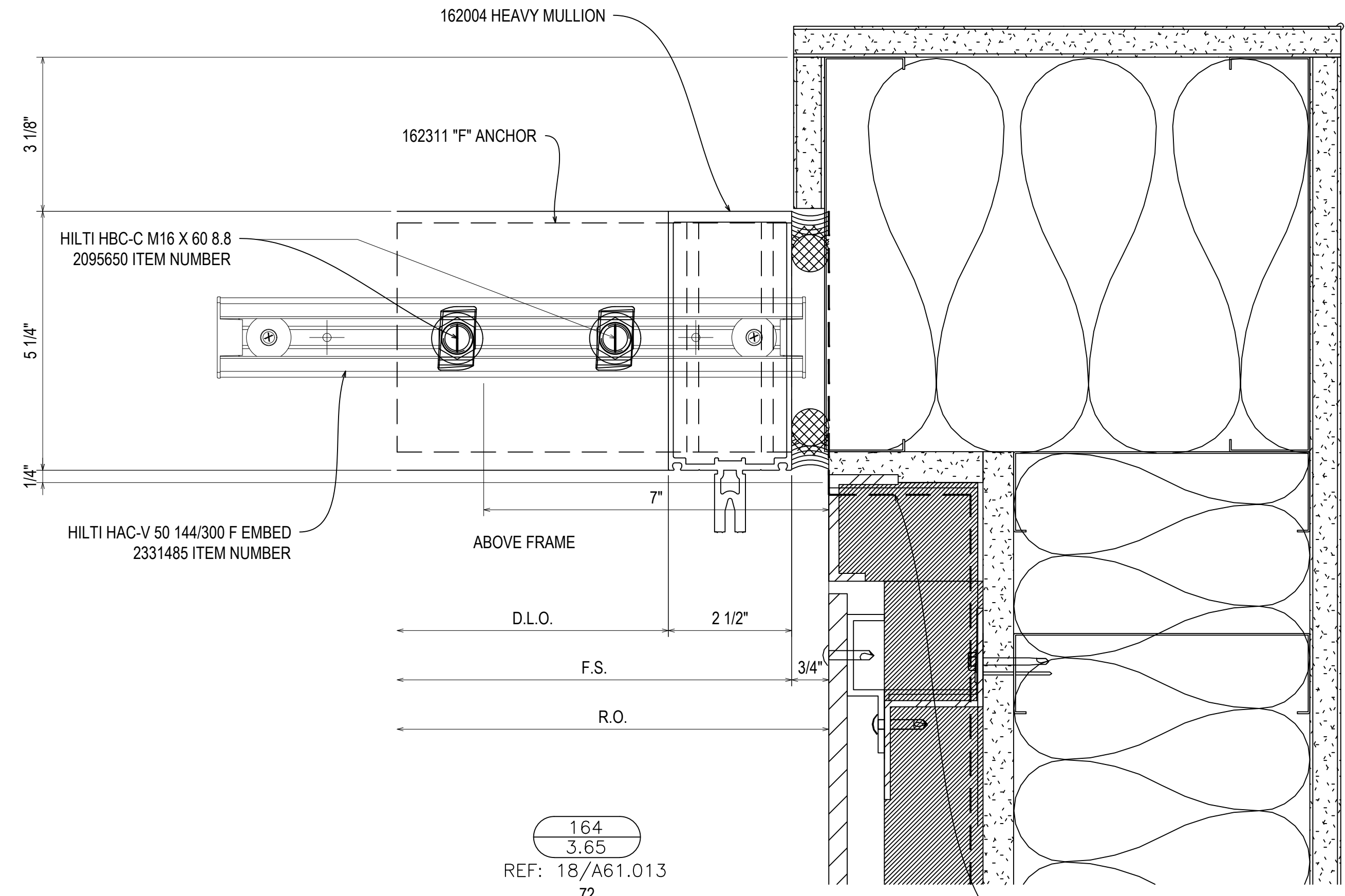
DRAWN BY:	DATE:
RA	09.30.22
CHECKED BY:	DATE:
JT	09.30.22

3.64

REV.	DESCRIPTION	DATE
A	1ST REVISION	12.21.22
NO	DESCRIPTION	
	DRAWING SUBMISSION	



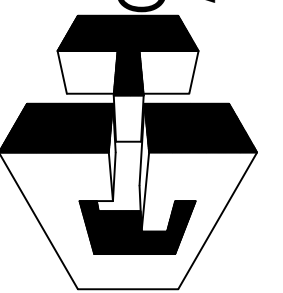
AIR BARRIER  
(N.B.G.H.)



AIR BARRIER  
(N.B.G.H.)

NGMC GAINESVILLE CLINICAL EXP. (LVL 03 - 09)  
743 SPRING ST NE  
GAINESVILLE, GA 30501

GRAHAM-HODGE  
ASSOCIATES INC.

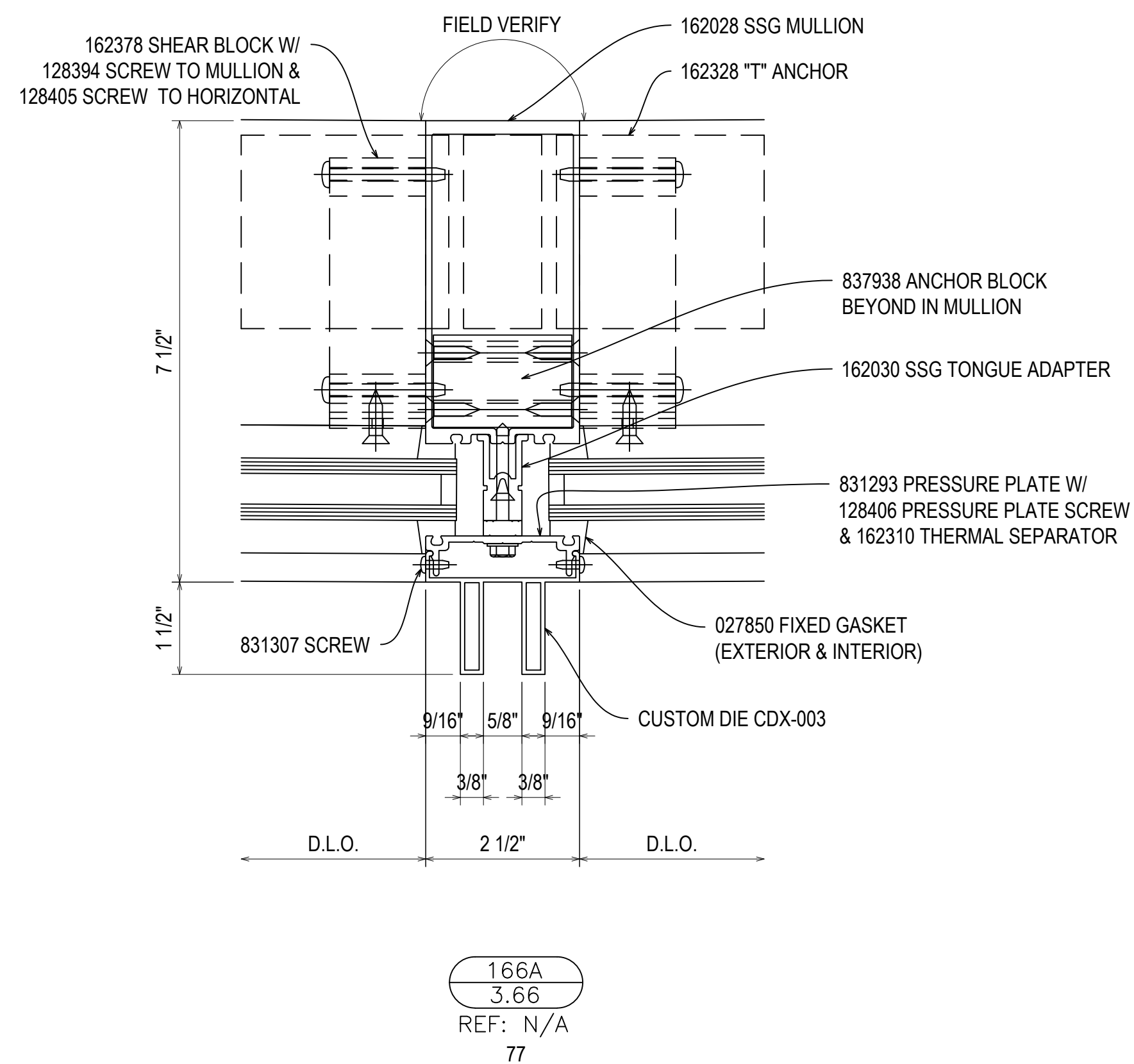
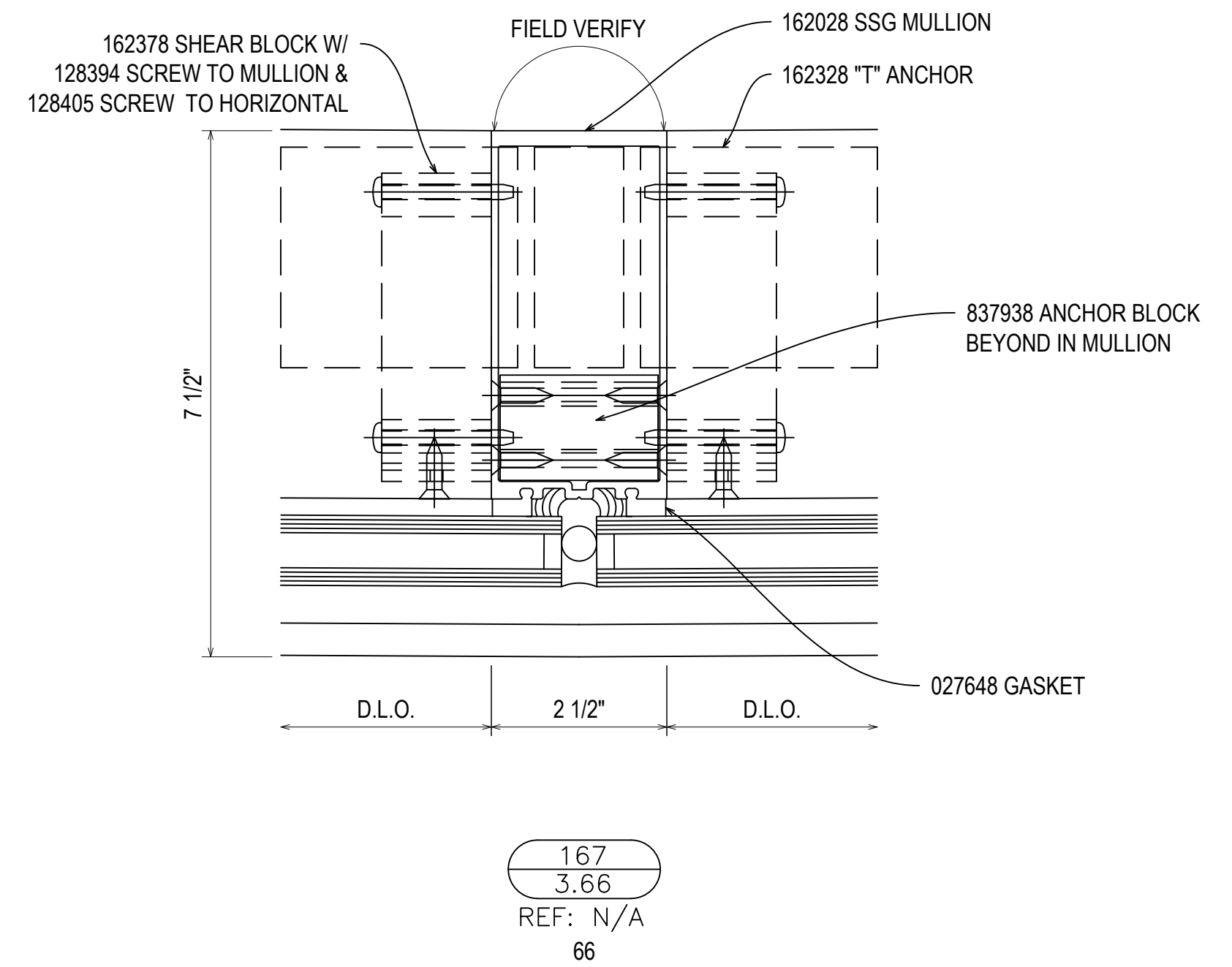
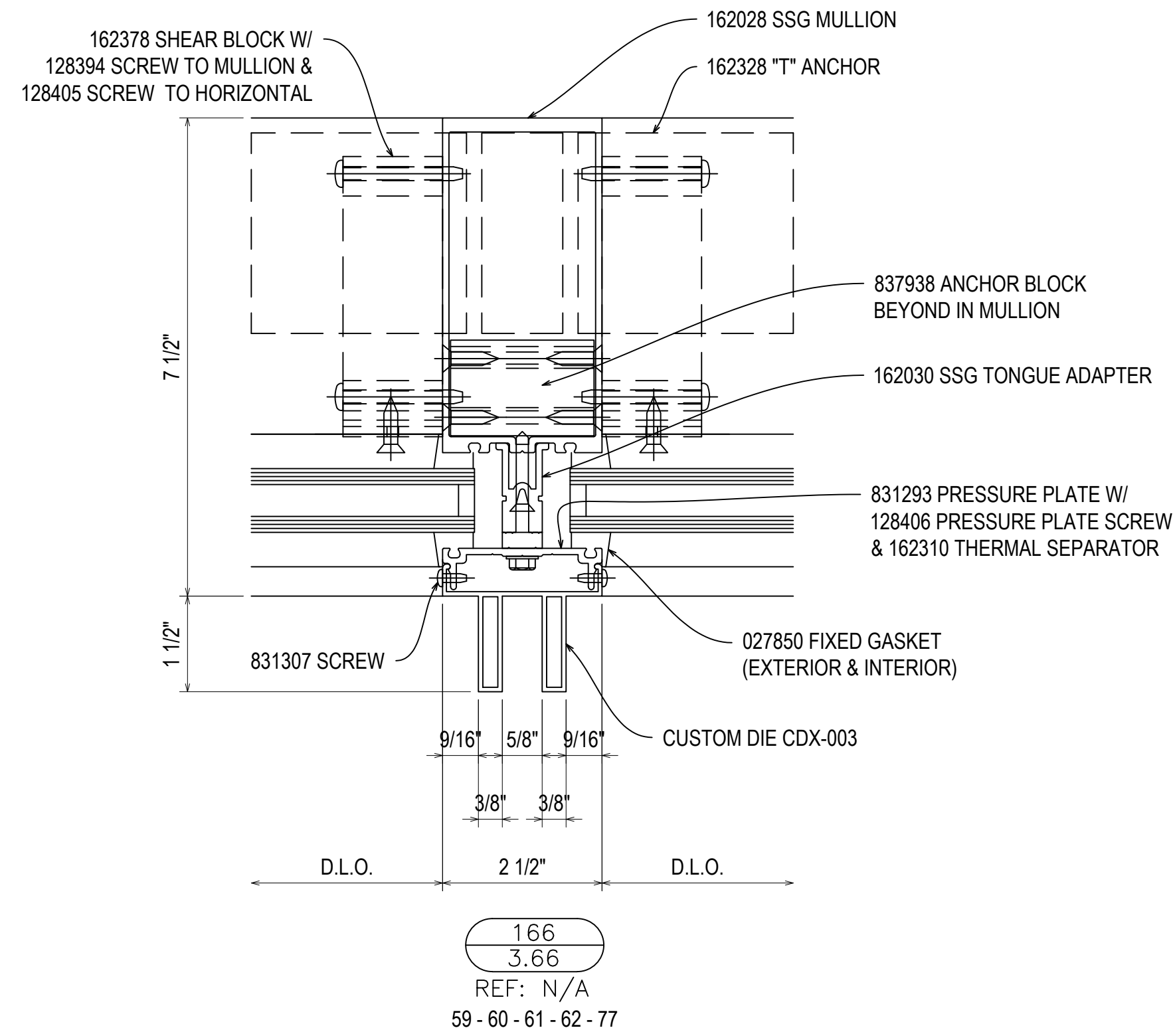
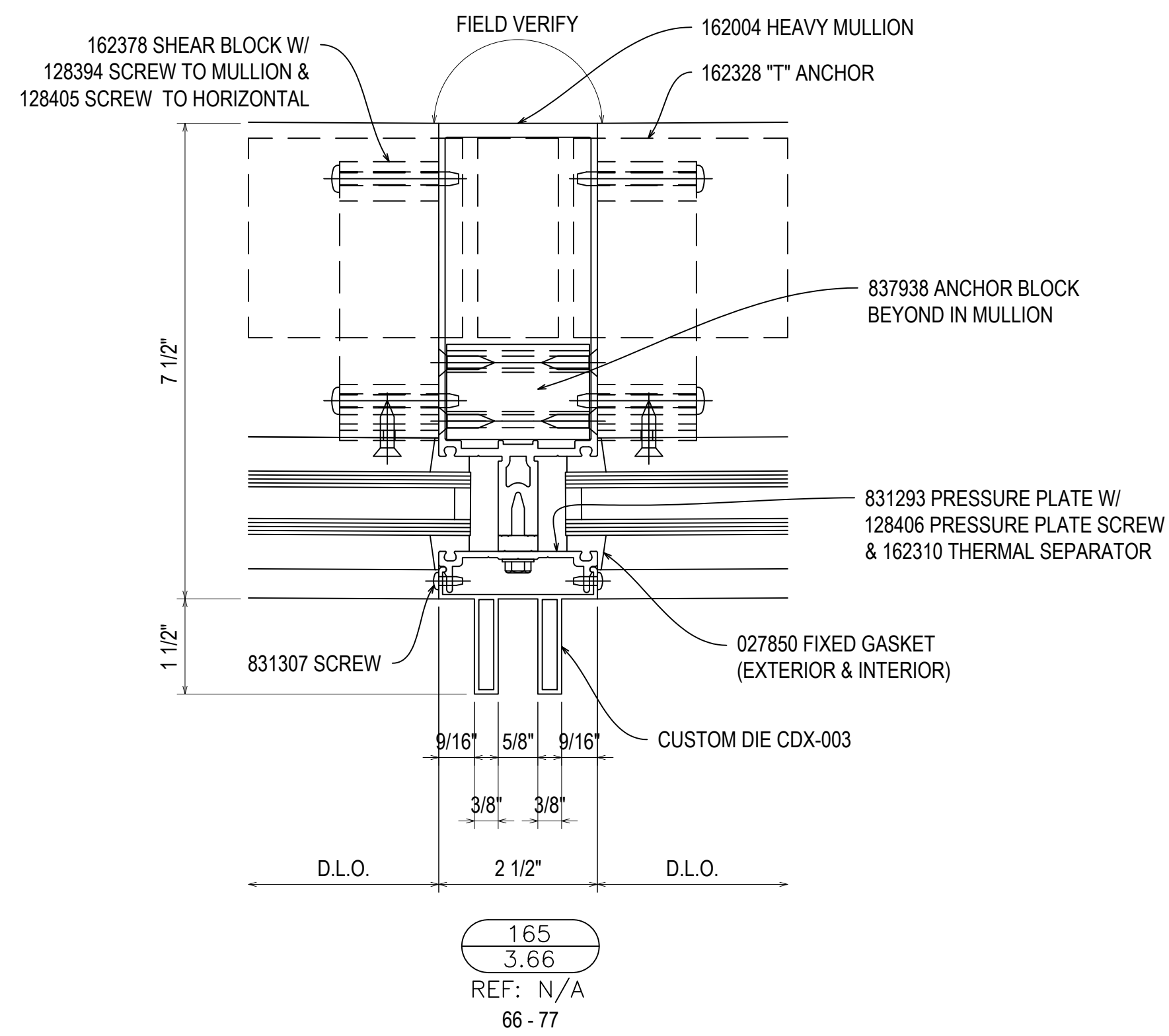


JOB #

DRAWN BY: _RA	DATE: _09.30.22
CHECKED BY: _JT	DATE: _09.30.22

3.65

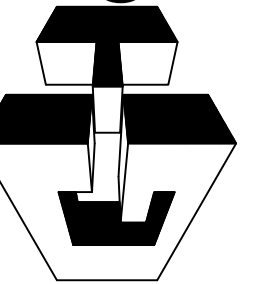
REV.	DESCRIPTION	DATE
A	1ST REVISION	12.21.22
NO	DESCRIPTION	
	DRAWING SUBMISSION	



NGMC GAINESVILLE CLINICAL EXP. (LVL 03 - 09)

743 SPRING ST NE  
GAINESVILLE, GA 30501

GRAHAM-HODGE  
ASSOCIATES INC.



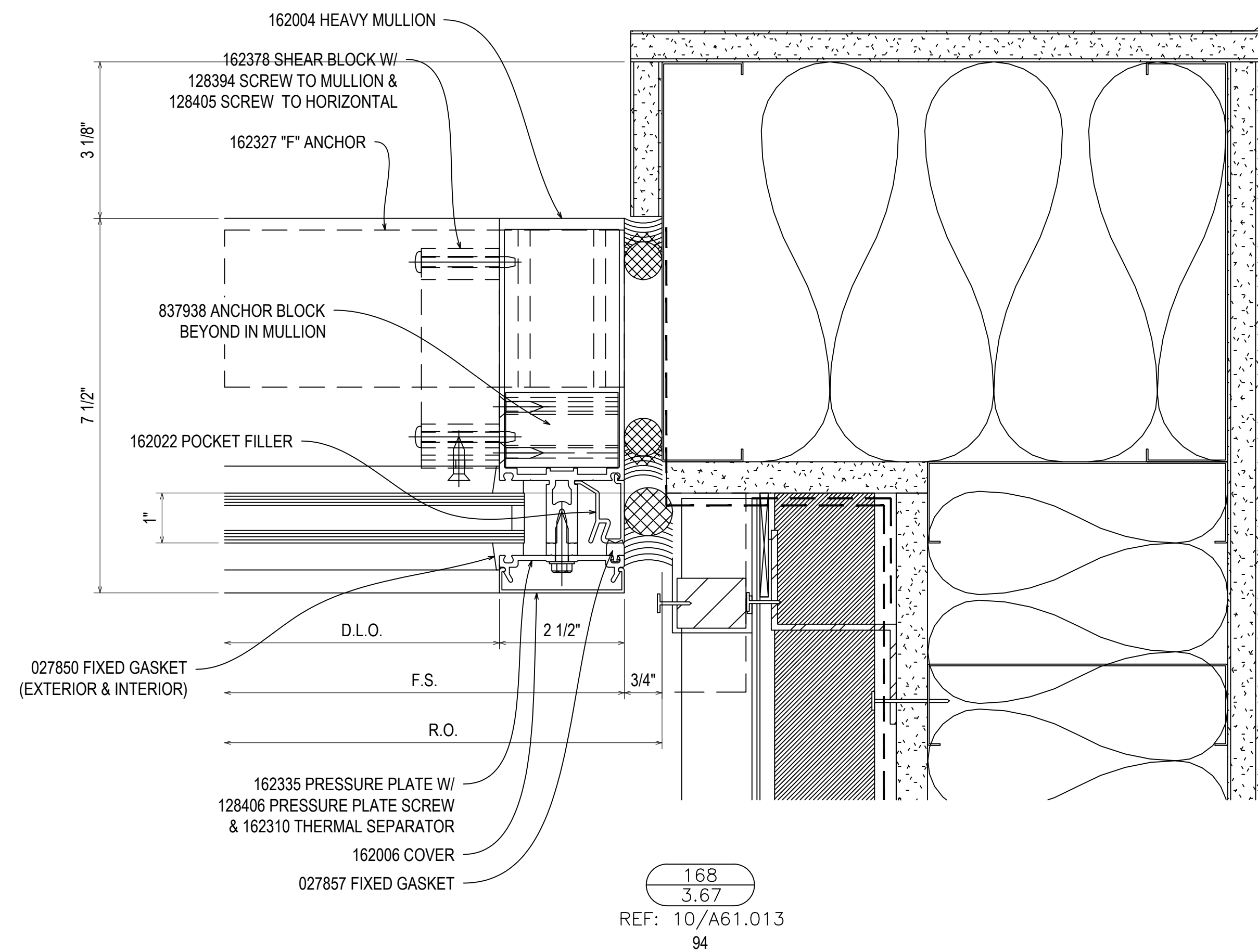
JOB #

DRAWN BY:	DATE:
RA	09.30.22
CHECKED BY:	DATE:
JT	09.30.22

3.66

REV.	DESCRIPTION	DATE
A	157 REVISION	12.28.22
NO	DESCRIPTION	
	DRAWING SUBMISSION	



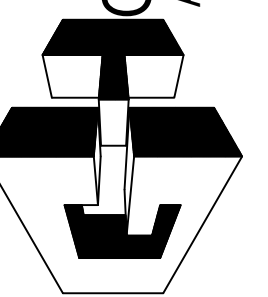


DOOR DETAIL PLACE HOLDER.  
PENDING FURTHER DESIGN INFORMATION.

169  
3.67  
REF: 2/A61.003  
92

NGMC GAINESVILLE CLINICAL EXP. (LVL 03 - 09)  
743 SPRING ST NE  
GAINESVILLE, GA 30501

GRAHAM-HODGE  
ASSOCIATES INC.

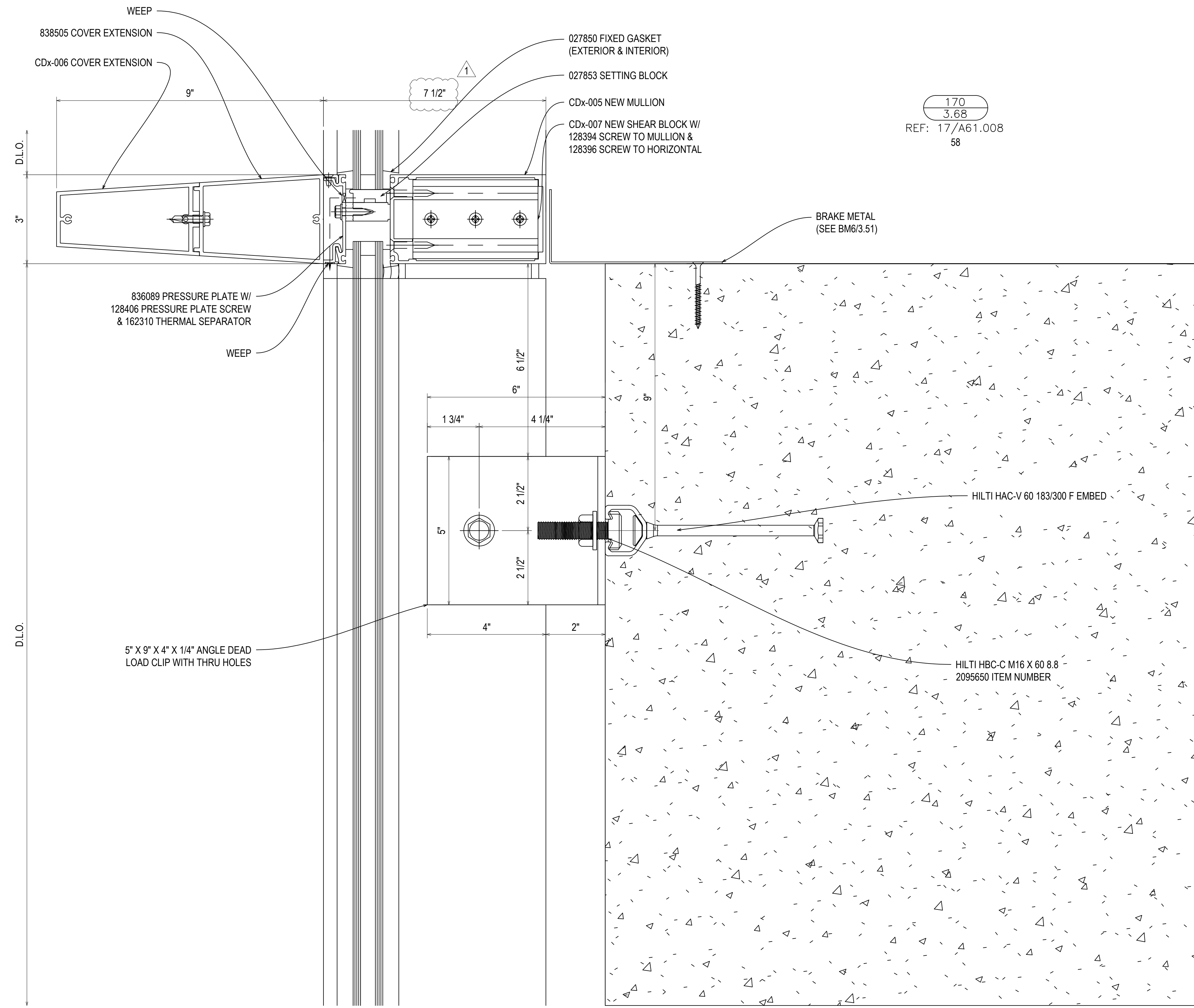


JOB #

DRAWN BY:	DATE:
RA	09.30.22
CHECKED BY:	DATE:
JT	09.30.22

3.67

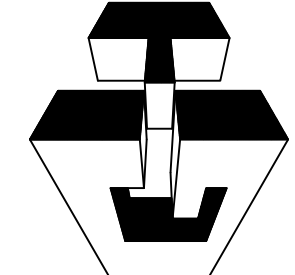
REV.	DESCRIPTION	DATE
A	1ST REVISION	12.21.22
NO	DESCRIPTION	
	DRAWING SUBMISSION	



170  
3.68  
REF: 17/A61.008  
58

NGMC GAINESVILLE CLINICAL EXP. (LVL 03 - 09)  
743 SPRING ST NE  
GAINESVILLE, GA 30501

GRAHAM-HODGE  
ASSOCIATES INC.

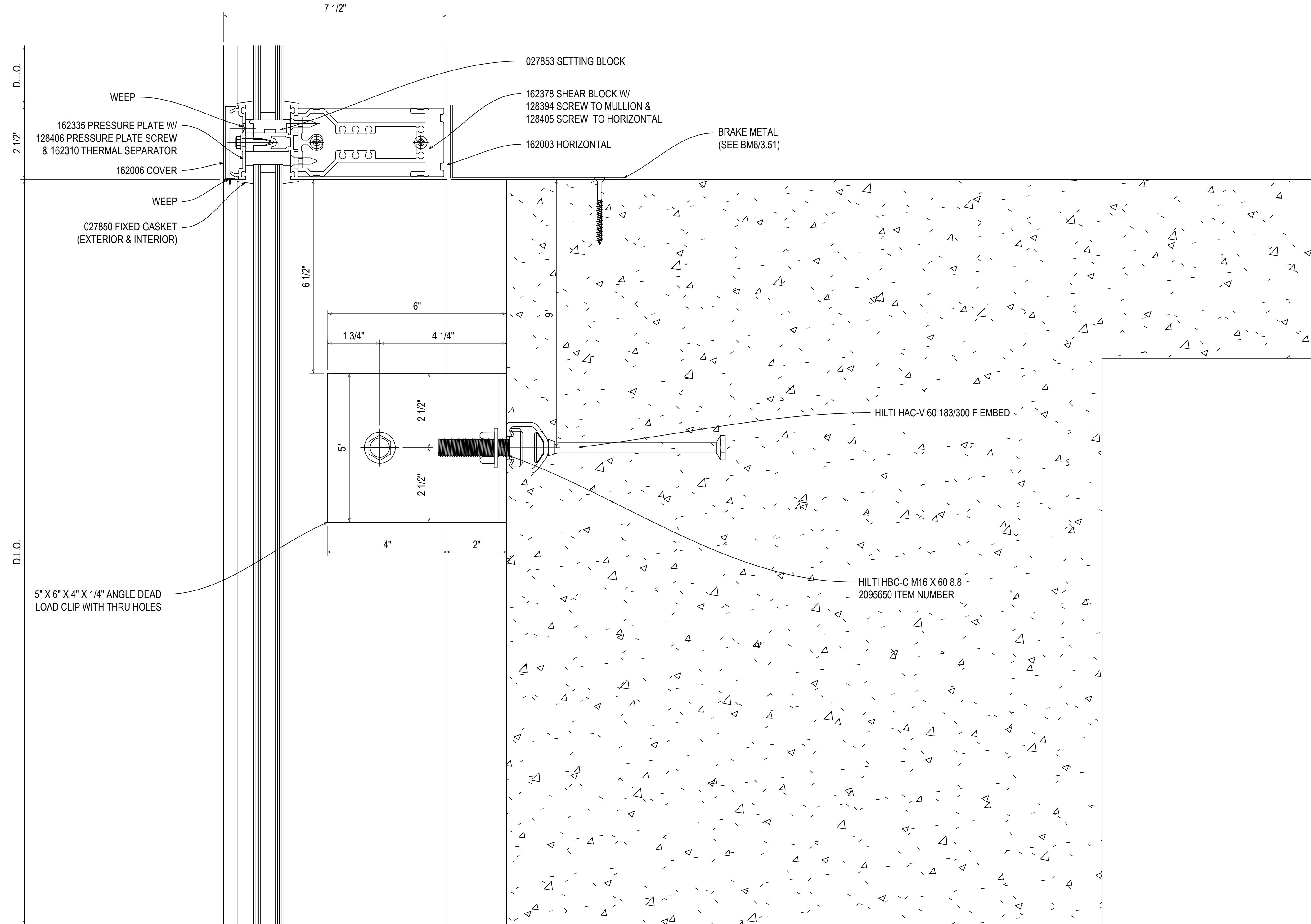


JOB #

DRAWN BY:	DATE:
RA	09.30.22
CHECKED BY:	DATE:
JT	09.30.22

3.68

REV.	DESCRIPTION	DATE
A	1ST REVISION	12.20.22
NO	DESCRIPTION	
	DRAWING SUBMISSION	



D.L.O.  
2 1/2"

D.L.O.

7 1/2"

6 1/2"

1 3/4" 4 1/4" 9"

5" 2 1/2" 2 1/2" 4" 2"

027853 SETTING BLOCK  
162378 SHEAR BLOCK W/  
128394 SCREW TO MULLION &  
128405 SCREW TO HORIZONTAL  
162003 HORIZONTAL  
BRAKE METAL  
(SEE BM6/3.51)

162335 PRESSURE PLATE W/  
128406 PRESSURE PLATE SCREW  
& 162310 THERMAL SEPARATOR  
162006 COVER  
WEEP  
WEEP  
027850 FIXED GASKET  
(EXTERIOR & INTERIOR)

5" X 6" X 4" X 1/4" ANGLE DEAD  
LOAD CLIP WITH THRU HOLES

HILTI HAC-V 60 183/300 F EMBED

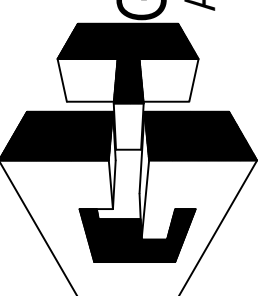
HILTI HBC-C M16 X 60 8.8  
2095650 ITEM NUMBER

170A  
3.68A  
REF: 10/A61.008  
66 - 67 - 68

REV.	DESCRIPTION	DATE
A	1ST REVISION	12/21/22
NO	DESCRIPTION	
	DRAWING SUBMISSION	

NGMC GAINESVILLE CLINICAL EXP. (LVL 03 - 09)  
743 SPRING ST NE  
GAINESVILLE, GA 30501

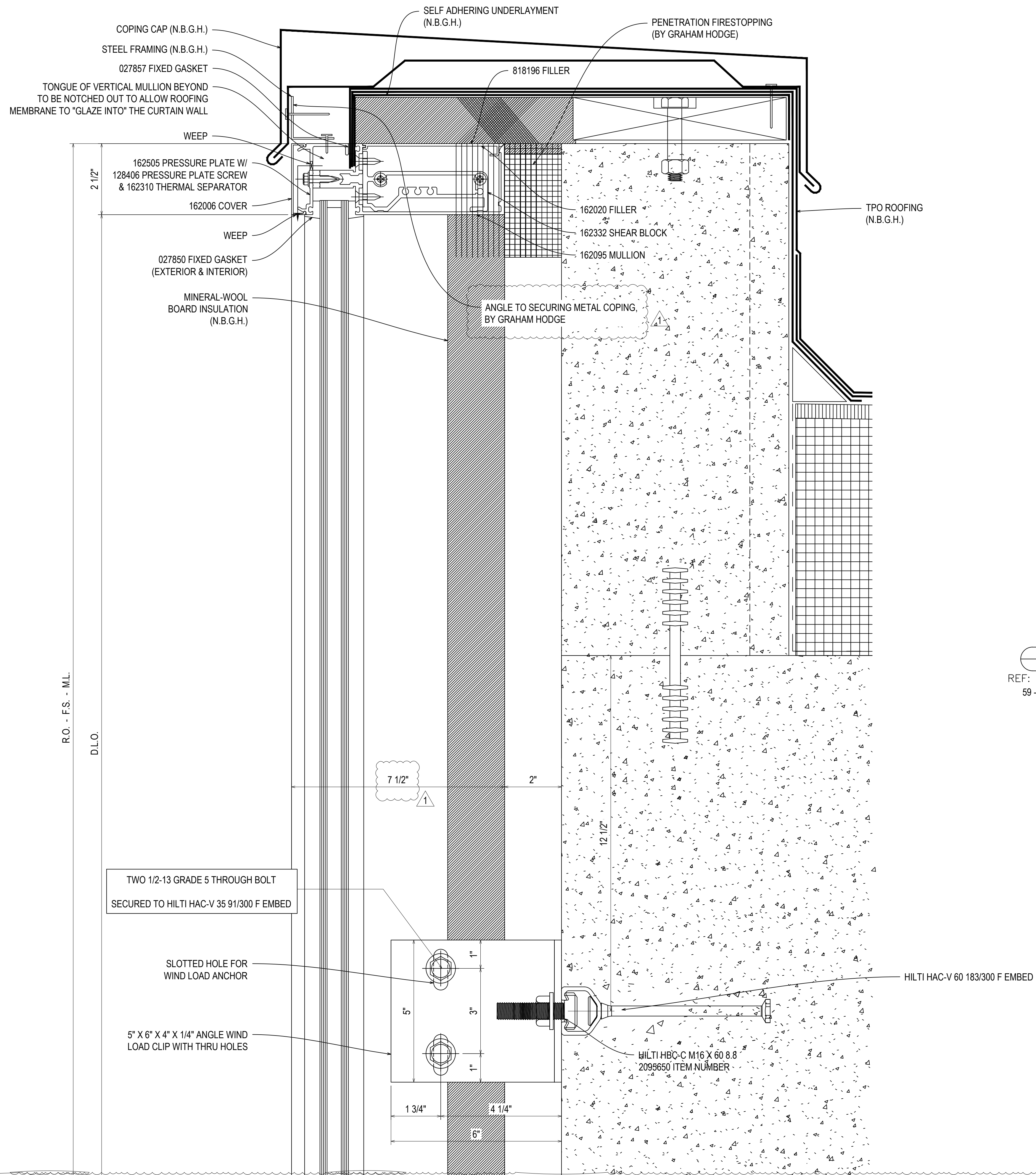
**GRAHAM-HODGE**  
ASSOCIATES INC.



JOB #

DRAWN BY: _RA	DATE: _09.30.22
CHECKED BY: _JT	DATE: _09.30.22

**3.68A**



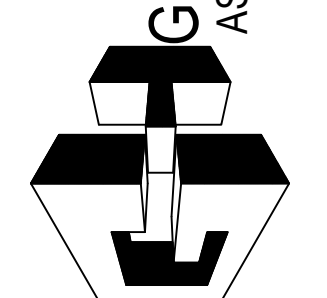
R.O. - F.S. - M.L.  
D.L.O.

171  
3.69  
REF: 4/A61.011  
59-60-61-94

REV.	DESCRIPTION	DATE
A	1ST REVISION	12/20/22
NO	DESCRIPTION	
	DRAWING SUBMISSION	

**NGMC GAINESVILLE CLINICAL EXP. (LVL 03 - 09)**  
743 SPRING ST NE  
GAINESVILLE, GA 30501

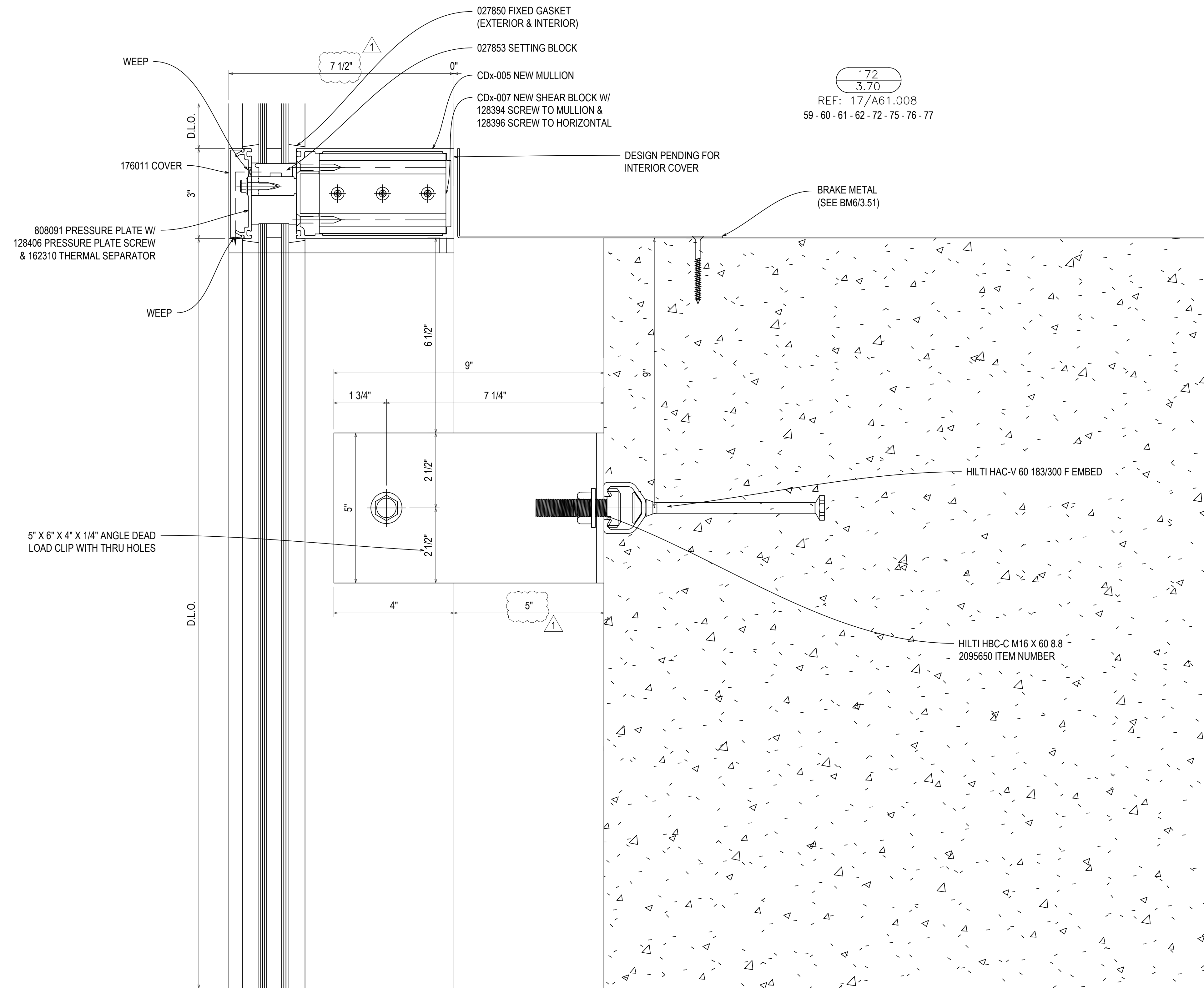
**GRAHAM-HODGE**  
ASSOCIATES INC.



JOB #

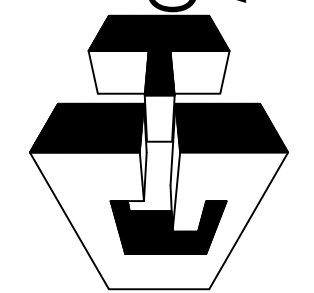
DRAWN BY:	DATE:
RA	09.30.22
CHECKED BY:	DATE:
JT	09.30.22

**3.69**



NGMC GAINESVILLE CLINICAL EXP. (LVL 03 - 09)  
743 SPRING ST NE  
GAINESVILLE, GA 30501

GRAHAM-HODGE  
ASSOCIATES INC.



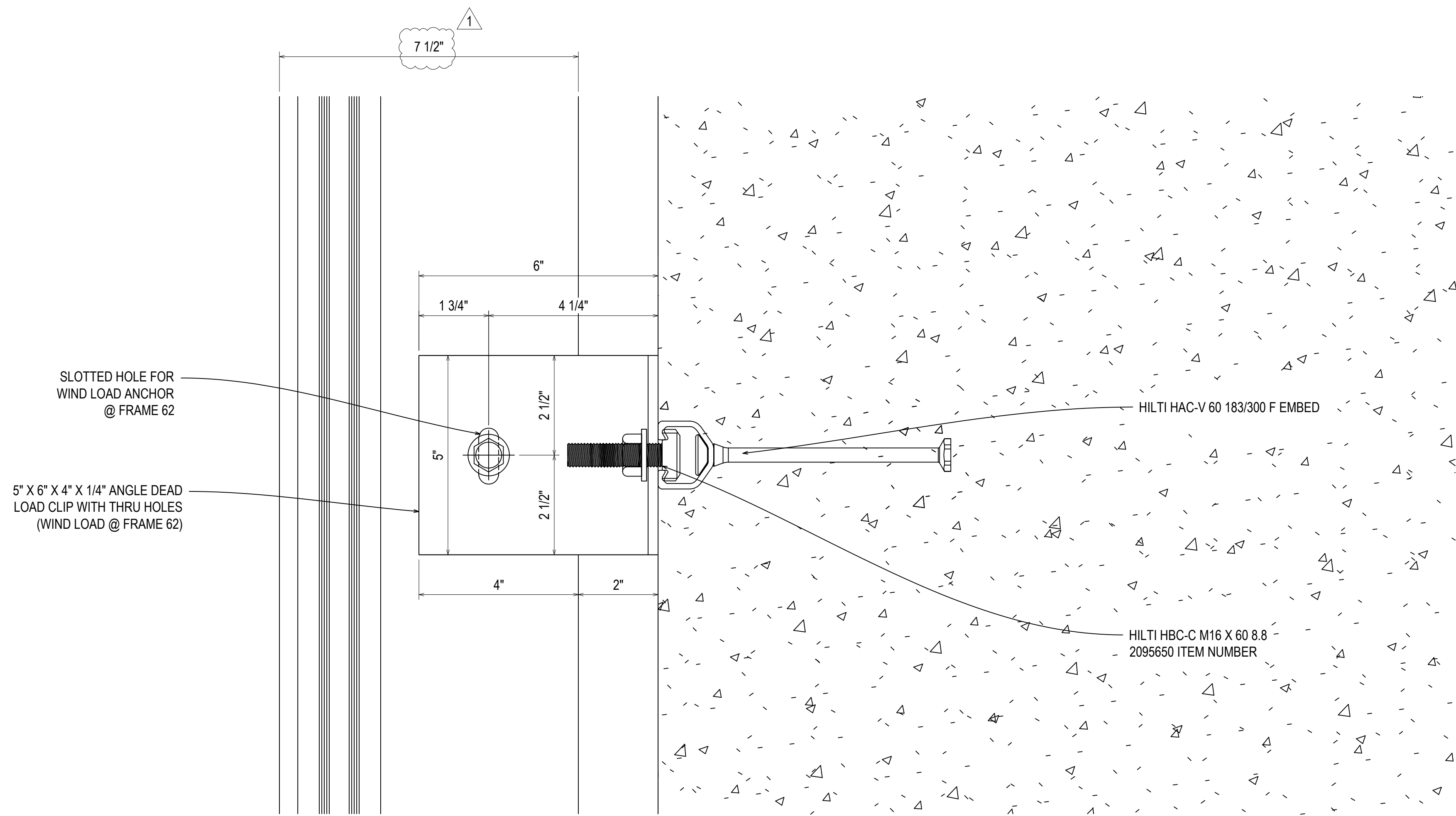
JOB #

DRAWN BY:	DATE:
RA	09.30.22
CHECKED BY:	DATE:
JT	09.30.22

3.70

REV.	DESCRIPTION	DATE
A	1ST REVISION	12/21/22
NO	DESCRIPTION	
	DRAWING SUBMISSION	

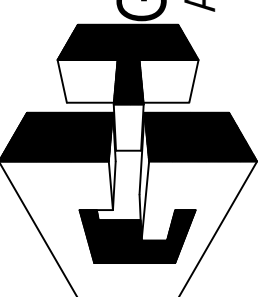




172A  
3.70A  
REF: N/A  
58 - 62

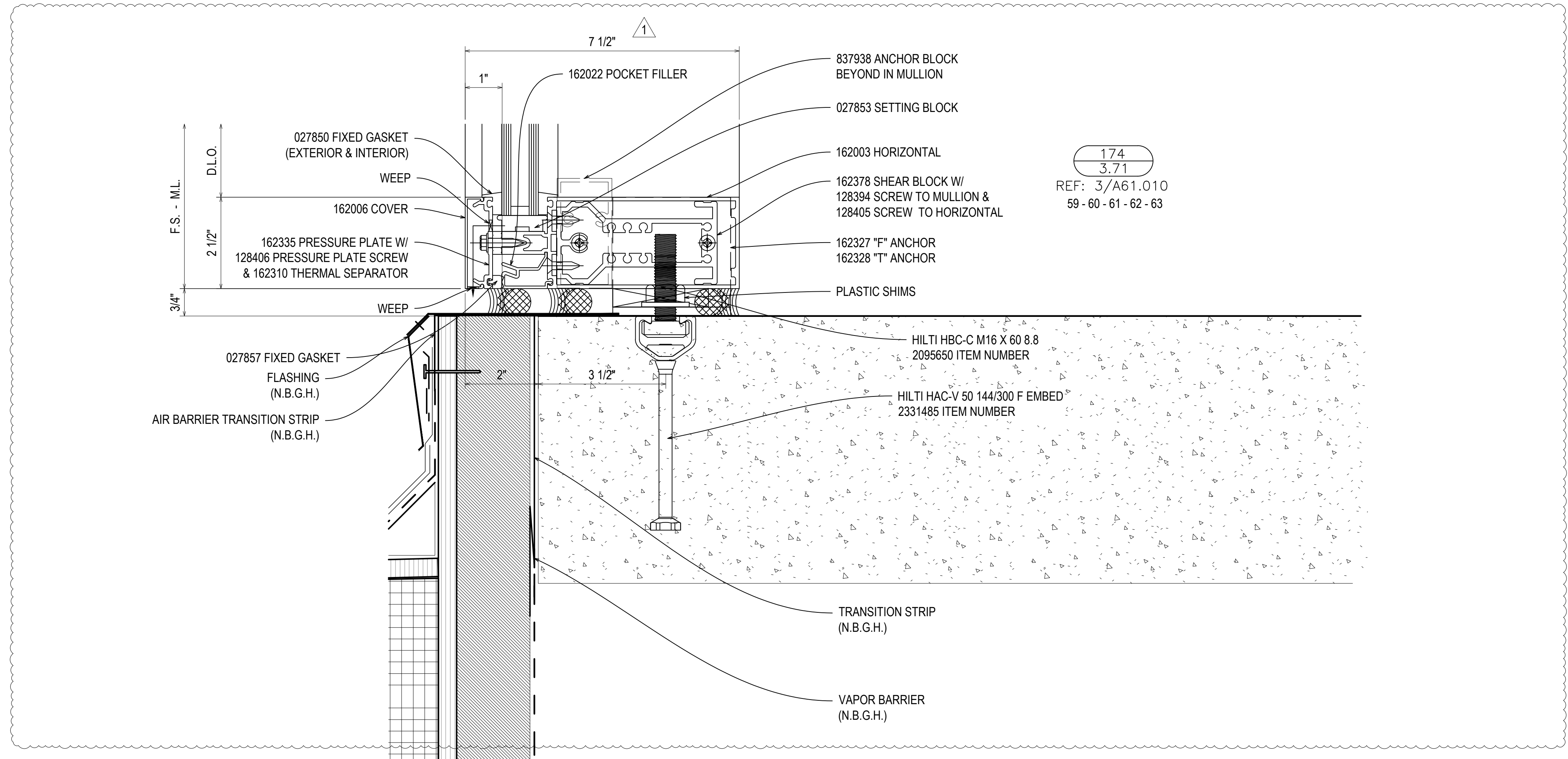
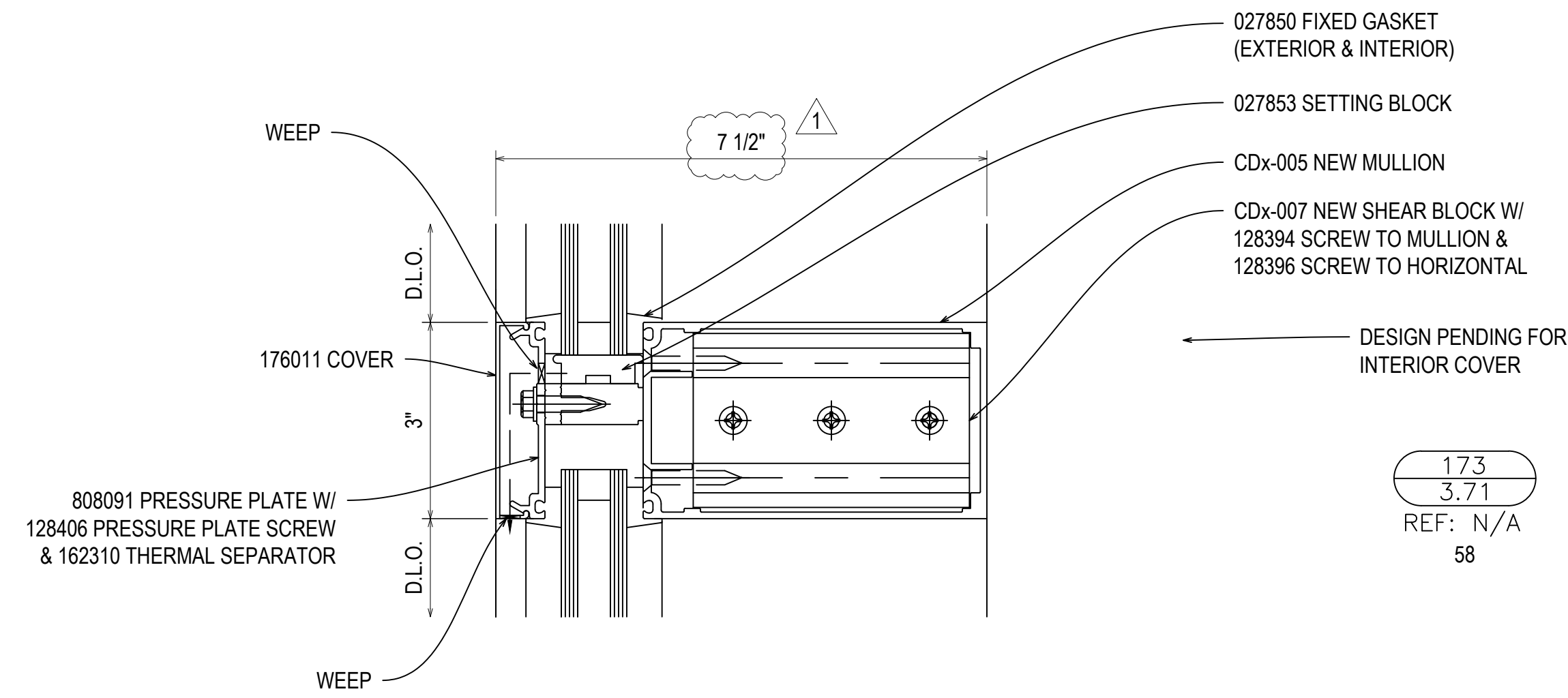
REV.	DESCRIPTION	DATE
A	1ST REVISION	12/21/22
NO	DESCRIPTION	
	DRAWING SUBMISSION	

**NGMC GAINESVILLE CLINICAL EXP. (LVL 03 - 09)**  
743 SPRING ST NE  
GAINESVILLE, GA 30501

  
**GRAHAM-HODGE**  
 ASSOCIATES INC.  
 JOB #

DRAWN BY:	DATE:
RA	09.30.22
CHECKED BY:	DATE:
JT	09.30.22

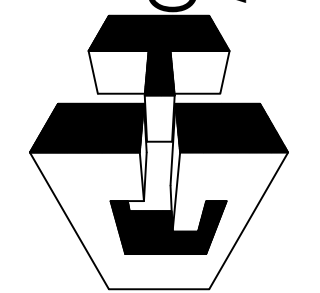
**3.70A**



REV.	DESCRIPTION	DATE
A	1ST REVISION	12/21/22
NO	DESCRIPTION	
	DRAWING SUBMISSION	

**NGMC GAINESVILLE CLINICAL EXP. (LVL 03 - 09)**  
 743 SPRING ST NE  
 GAINESVILLE, GA 30501

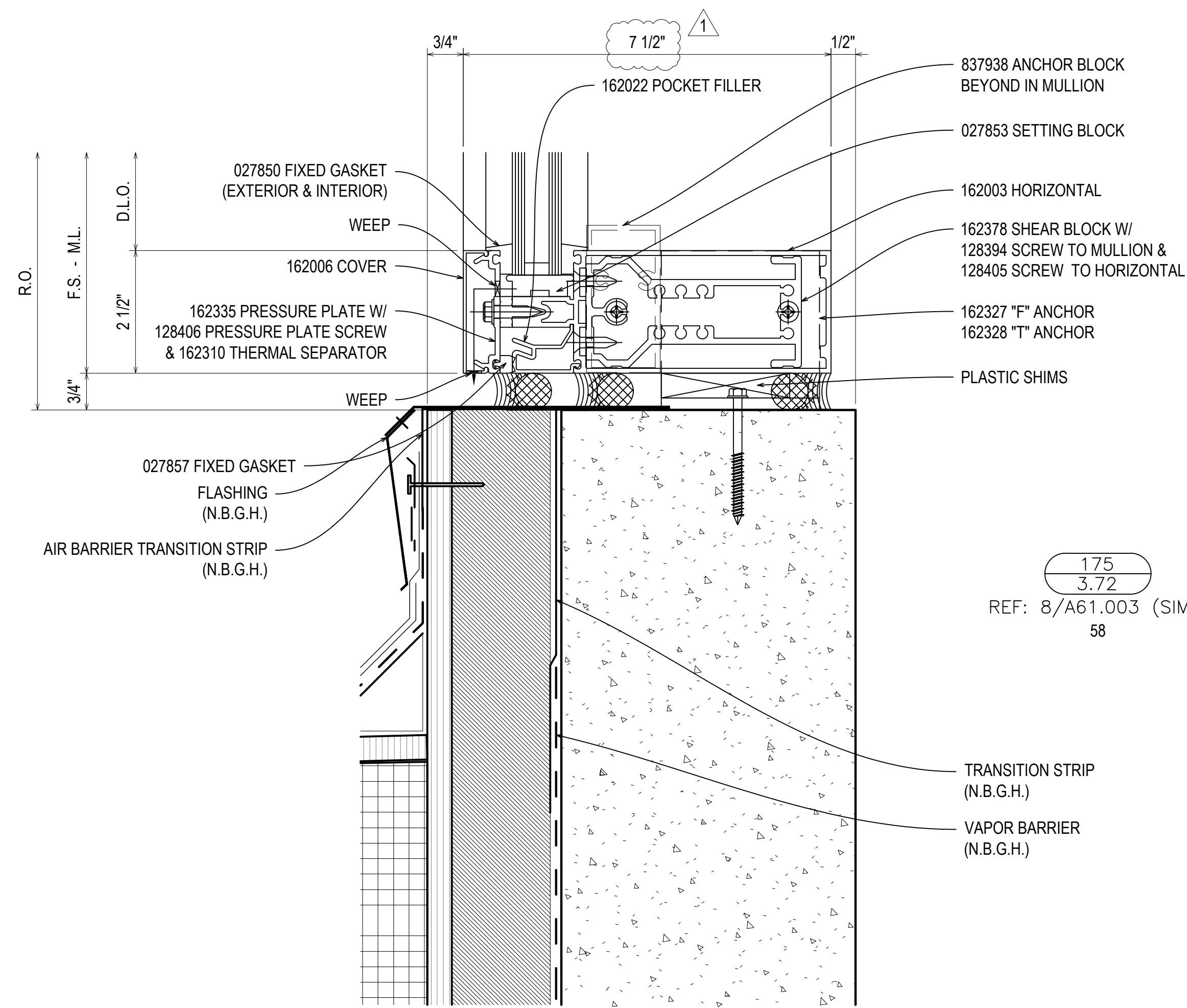
**GRAHAM-HODGE**  
 ASSOCIATES INC.



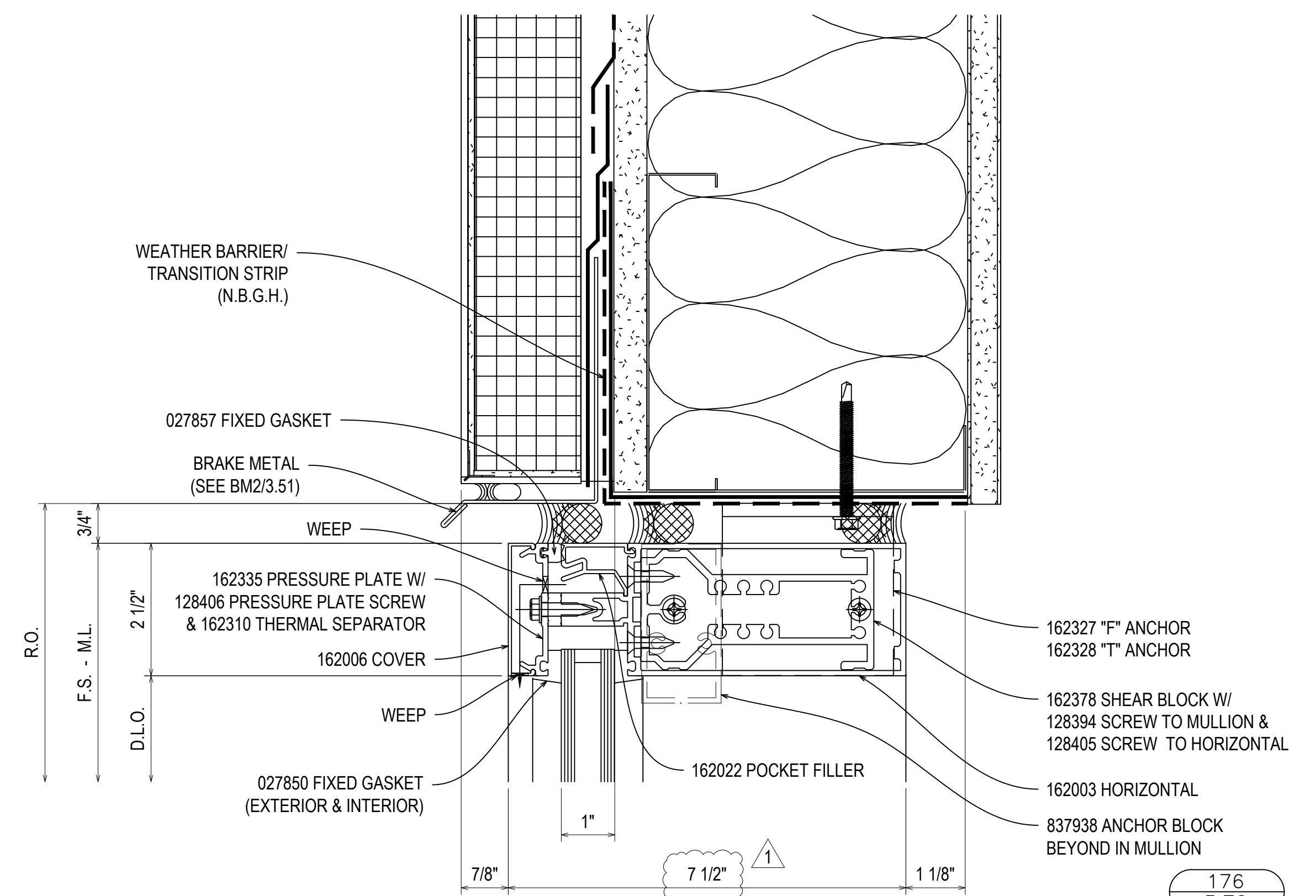
JOB #

DRAWN BY:	DATE:
RA	09.30.22
CHECKED BY:	DATE:
JT	09.30.22

**3.71**



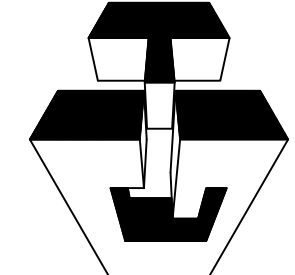
175  
3.72  
REF: 8/A61.003 (SIM.)  
58



176  
3.72  
REF: 10/A61.003  
62

NGMC GAINESVILLE CLINICAL EXP. (LVL 03 - 09)  
743 SPRING ST NE  
GAINESVILLE, GA 30501

GRAHAM-HODGE  
ASSOCIATES INC.

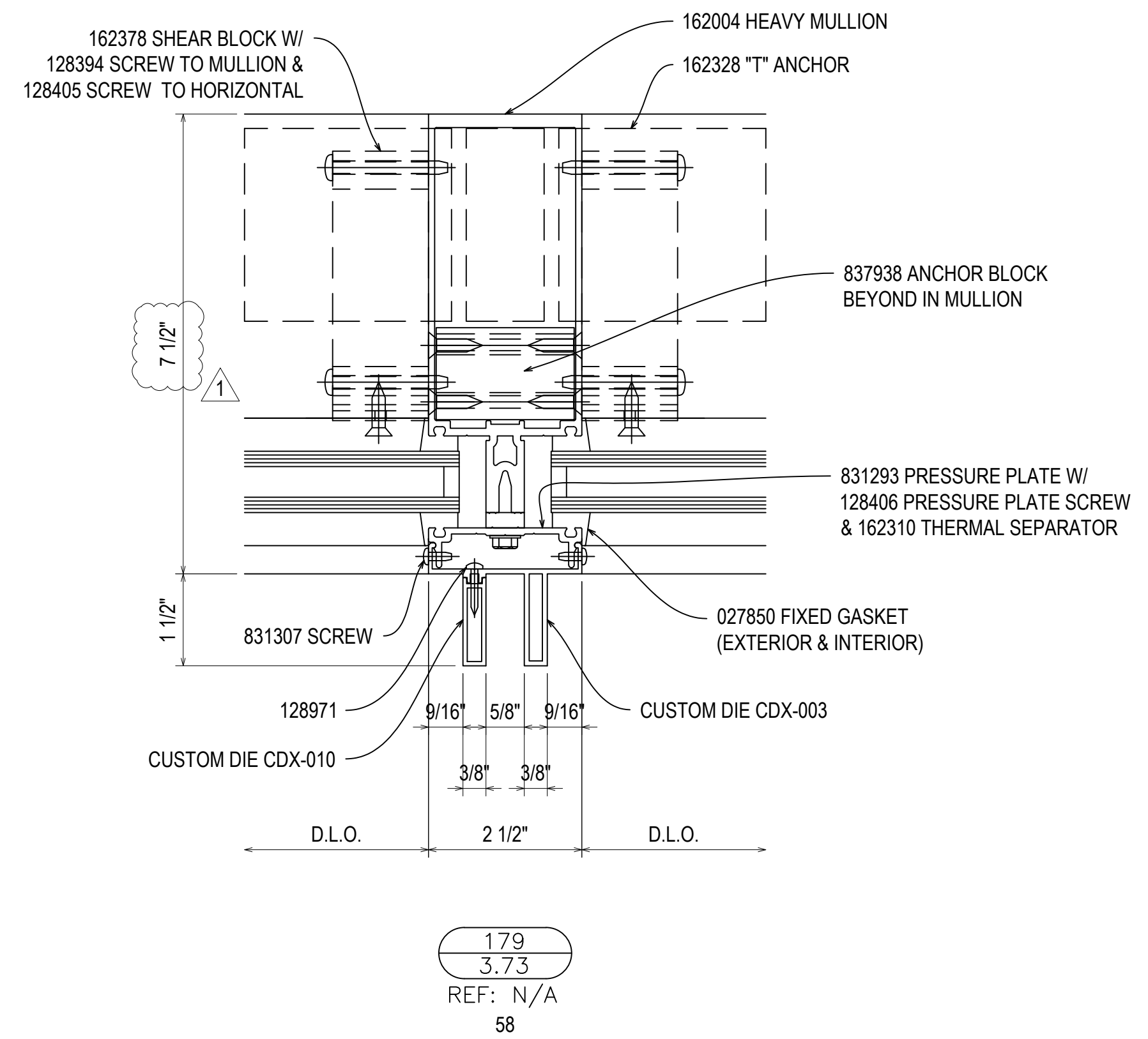
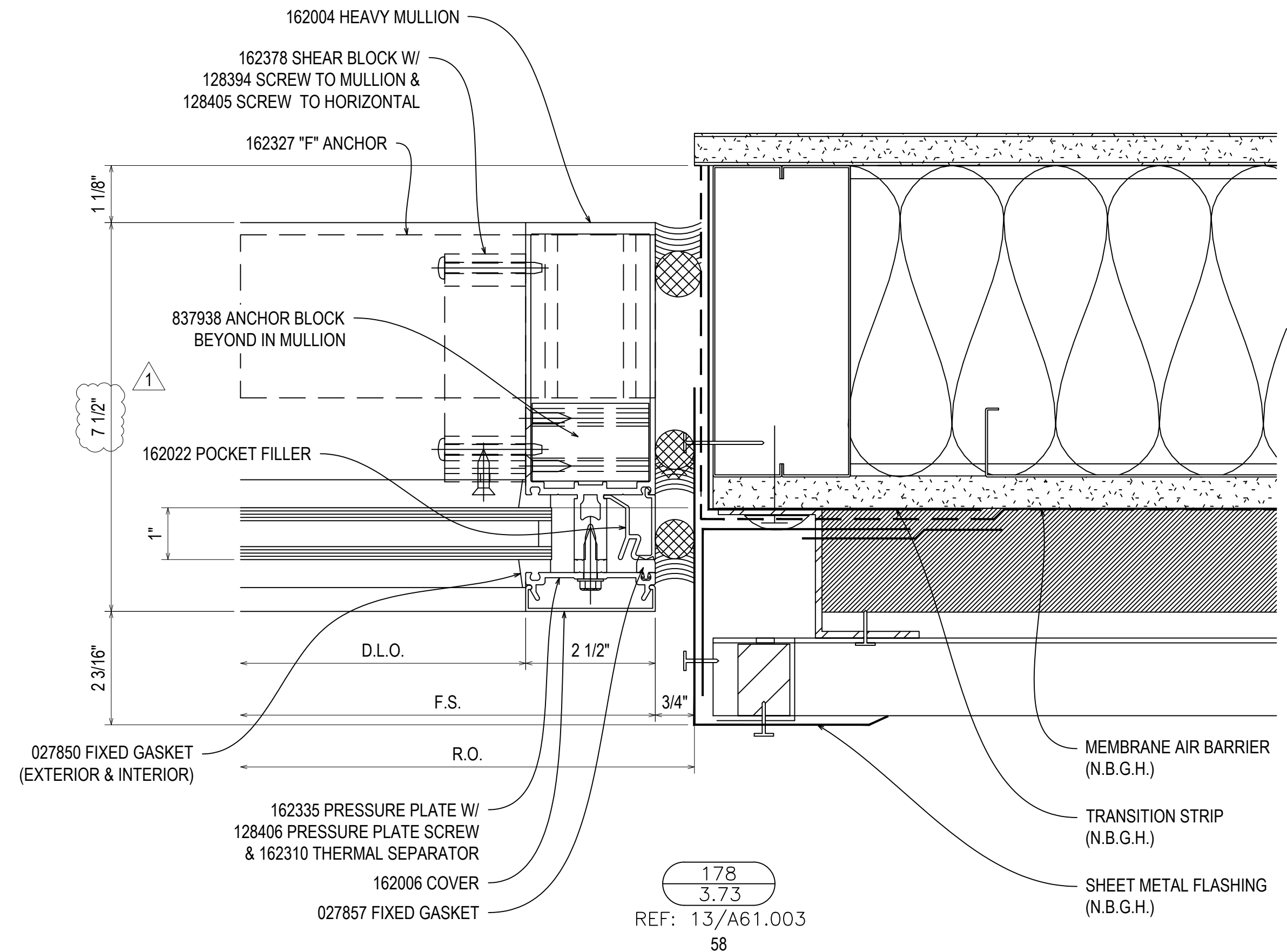
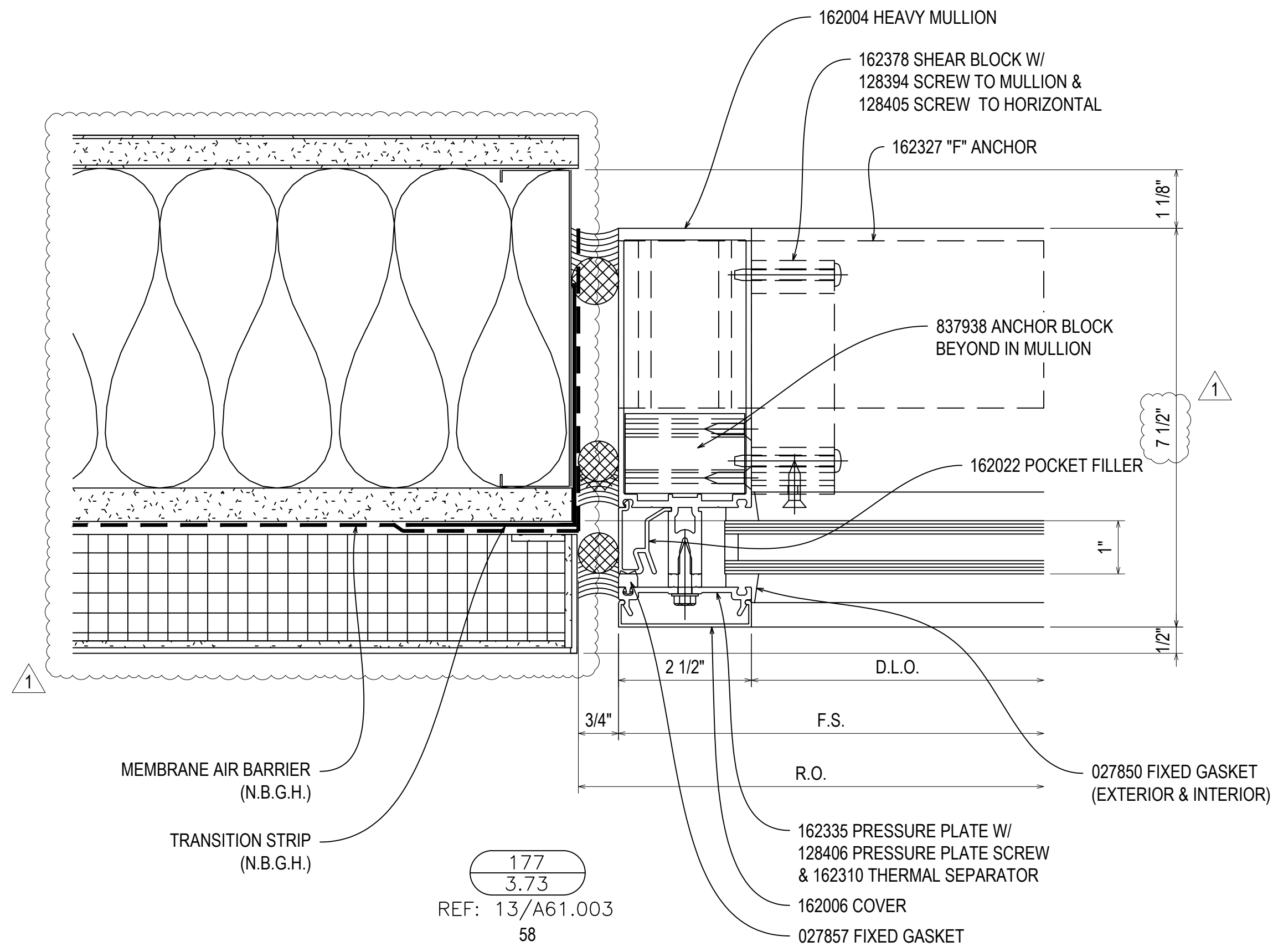


JOB #

DRAWN BY:	DATE:
RA	09.30.22
CHECKED BY:	DATE:
JT	09.30.22

REV.	DESCRIPTION	DATE
A	1ST REVISION	12.20.22
NO	DESCRIPTION	
	DRAWING SUBMISSION	

3.72



REV.	DESCRIPTION	DATE
A <td>1ST REVISION <td>12/20/22</td> </td>	1ST REVISION <td>12/20/22</td>	12/20/22
NO	DESCRIPTION	
	DRAWING SUBMISSION	

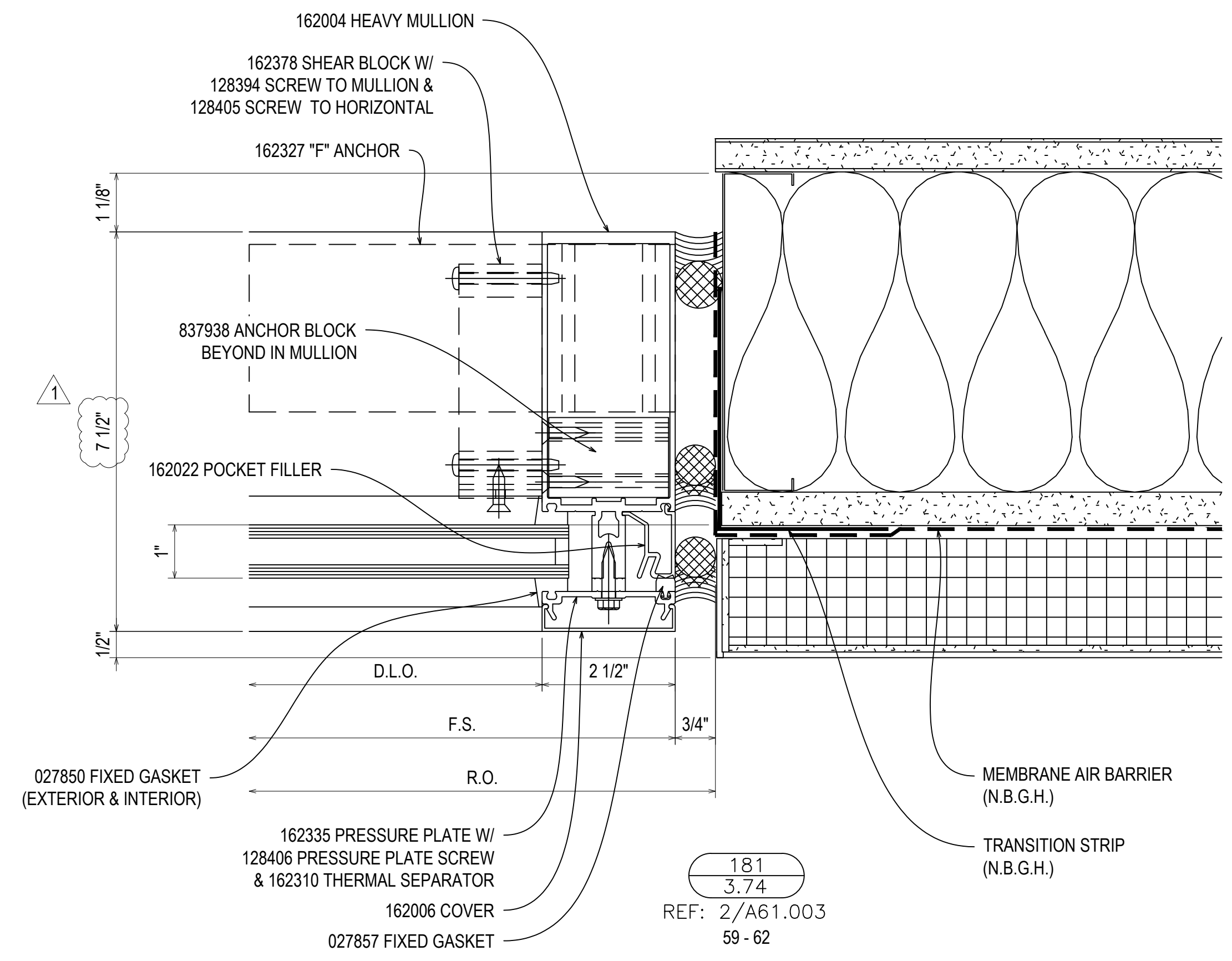
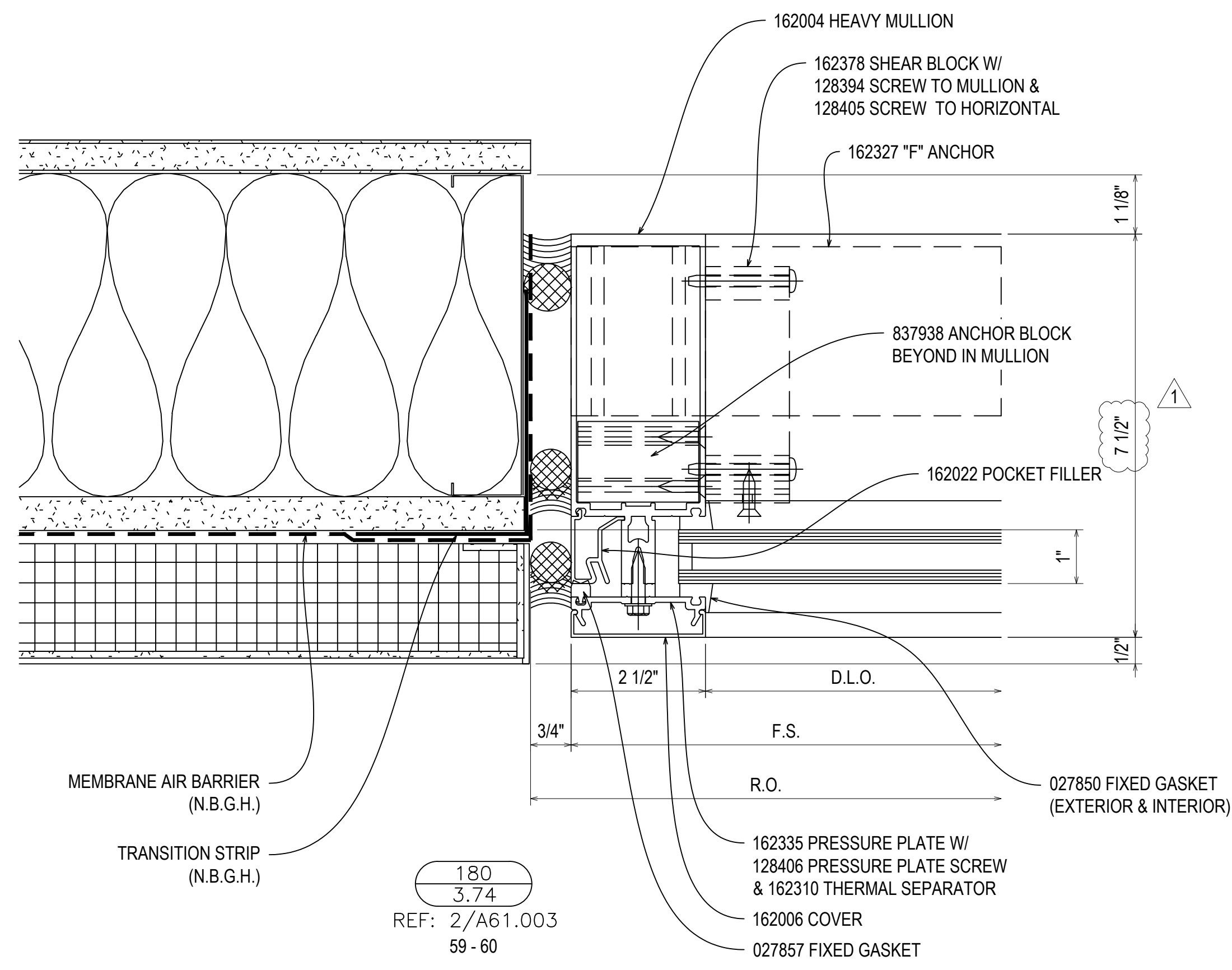
NGMC GAINESVILLE CLINICAL EXP. (LVL 03 - 09)  
743 SPRING ST NE  
GAINESVILLE, GA 30501

**GRAHAM-HODGE**  
ASSOCIATES INC.

JOB #

DRAWN BY:	DATE:
RA	09.30.22
CHECKED BY:	DATE:
JT	09.30.22

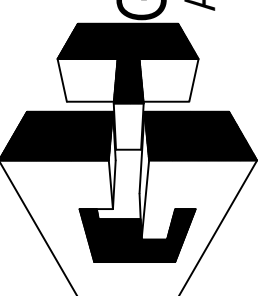
3.73



REV.	DESCRIPTION	DATE
A	1ST REVISION	12/21/22
NO	DESCRIPTION	
	DRAWING SUBMISSION	

**NGMC GAINESVILLE CLINICAL EXP. (LVL 03 - 09)**  
 743 SPRING ST NE  
 GAINESVILLE, GA 30501

**GRAHAM-HODGE**  
 ASSOCIATES INC.

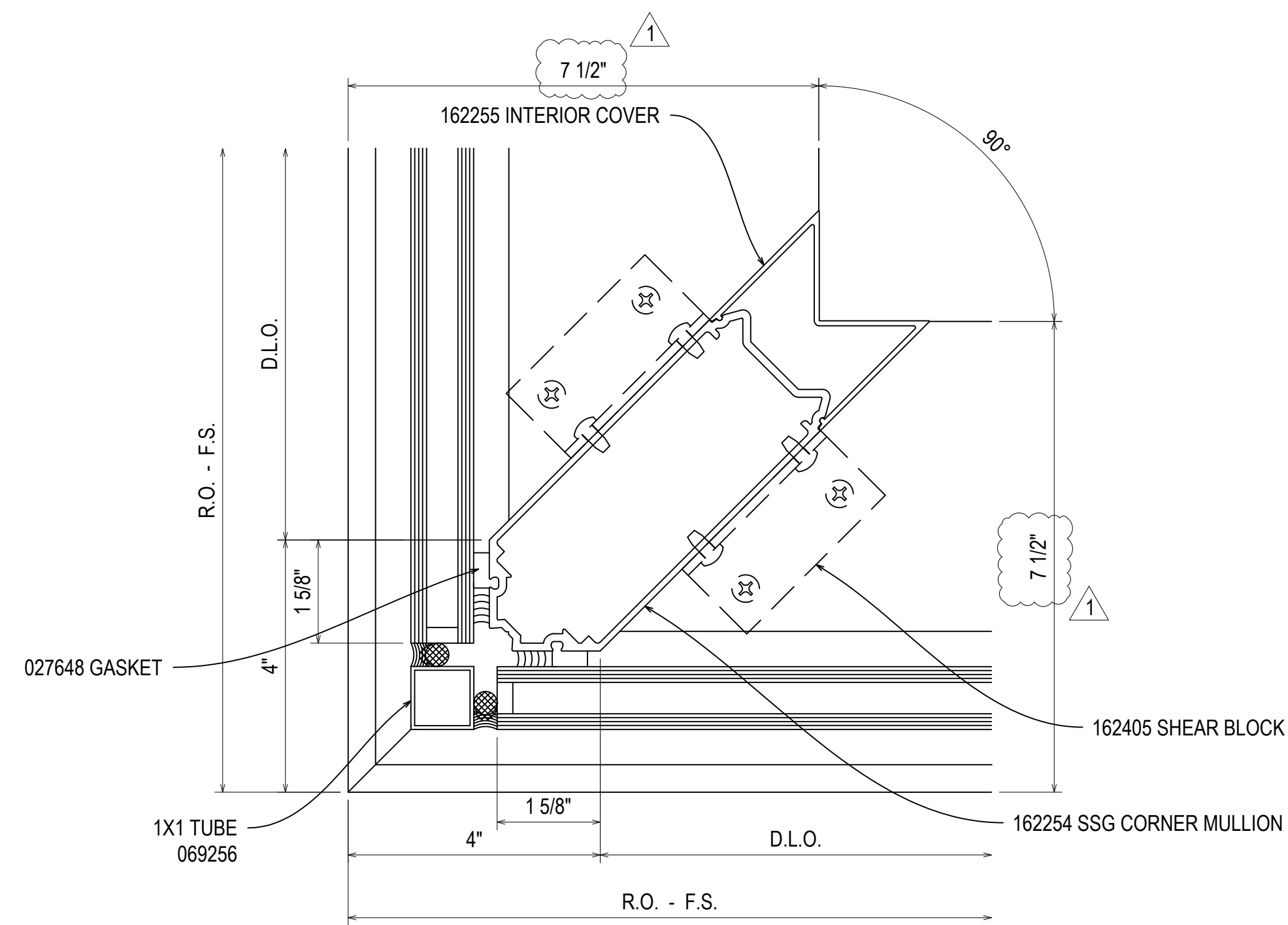


JOB #

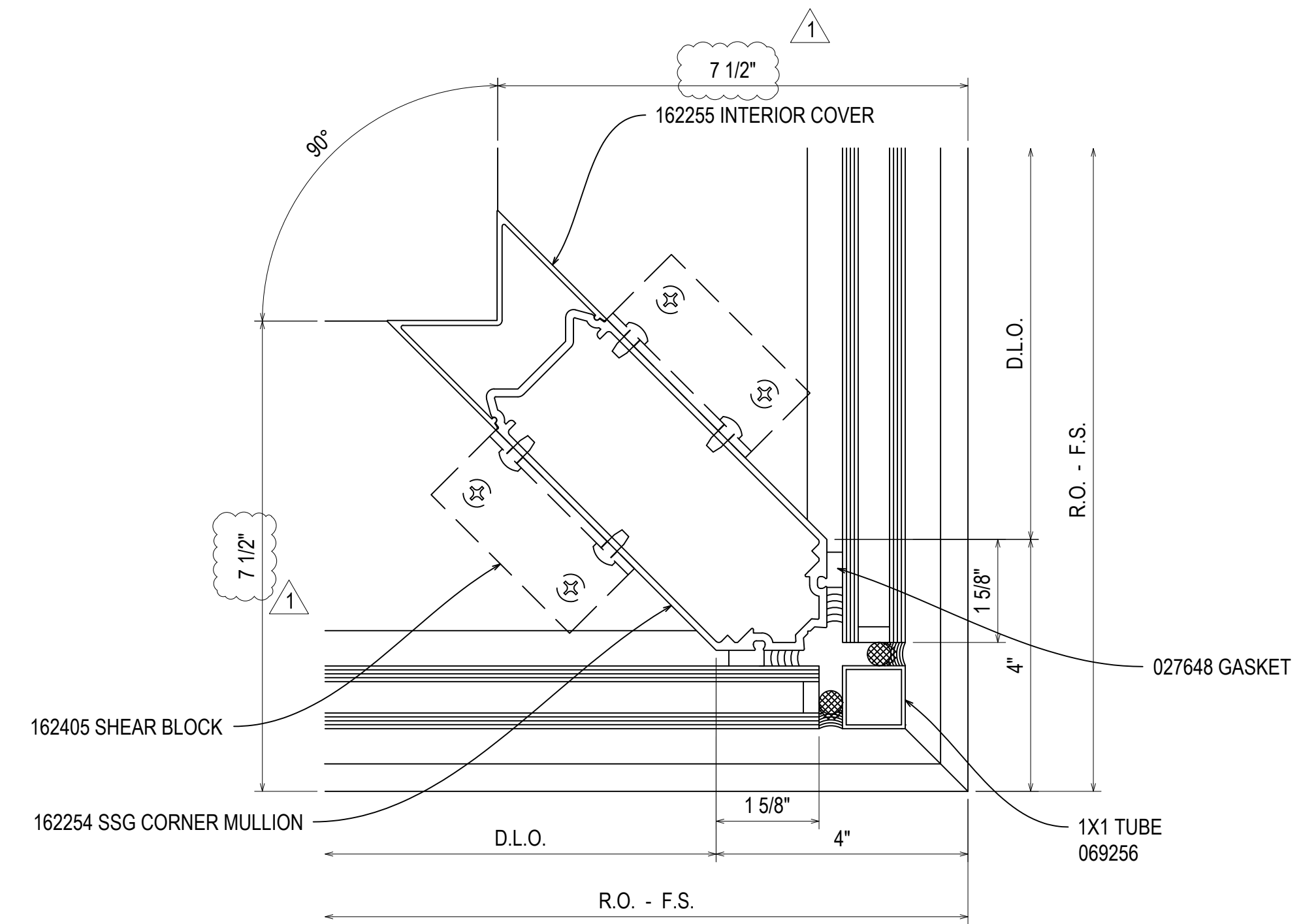
DRAWN BY:	DATE:
RA	09.30.22
CHECKED BY:	DATE:
JT	09.30.22

**3.74**





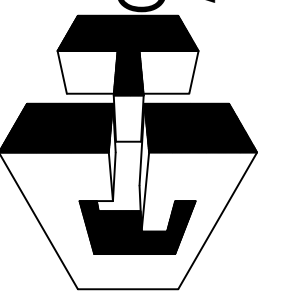
182  
3.75  
REF: N/A  
61



183  
3.75  
REF: N/A  
60

NGMC GAINESVILLE CLINICAL EXP. (LVL 03 - 09)  
743 SPRING ST NE  
GAINESVILLE, GA 30501

GRAHAM-HODGE  
ASSOCIATES INC.

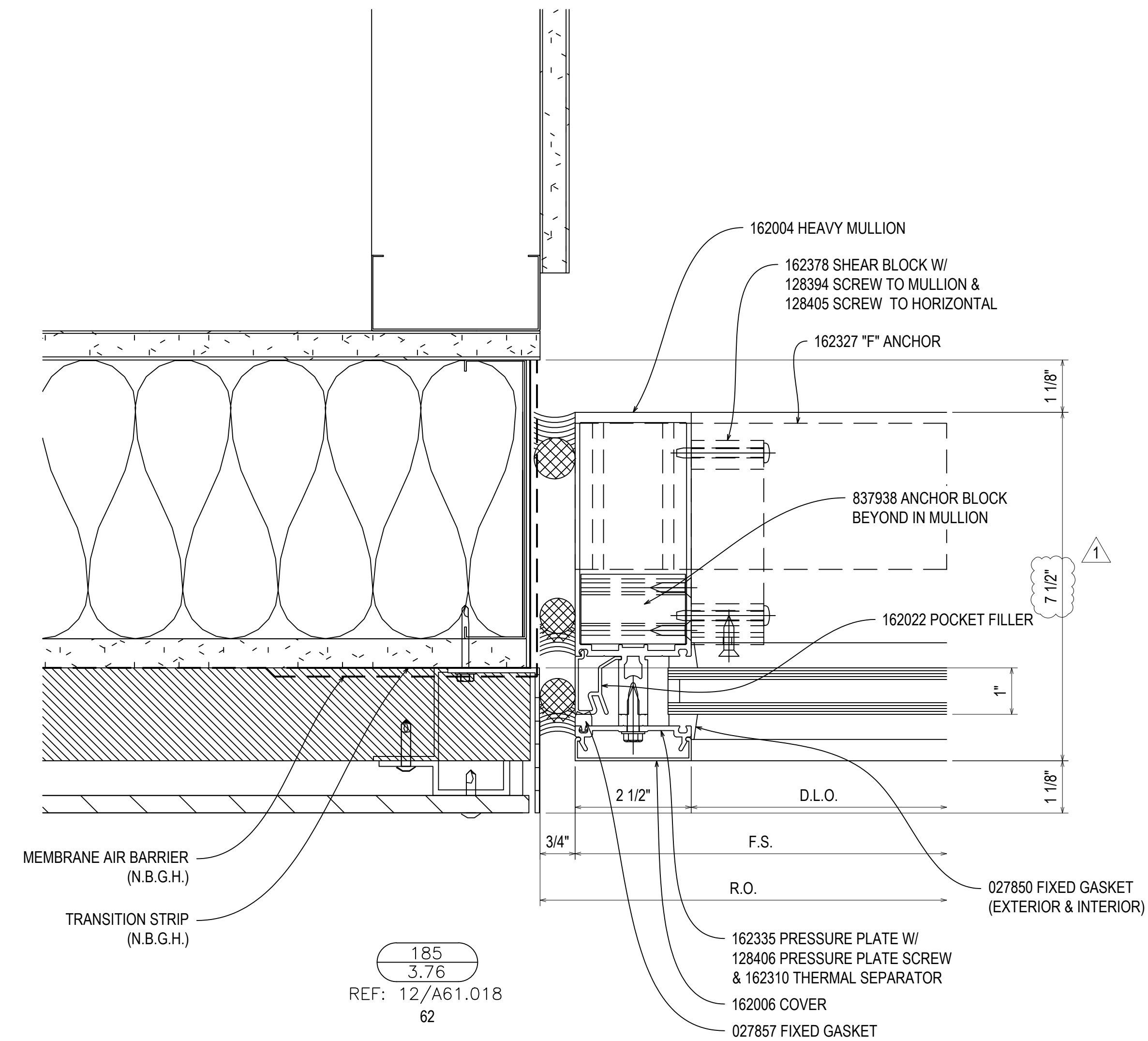
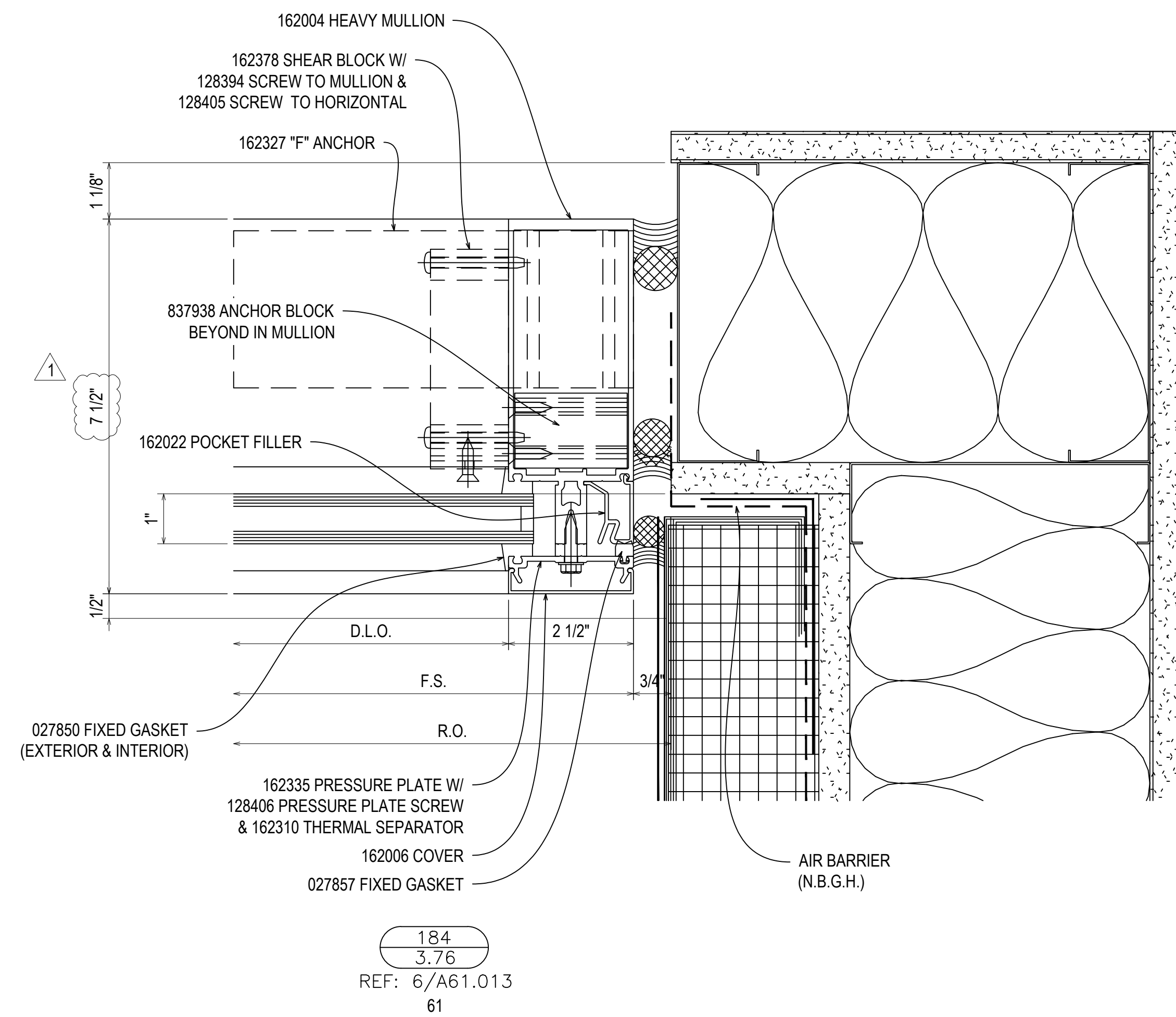


JOB #

DRAWN BY:	DATE:
RA	09.30.22
CHECKED BY:	DATE:
JT	09.30.22


3.75

REV.	DESCRIPTION	DATE
A	1ST REVISION	12.21.22
NO	DESCRIPTION	
	DRAWING SUBMISSION	



NGMC GAINESVILLE CLINICAL EXP. (LVL 03 - 09)  
 743 SPRING ST NE  
 GAINESVILLE, GA 30501

GRAHAM-HODGE  
 ASSOCIATES INC.

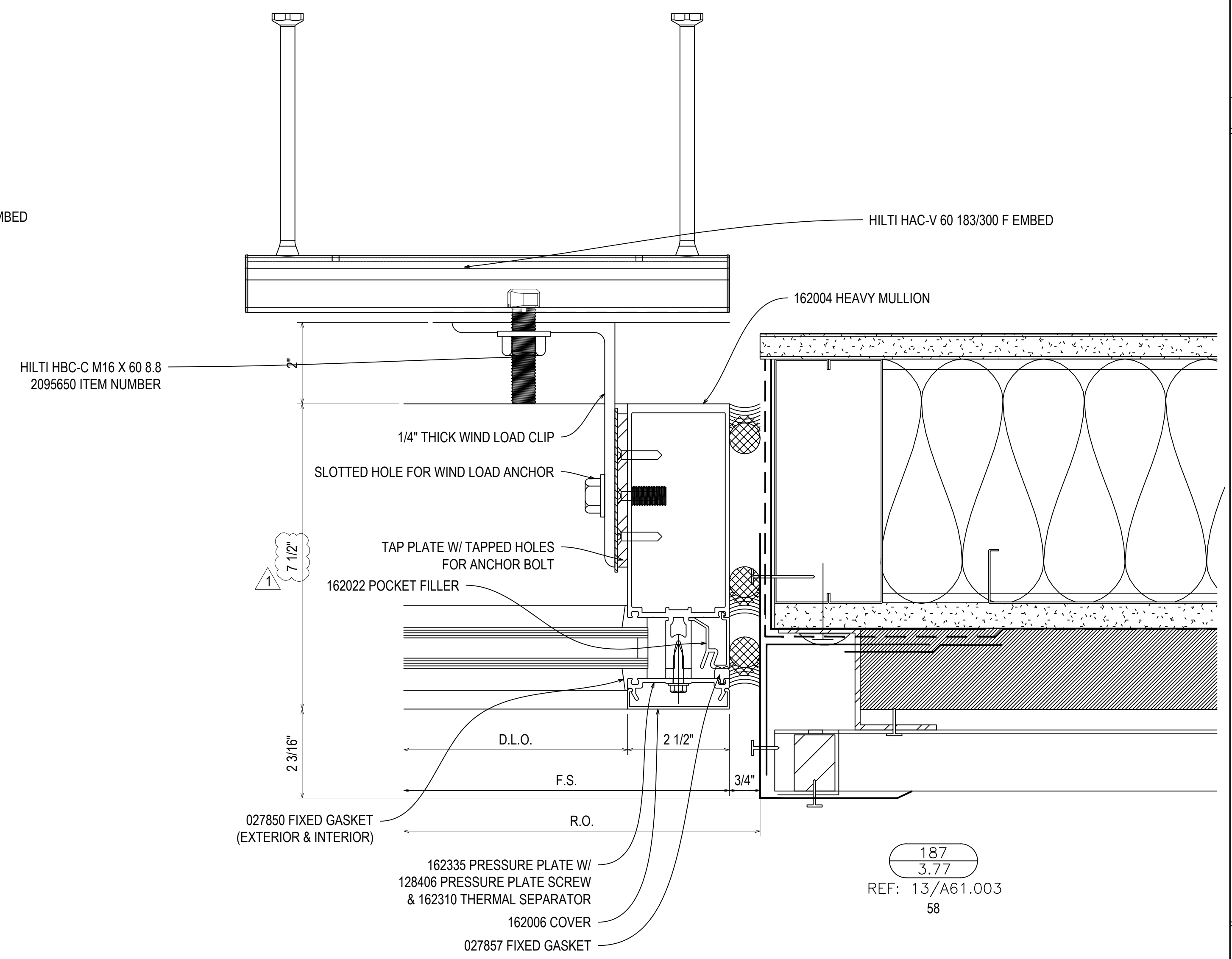
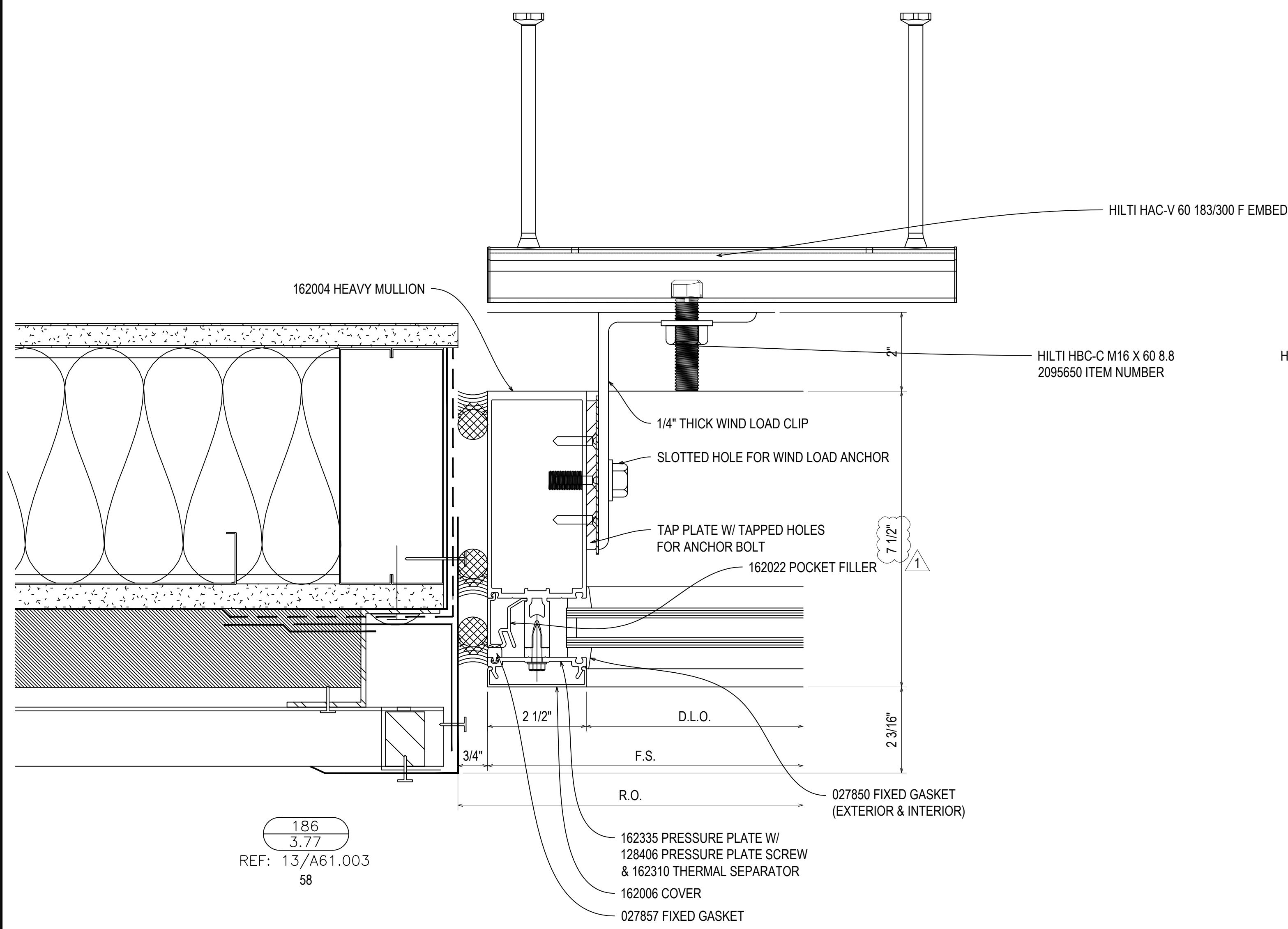


JOB #


DRAWN BY: RA DATE: 09.30.22  
 CHECKED BY: JT DATE: 09.30.22

3.76

REV.	DESCRIPTION	DATE
A	1ST REVISION	12.28.22
NO	DESCRIPTION	
	DRAWING SUBMISSION	



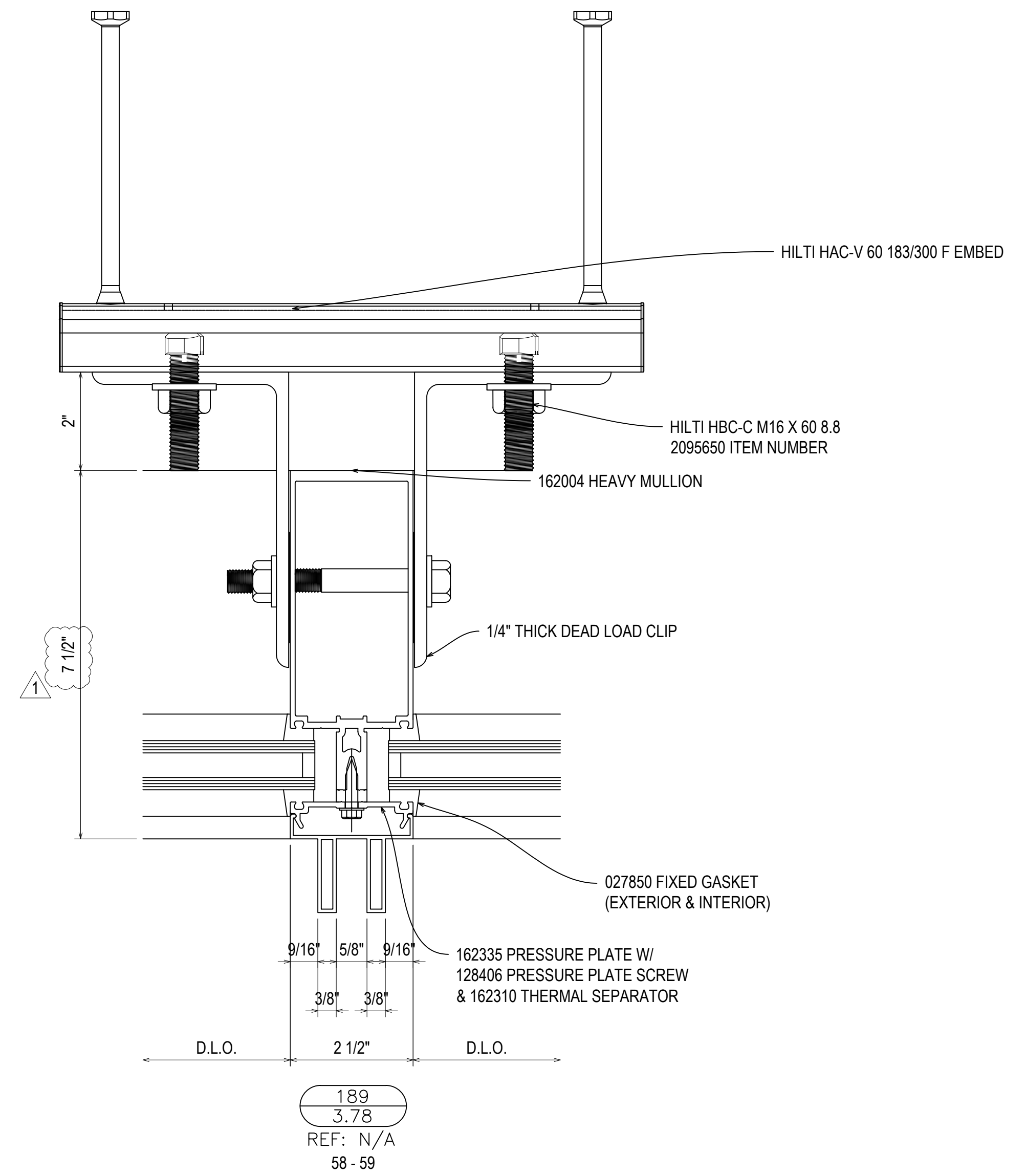
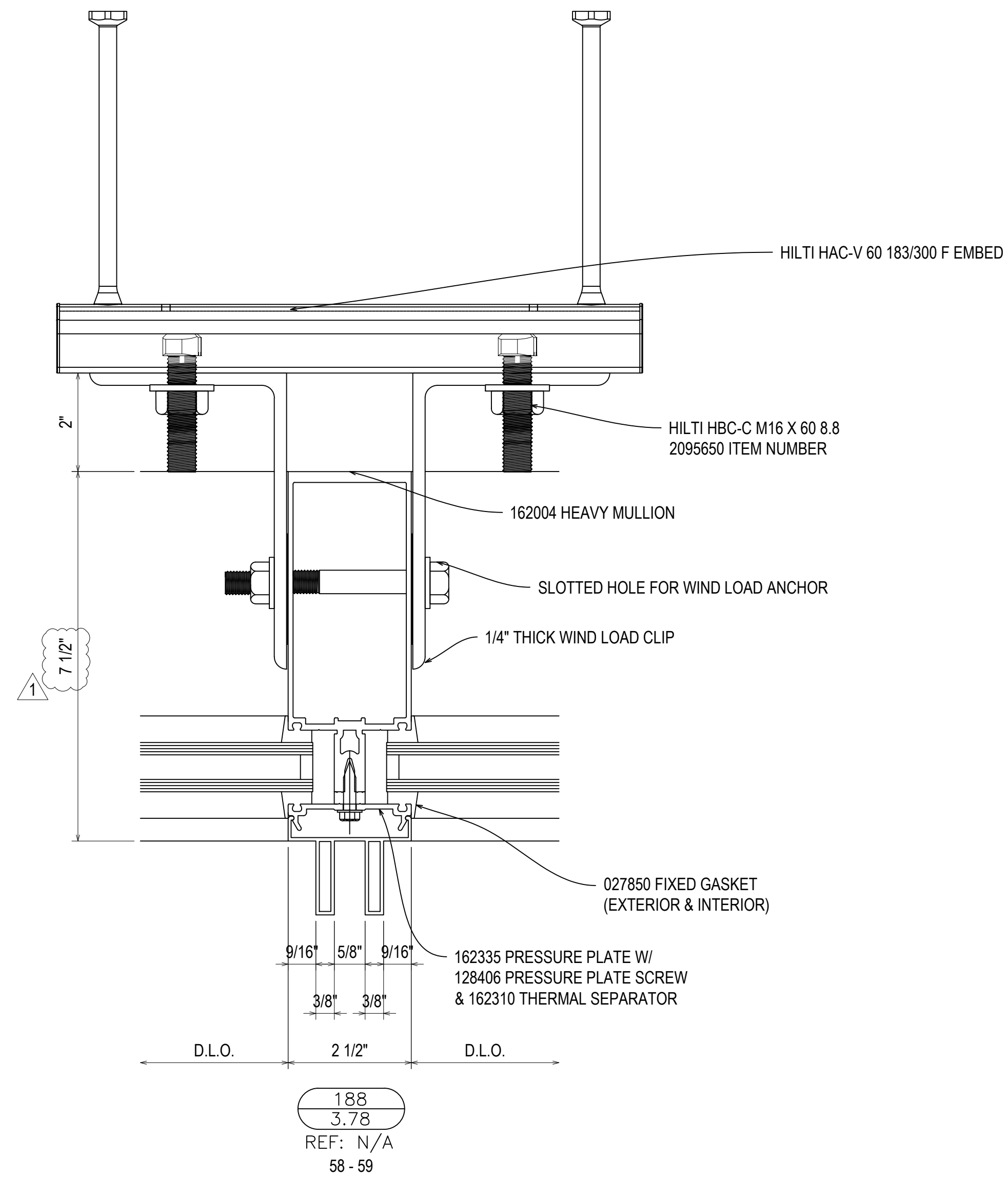
NGMC GAINESVILLE CLINICAL EXP. (LVL 03 - 09)  
743 SPRING ST NE  
GAINESVILLE, GA 30501



DRAWN BY:	DATE:
RA	09.30.22
CHECKED BY:	DATE:
JT	09.30.22

REV:	DESCRIPTION	DATE
A	1ST REVISION	12.21.22
NO	DESCRIPTION	
	DRAWING SUBMISSION	

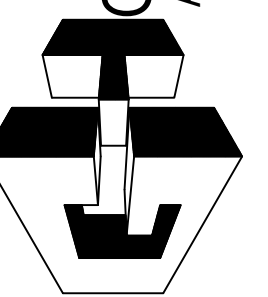
3.77



NGMC GAINESVILLE CLINICAL EXP. (LVL 03 - 09)

743 SPRING ST NE  
GAINESVILLE, GA 30501

GRAHAM-HODGE  
ASSOCIATES INC.

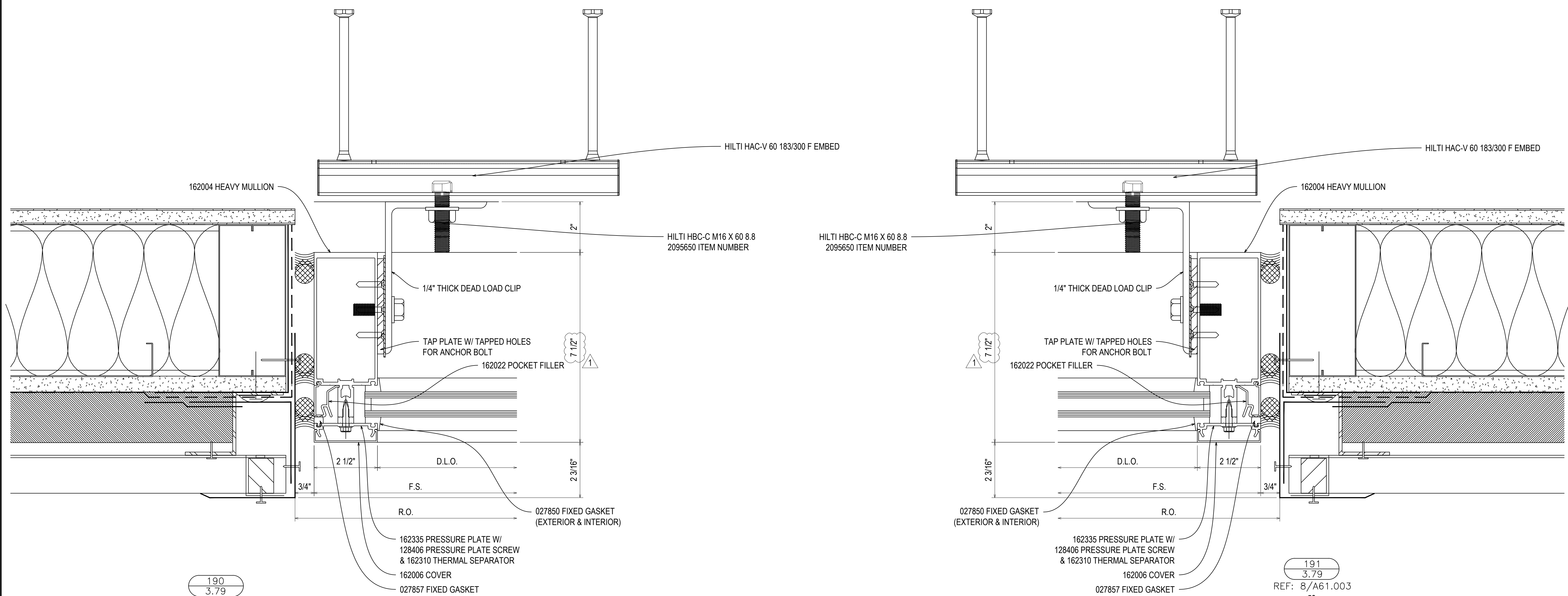


JOB #

DRAWN BY: _RA	DATE: _09.30.22
CHECKED BY: _JT	DATE: _09.30.22

3.78

REV.	DESCRIPTION	DATE
A	1ST REVISION	12/21/22
NO	DESCRIPTION	
	DRAWING SUBMISSION	



190  
3.79  
REF: 8/A61.003  
58

191  
3.79  
REF: 8/A61.003  
58

REV	DESCRIPTION	DATE
A	1ST REVISION	12/2/22
NO	DESCRIPTION	
	DRAWING SUBMISSION	

NGMC GAINESVILLE CLINICAL EXP. (LVL 03 - 09)  
743 SPRING ST NE  
GAINESVILLE, GA 30501

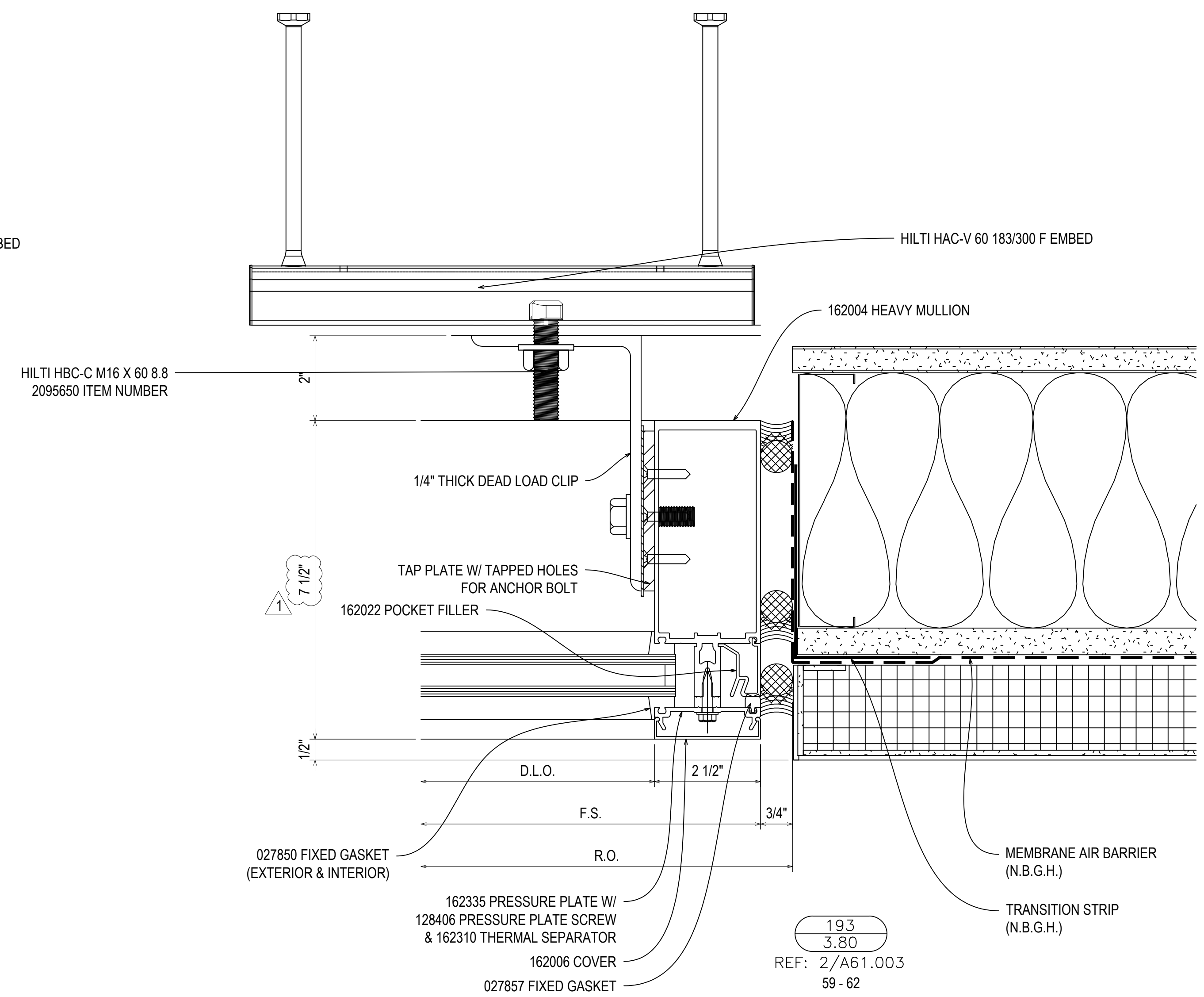
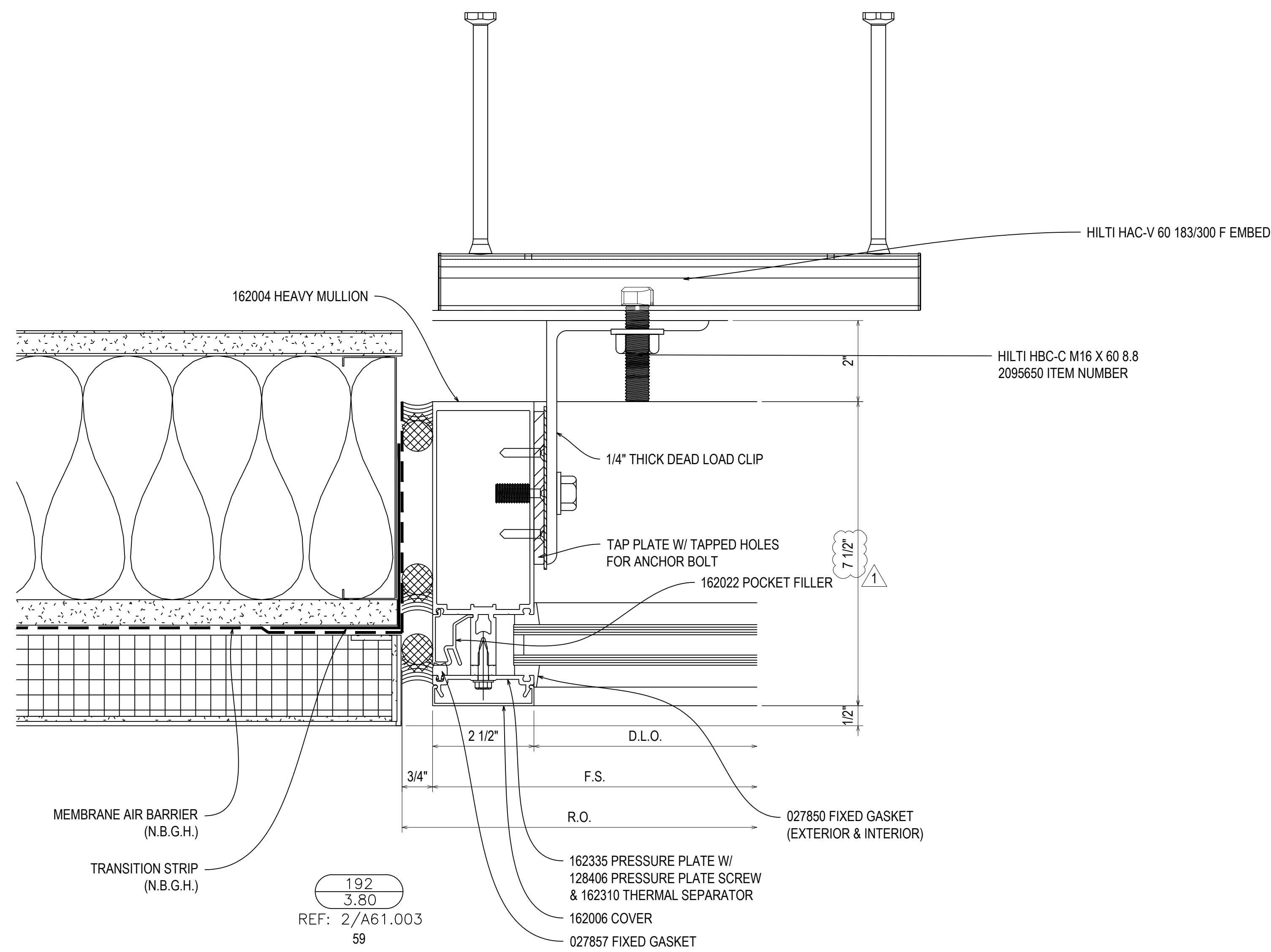
GRAHAM-HODGE  
ASSOCIATES INC.

JOB #

DRAWN BY:	DATE:
RA	09.30.22
CHECKED BY:	DATE:
JT	09.30.22


3.79





NGMC GAINESVILLE CLINICAL EXP. (LVL 03 - 09)  
743 SPRING ST NE  
GAINESVILLE, GA 30501

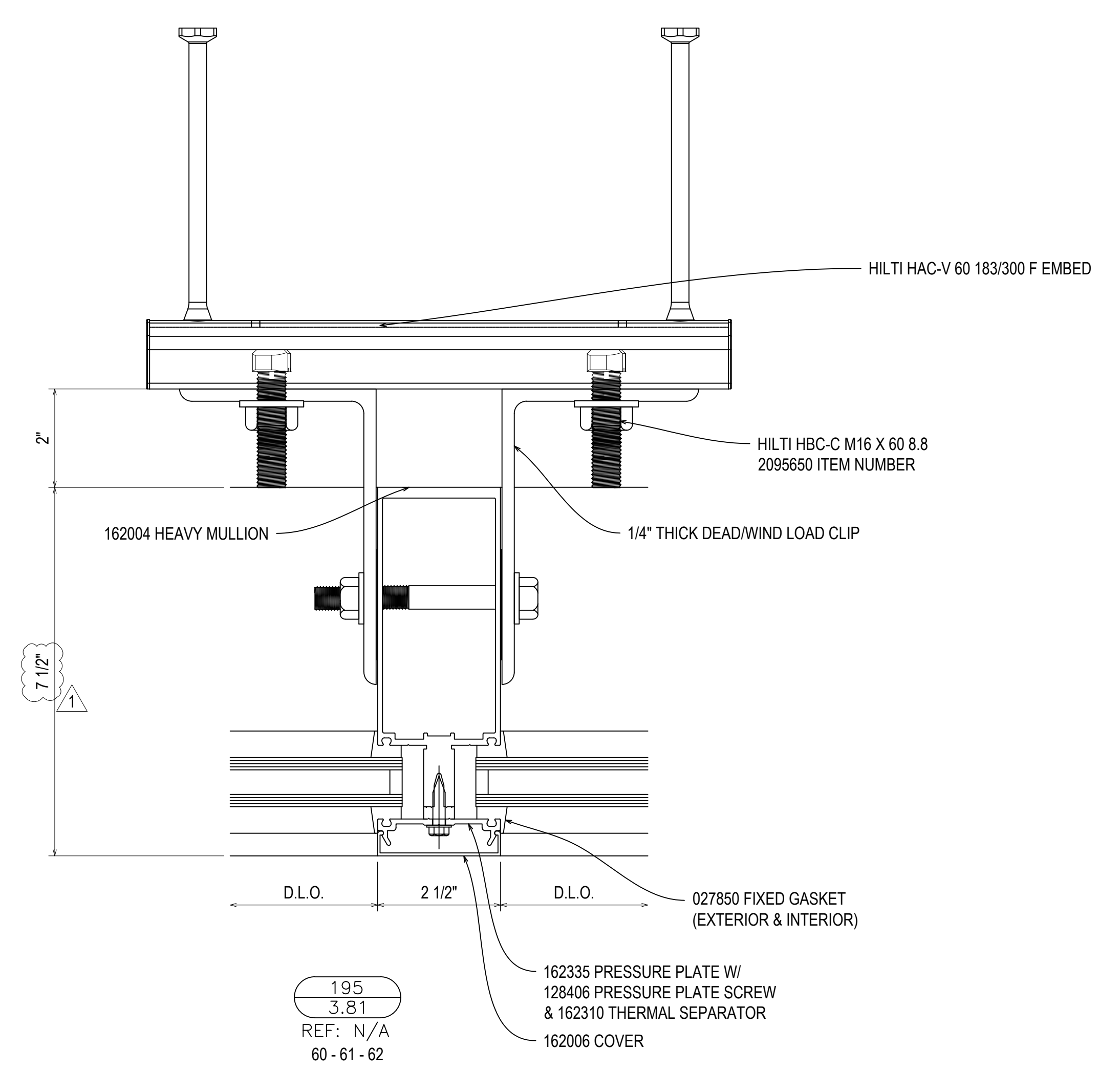
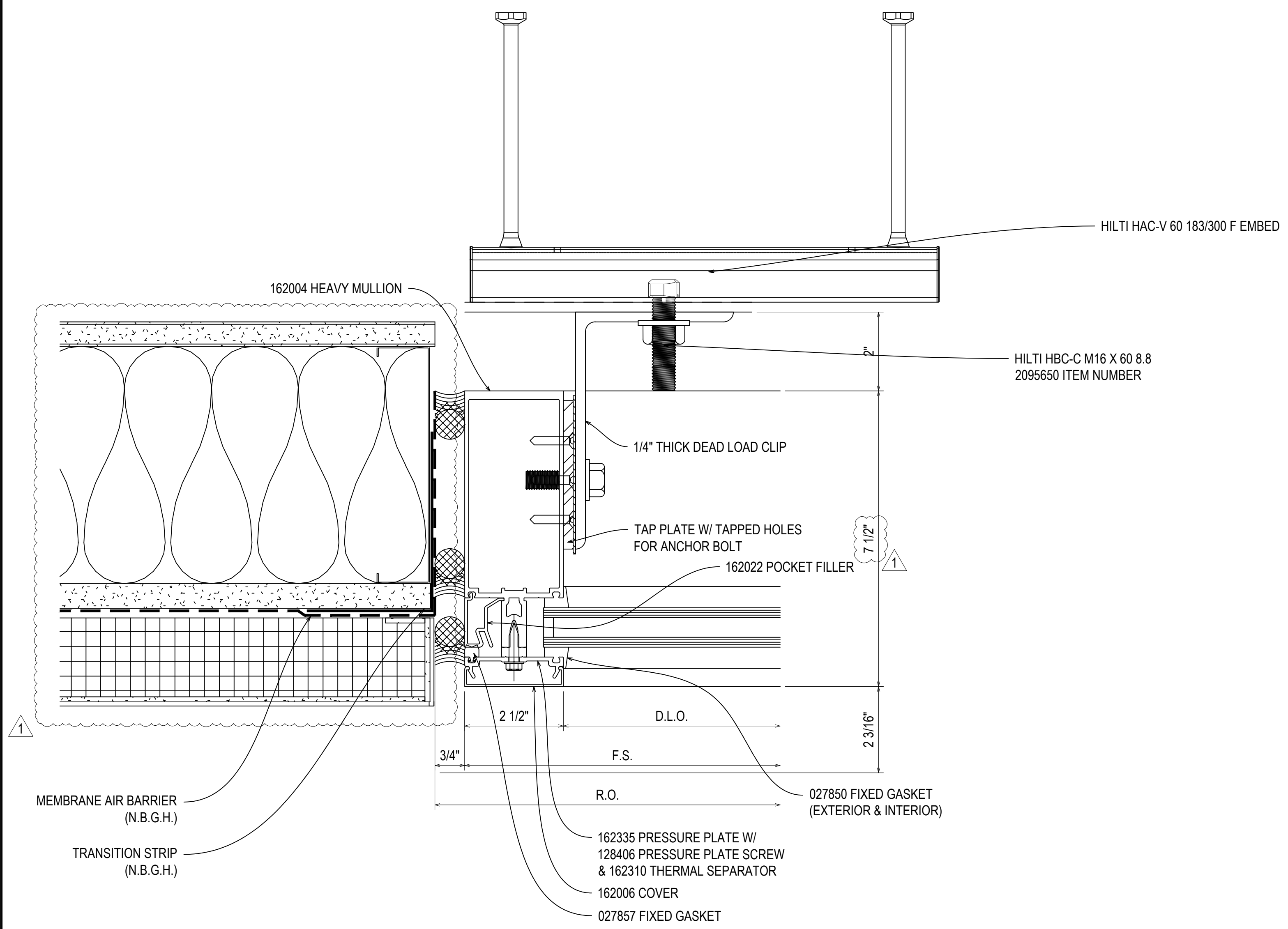
GRAHAM-HODGE  
ASSOCIATES INC.



JOB #

DATE	12/21/22
DESCRIPTION	1ST REVISION
REV	A
NO	
DESCRIPTION	
	DRAWING SUBMISSION

3.80



194  
3.81  
REF: 2/A61.003  
60

195  
3.81  
REF: N/A  
60-61-62

REV.	DESCRIPTION	DATE
A	1ST REVISION	12/21/22
NO	DESCRIPTION	
	DRAWING SUBMISSION	

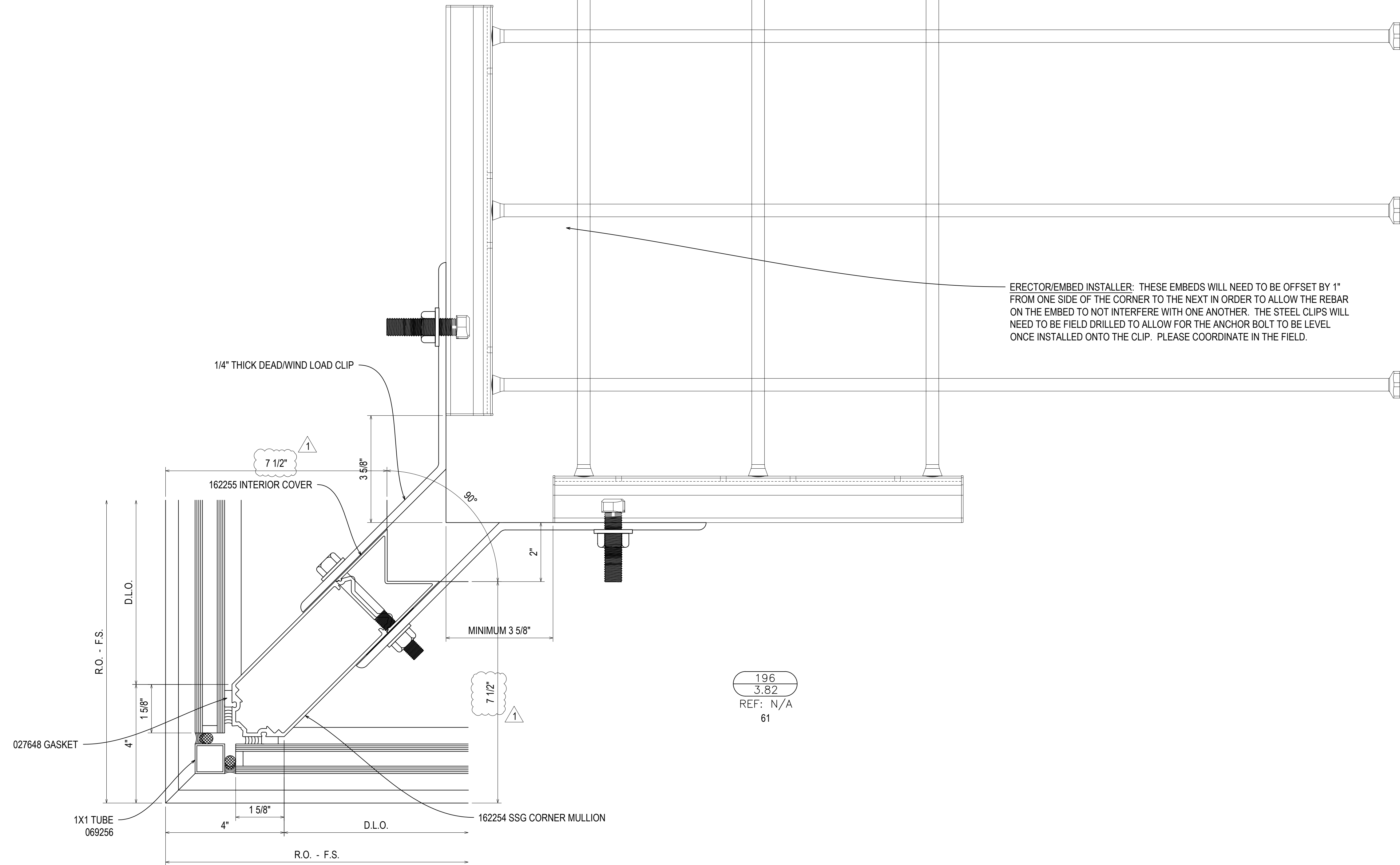
NGMC GAINESVILLE CLINICAL EXP. (LVL 03 - 09)  
743 SPRING ST NE  
GAINESVILLE, GA 30501

GRAHAM-HODGE  
ASSOCIATES INC.

JOB #

DRAWN BY:	DATE:
RA	09.30.22
CHECKED BY:	DATE:
JT	09.30.22

3.81



196  
3.82  
REF: N/A  
61

NGMC GAINESVILLE CLINICAL EXP. (LVL 03 - 09)  
743 SPRING ST NE  
GAINESVILLE, GA 30501

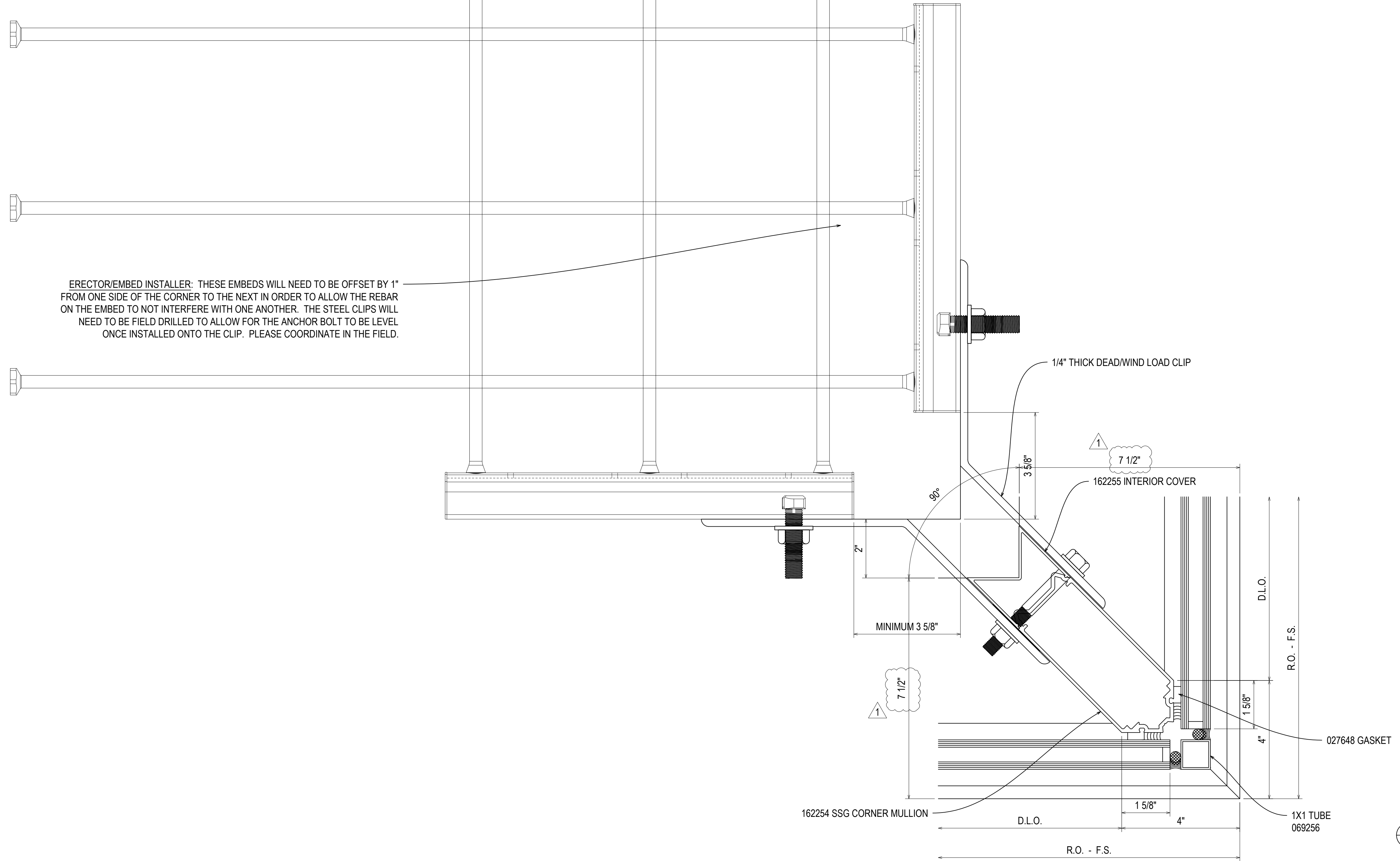
**GRAHAM-HODGE**  
ASSOCIATES INC.

JOB #

DRAWN BY: _RA	DATE: _09.30.22
CHECKED BY: _JT	DATE: _09.30.22

**3.82**

REV:	DESCRIPTION	DATE
A	1ST REVISION	12.21.22
NO	DESCRIPTION	
	DRAWING SUBMISSION	



ERECTOR/EMBED INSTALLER: THESE EMBEDS WILL NEED TO BE OFFSET BY 1" FROM ONE SIDE OF THE CORNER TO THE NEXT IN ORDER TO ALLOW THE REBAR ON THE EMBED TO NOT INTERFERE WITH ONE ANOTHER. THE STEEL CLIPS WILL NEED TO BE FIELD DRILLED TO ALLOW FOR THE ANCHOR BOLT TO BE LEVEL ONCE INSTALLED ONTO THE CLIP. PLEASE COORDINATE IN THE FIELD.

197  
3.82A  
REF: N/A  
60

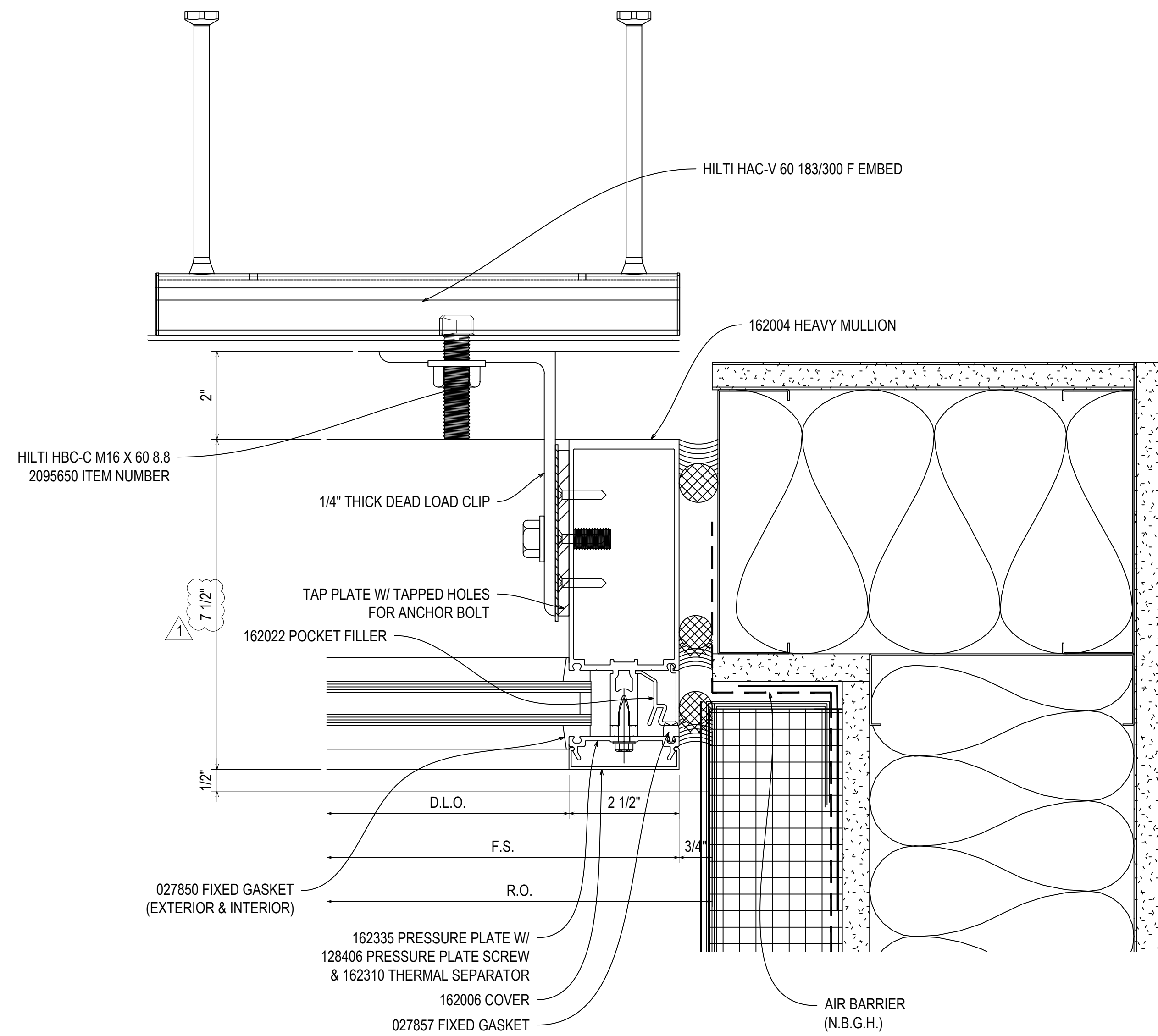
REV.	DESCRIPTION	DATE
A	1ST REVISION	12/21/22
NO	DESCRIPTION	
	DRAWING SUBMISSION	

NGMC GAINESVILLE CLINICAL EXP. (LVL 03 - 09)  
743 SPRING ST NE  
GAINESVILLE, GA 30501

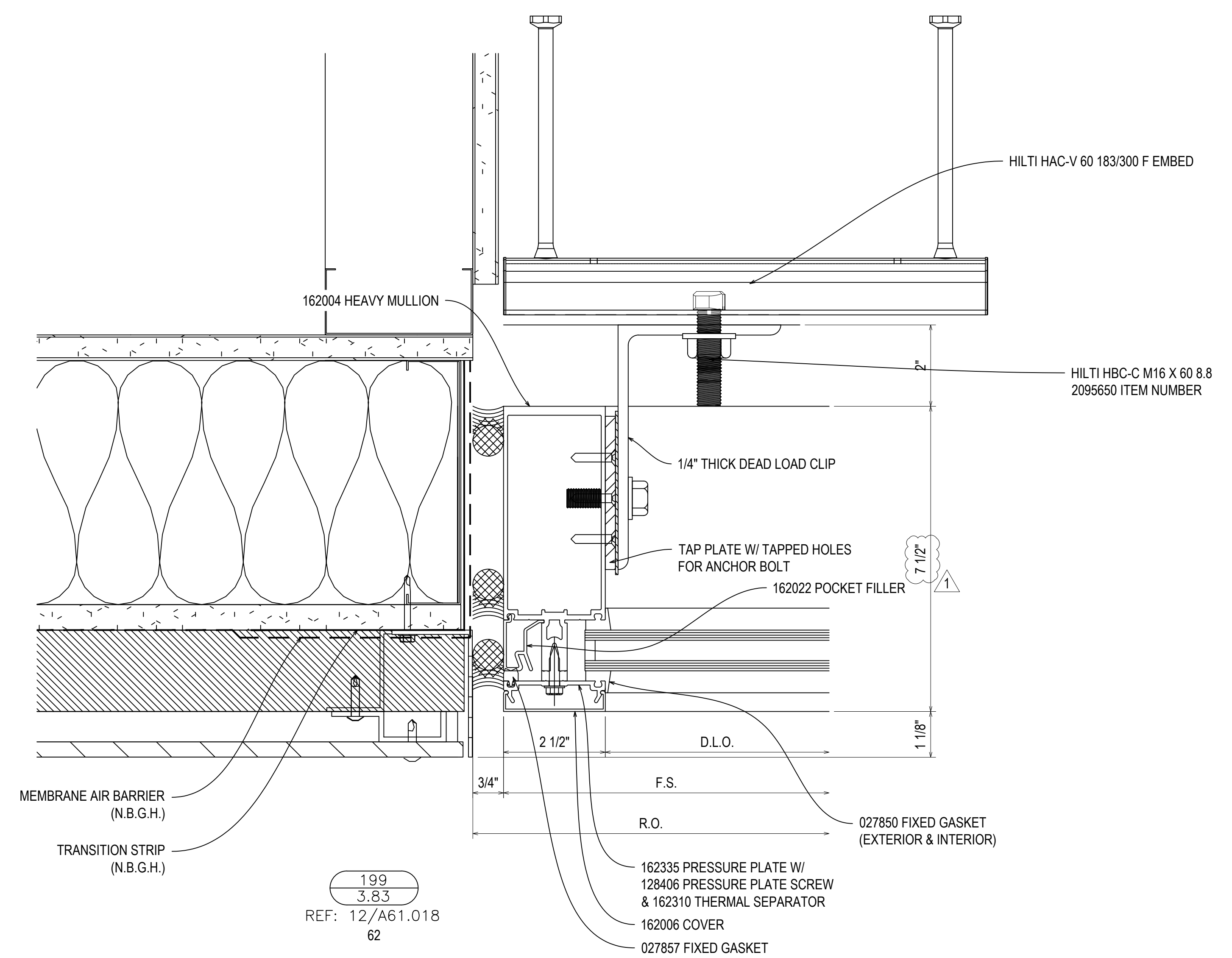
GRAHAM-HODGE  
ASSOCIATES INC.  
JOB #

DRAWN BY: _RA	DATE: _09.30.22
CHECKED BY: _JT	DATE: _09.30.22

3.82A



198  
3.83  
REF: 6/A61.013  
61



199  
3.83  
REF: 12/A61.018  
62

NGMC GAINESVILLE CLINICAL EXP. (LVL 03 - 09)  
743 SPRING ST NE  
GAINESVILLE, GA 30501

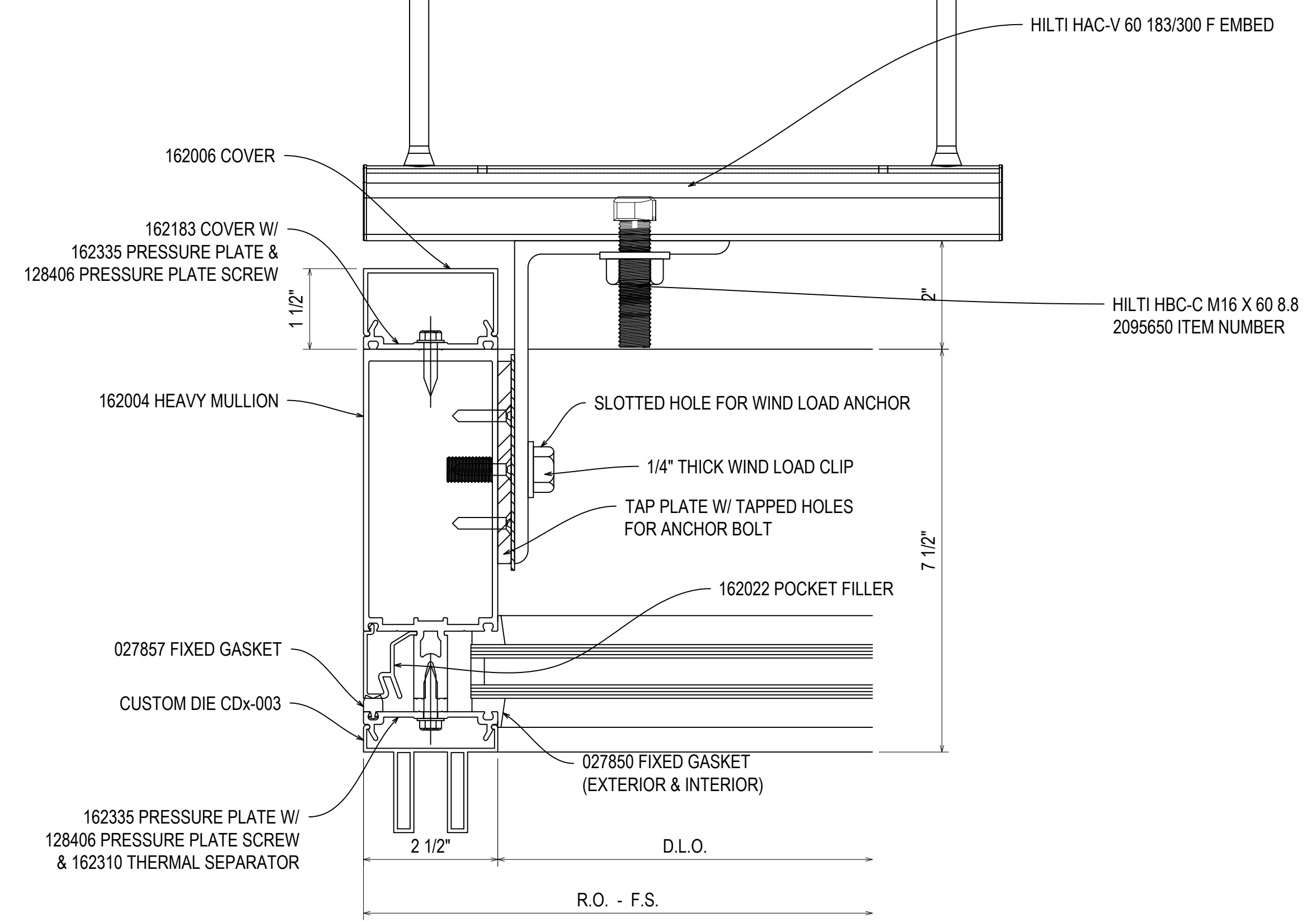
GRAHAM-HODGE  
ASSOCIATES INC.  
JOB #

DRAWN BY: RA DATE: 09.30.22  
CHECKED BY: JT DATE: 09.30.22

3.83

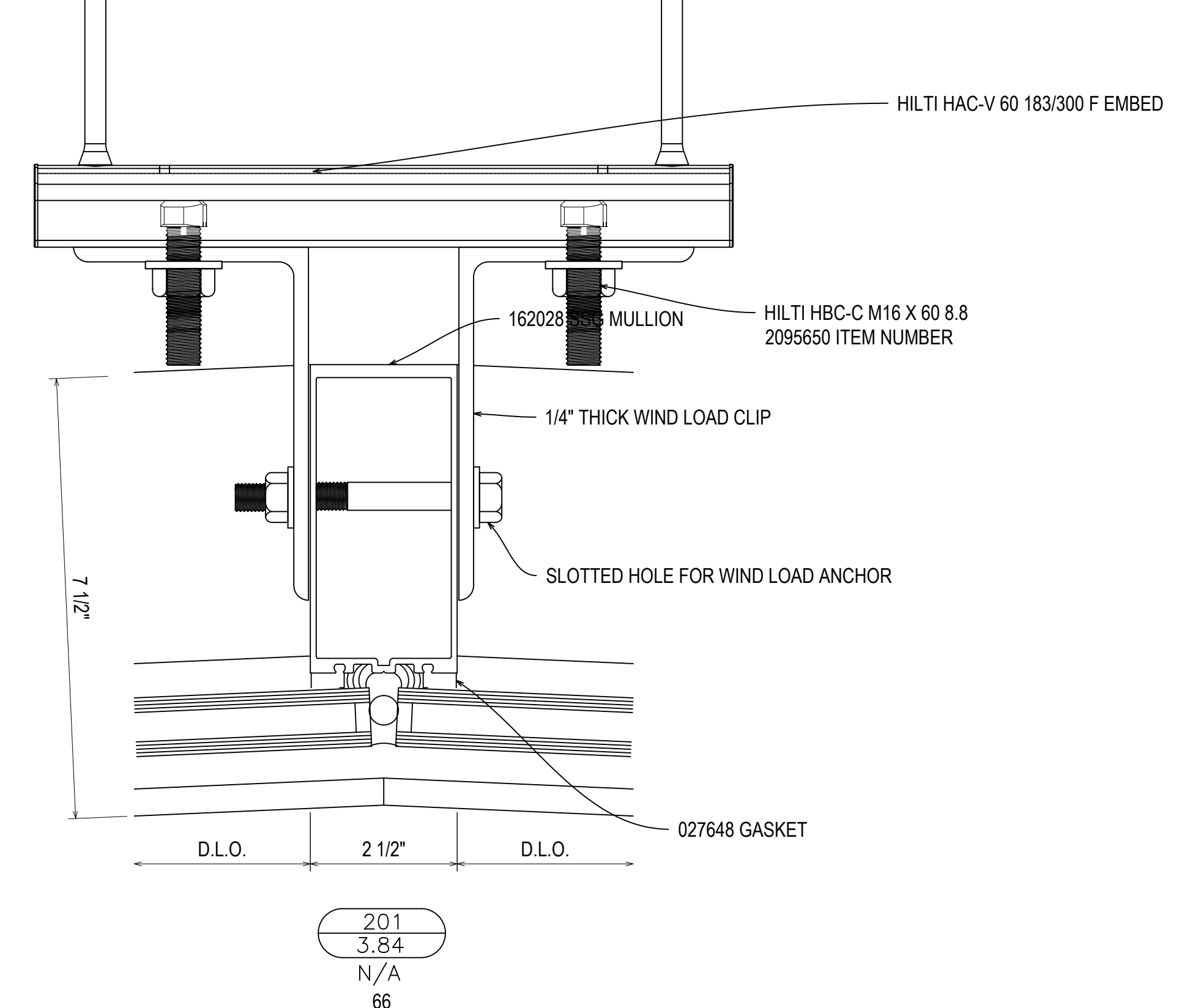
REV.	DESCRIPTION	DATE
A	1ST REVISION	12.21.22
NO	DESCRIPTION	
	DRAWING SUBMISSION	



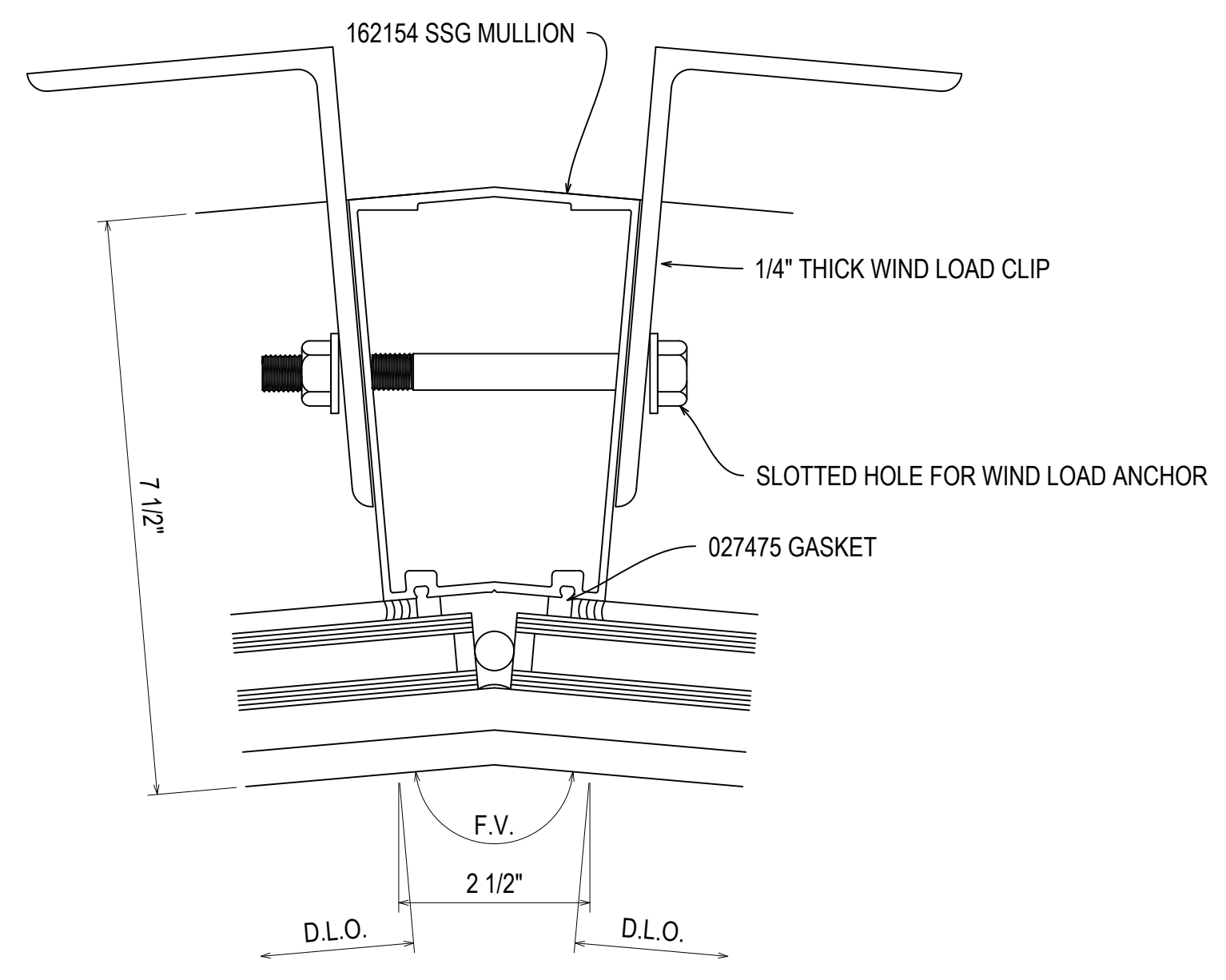


200  
3.84  
N/A  
66  
REF: 12/A61.013

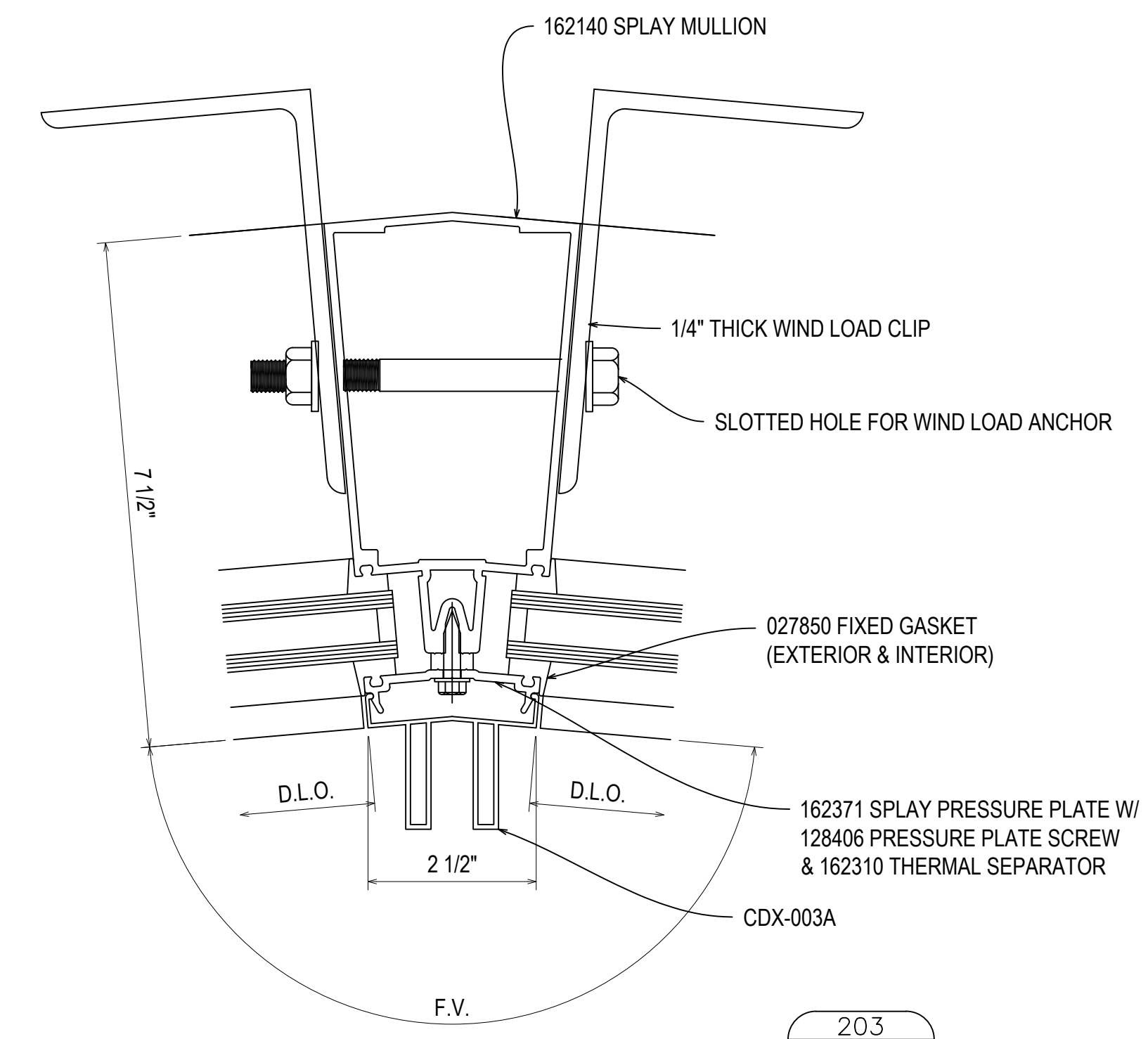
NOTE: EMBEDS TO BE ADDED



201  
3.84  
N/A  
66



202  
3.84  
N/A  
66



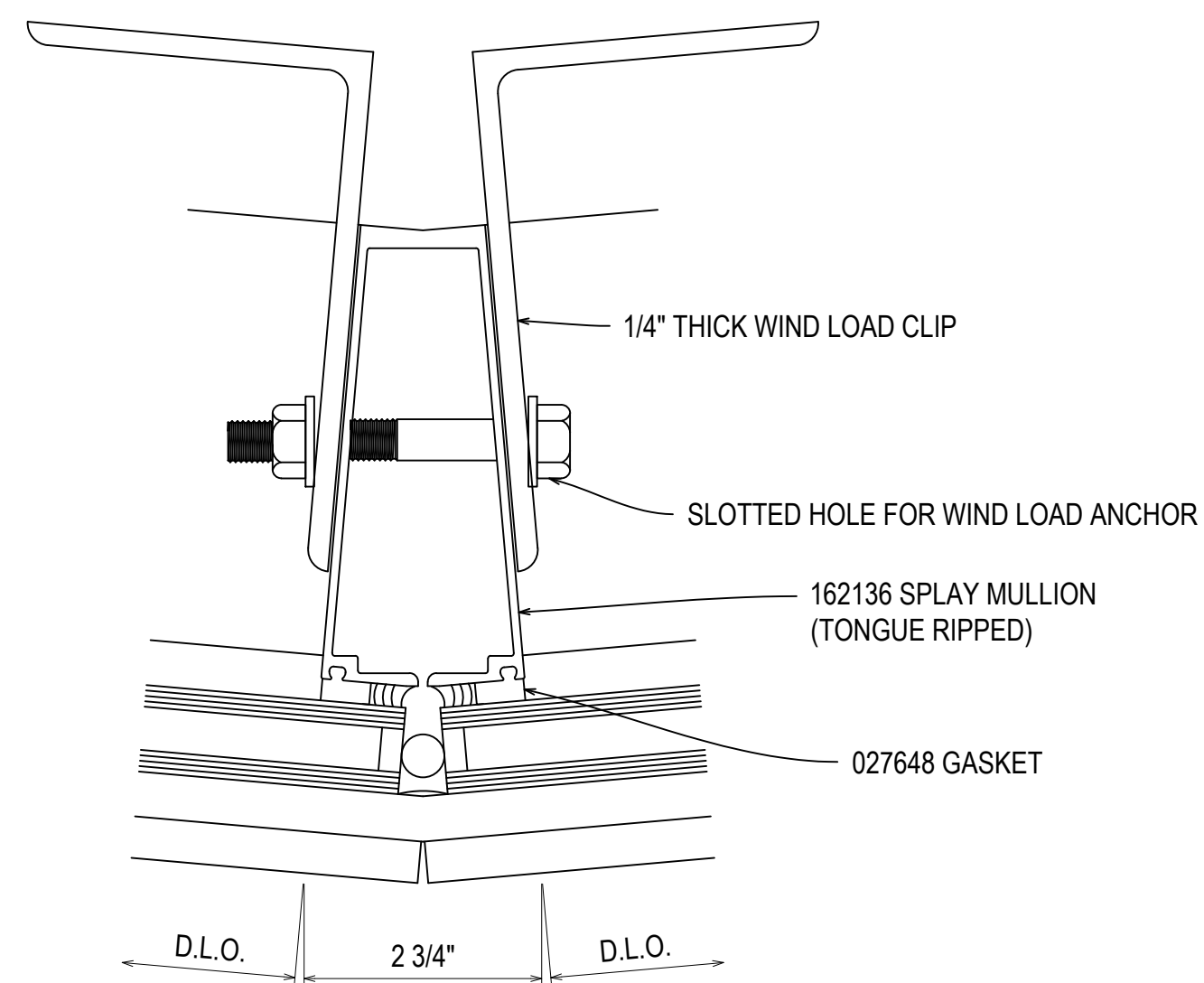
203  
3.84  
N/A  
66

REV	DESCRIPTION	DATE
A <td>1ST REVISION <td>12/20/22</td> </td>	1ST REVISION <td>12/20/22</td>	12/20/22
NO <td>DESCRIPTION <td></td> </td>	DESCRIPTION <td></td>	
	DRAWING SUBMISSION	

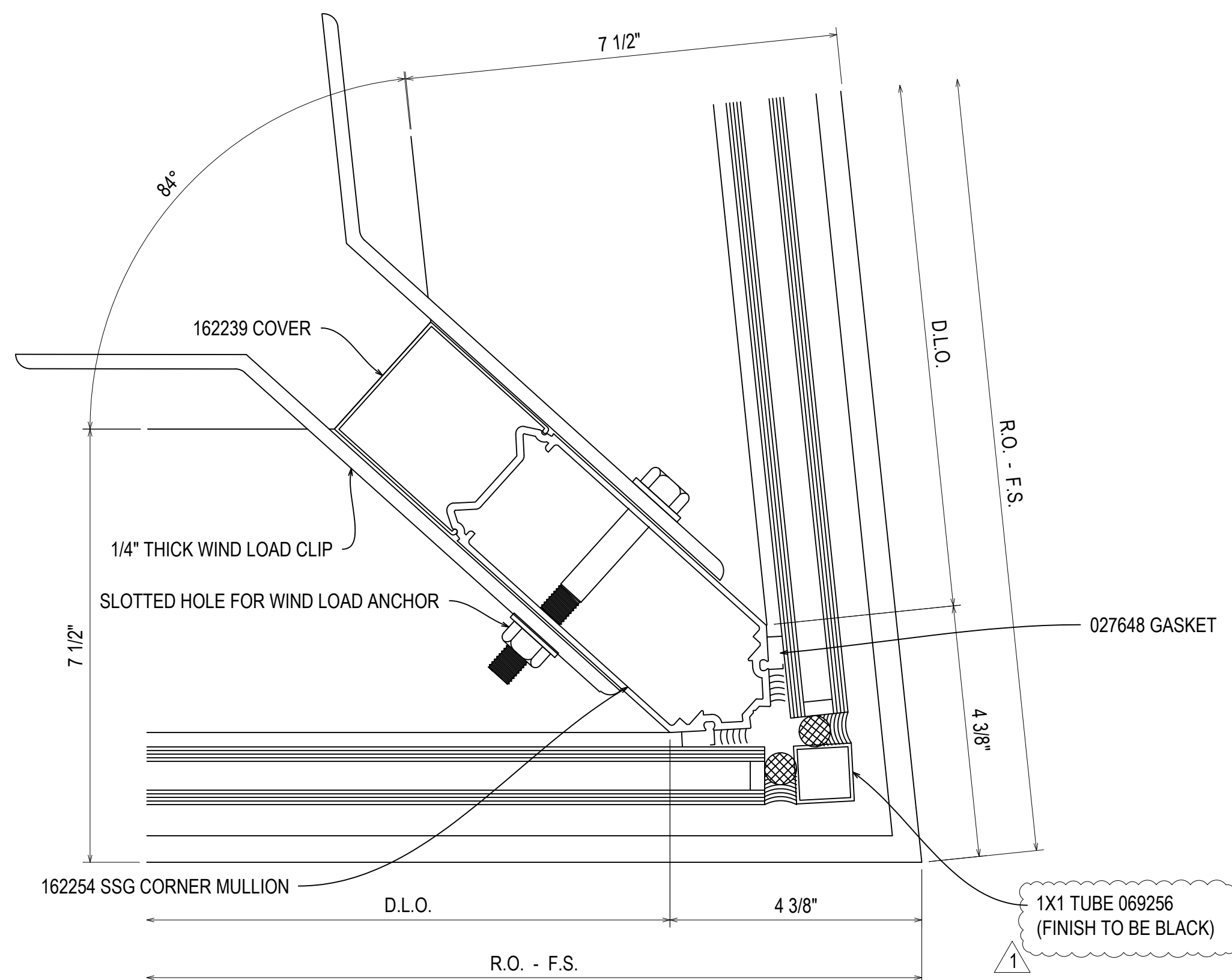
NGMC GAINESVILLE CLINICAL EXP. (LVL 03 - 09)  
743 SPRING ST NE  
GAINESVILLE, GA 30501

GRAHAM-HODGE ASSOCIATES INC.  
JOB #

DRAWN BY: RA	DATE: 09.30.22
CHECKED BY: JT	DATE: 09.30.22

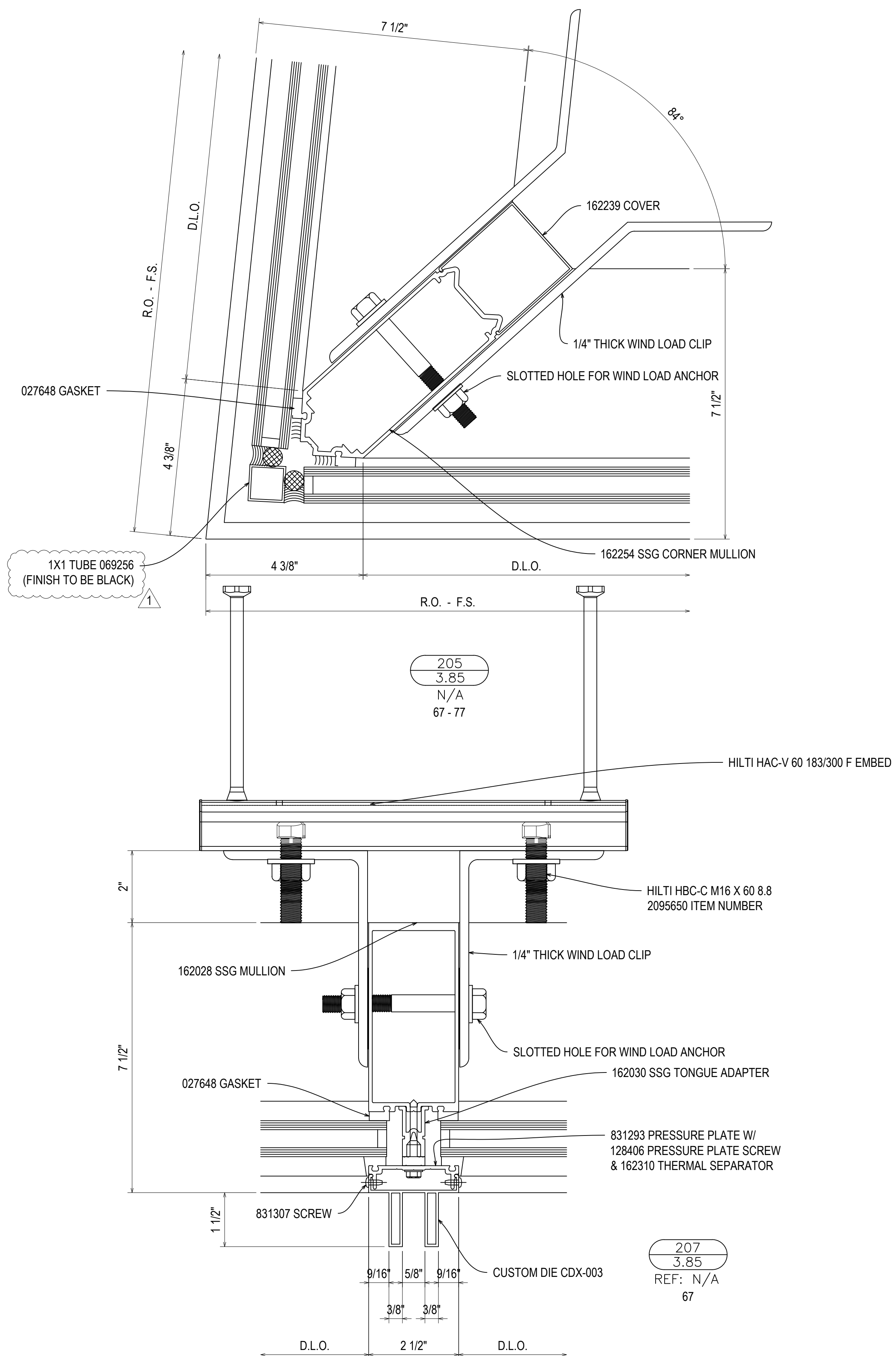


204  
3.85  
N/A  
66



206  
3.85  
N/A  
66 - 76

NOTE: EMBEDS TO BE ADDED




205  
3.85  
N/A  
67 - 77

207  
3.85  
REF: N/A  
67

REV.	DESCRIPTION	DATE
A	1ST REVISION	12/21/22
NO	DESCRIPTION	
	DRAWING SUBMISSION	

NGMC GAINESVILLE CLINICAL EXP. (LVL 03 - 09)  
743 SPRING ST NE  
GAINESVILLE, GA 30501

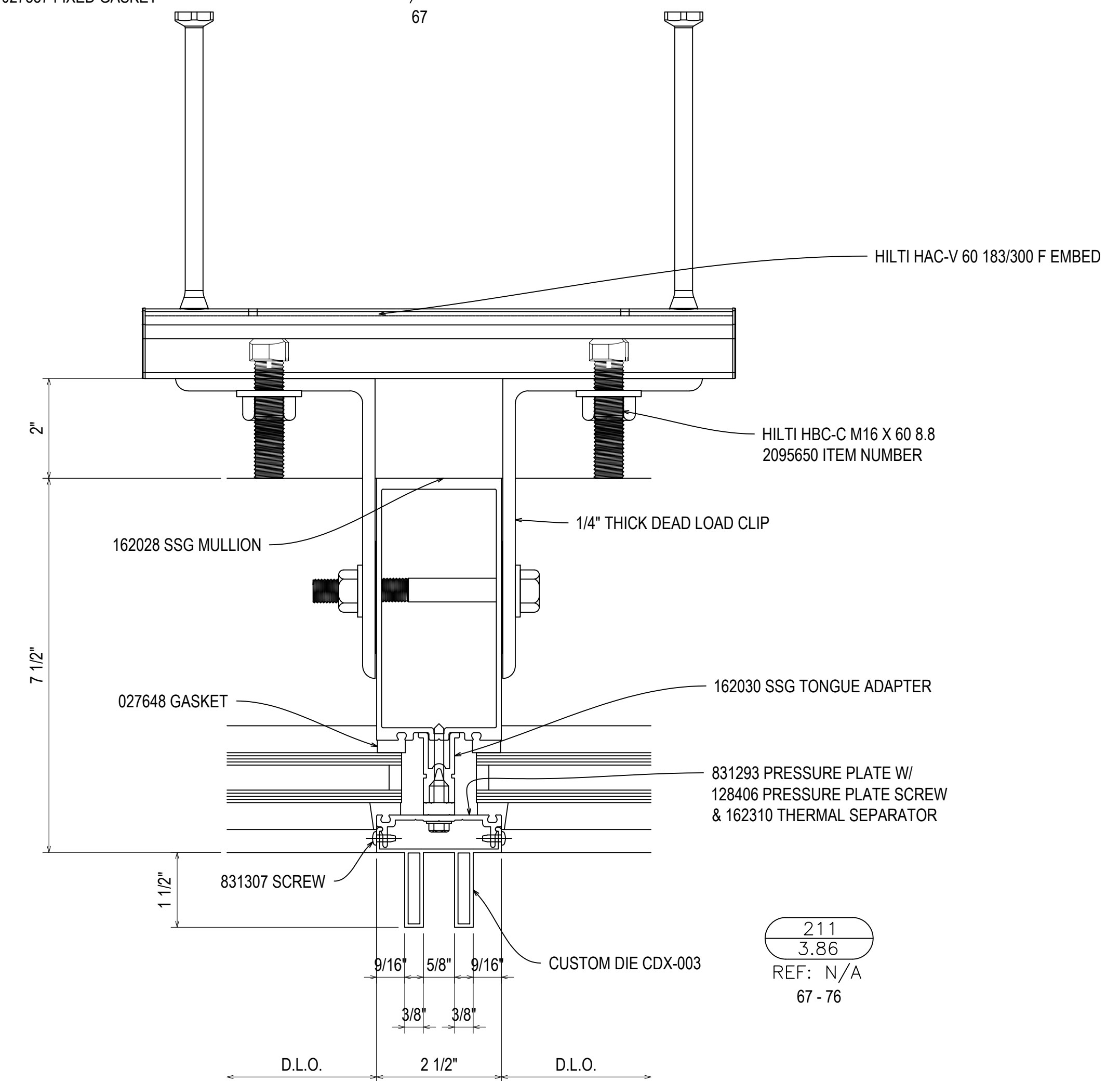
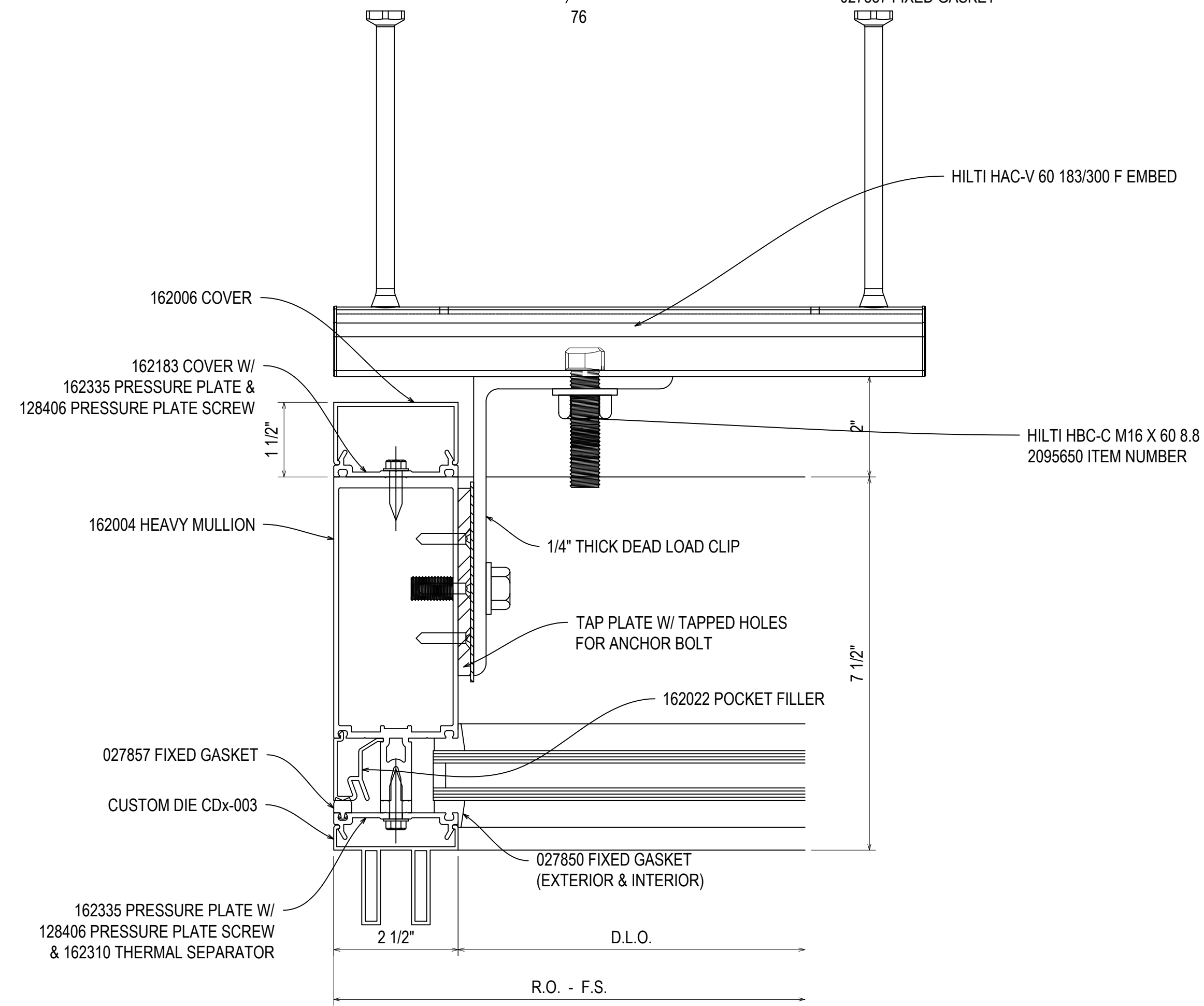
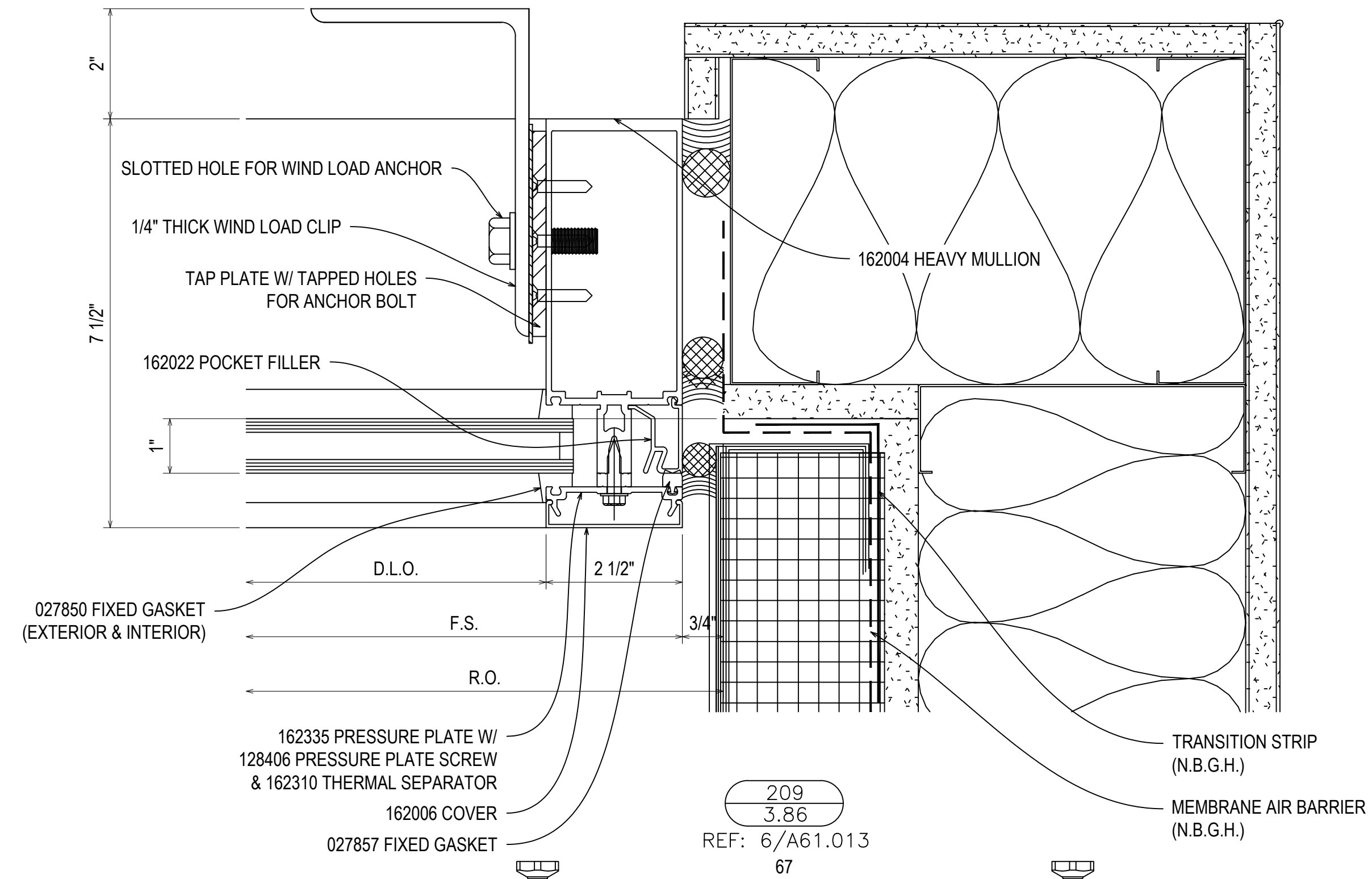
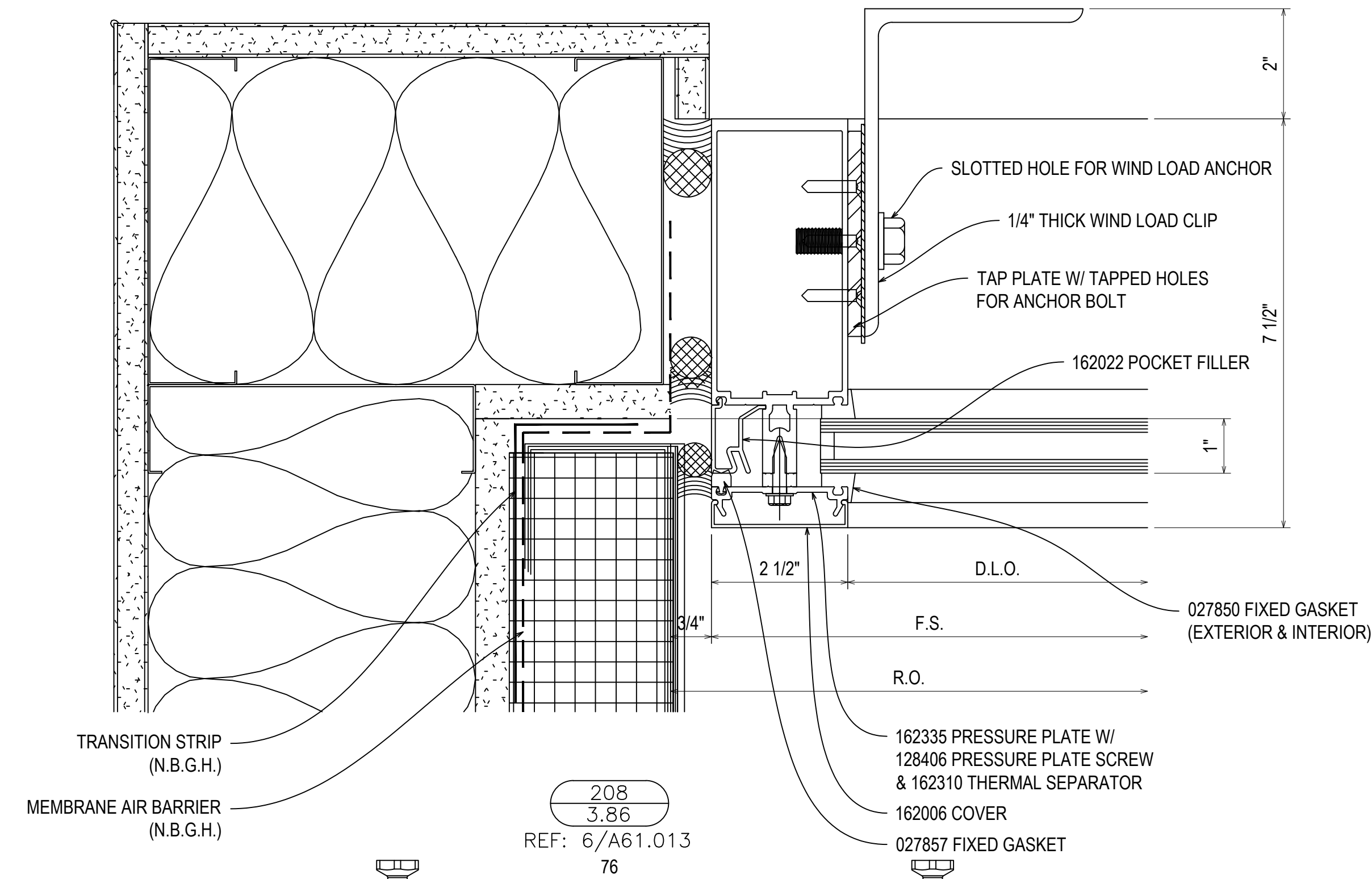
GRAHAM-HODGE  
ASSOCIATES INC.



JOB #

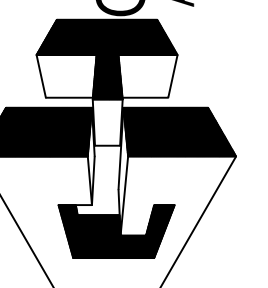
DRAWN BY:	DATE:
RA	09/30/22
CHECKED BY:	DATE:
JT	09/30/22

3.85



NGMC GAINESVILLE CLINICAL EXP. (LVL 03 - 09)  
743 SPRING ST NE  
GAINESVILLE, GA 30501

GRAHAM-HODGE  
ASSOCIATES INC.

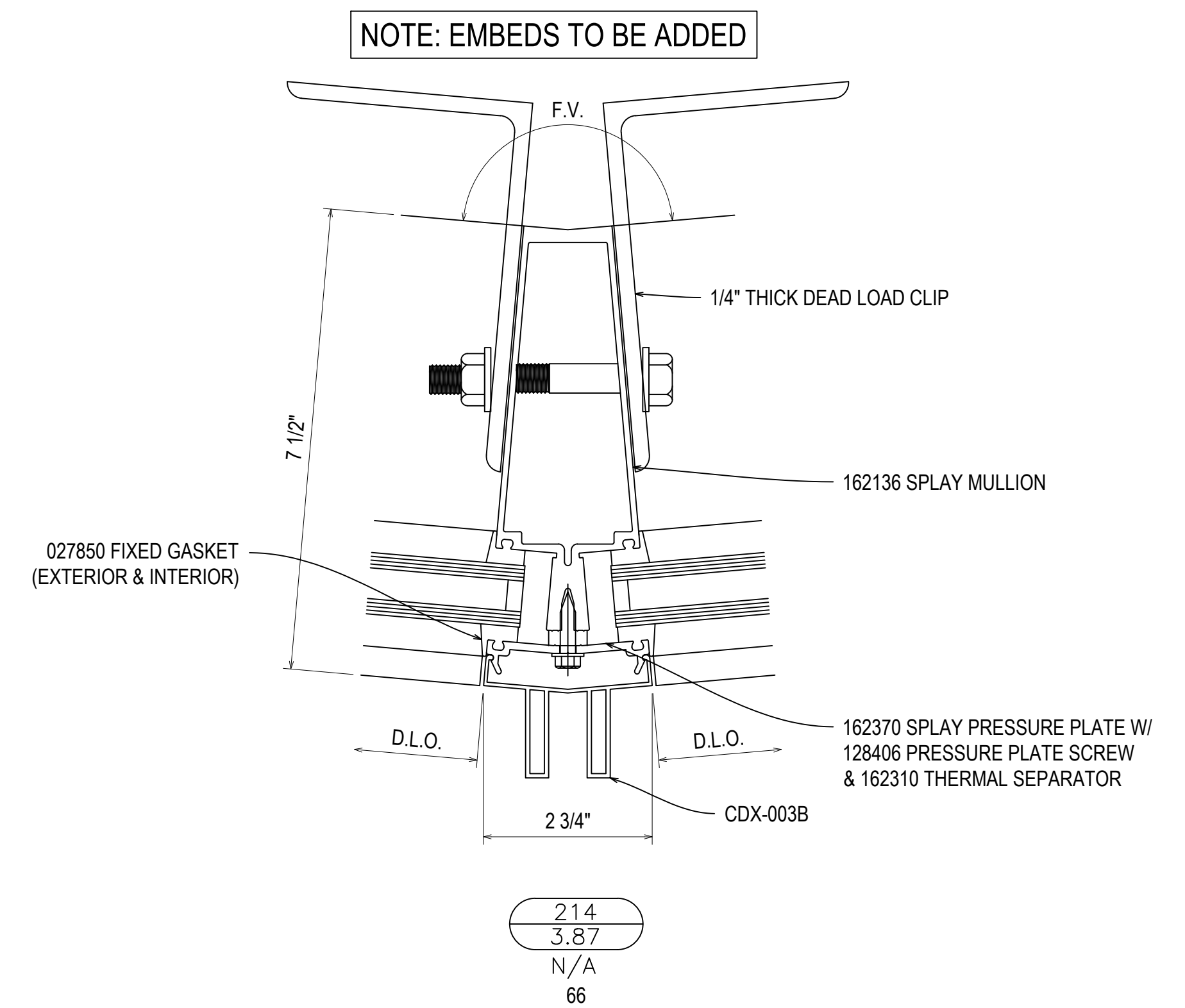
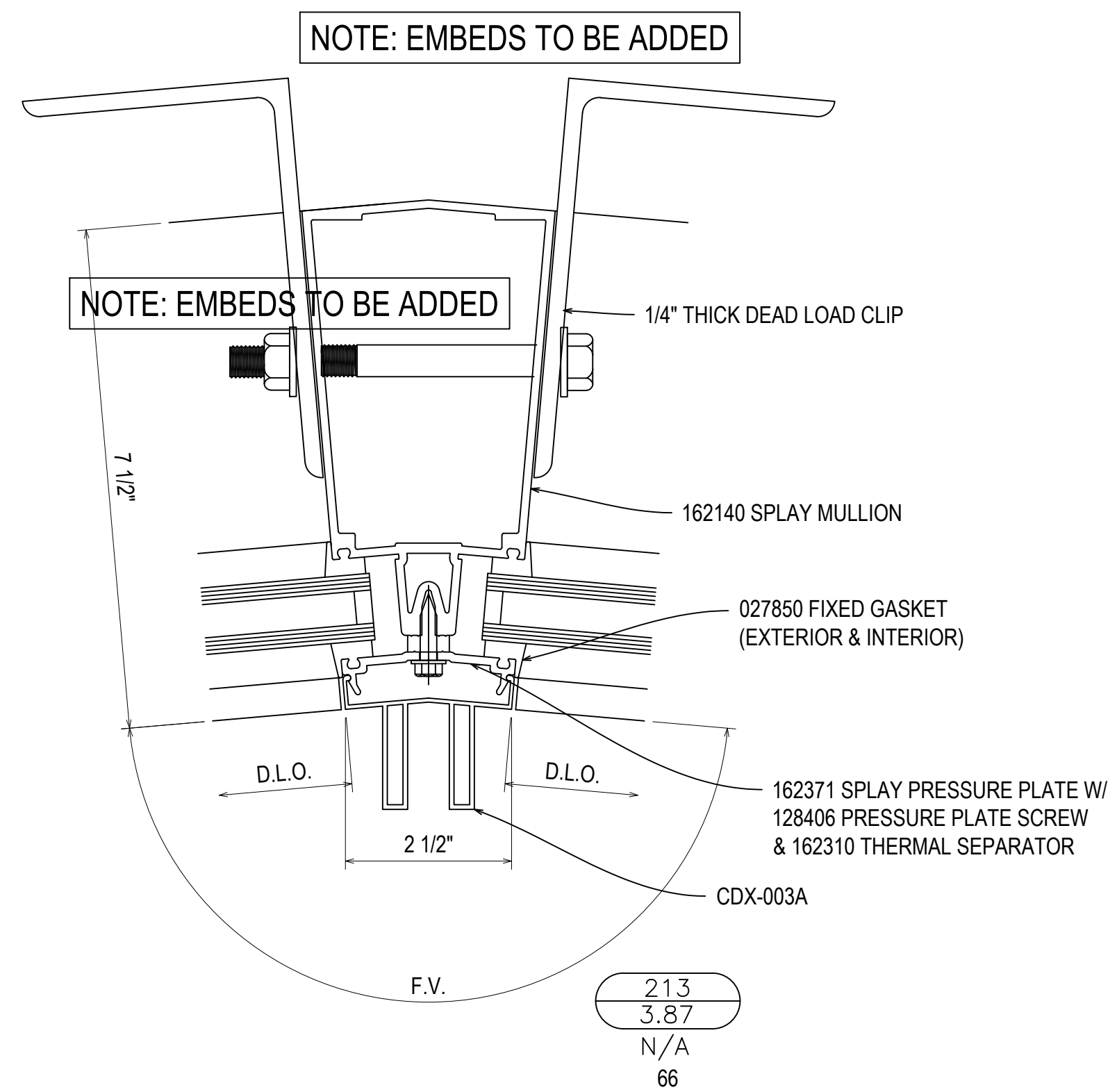
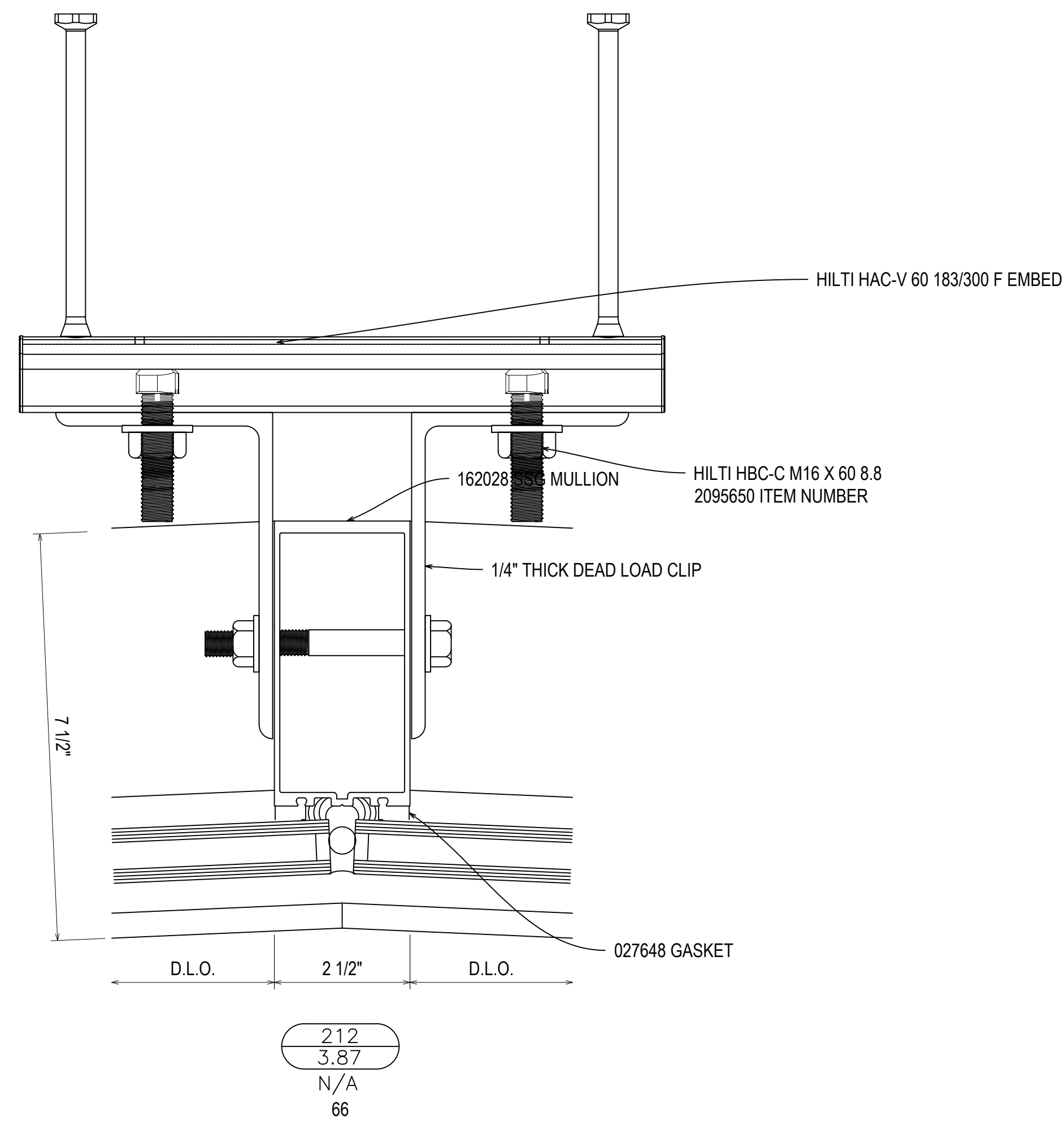


JOB #

DRAWN BY:	DATE:
RA	09.30.22
CHECKED BY:	DATE:
JT	09.30.22

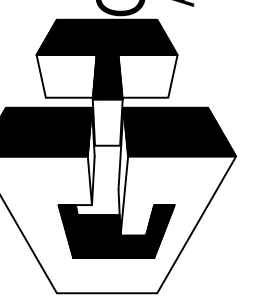
3.86

REV.	DESCRIPTION	DATE
A	1ST REVISION	12.20.22
NO	DESCRIPTION	
	DRAWING SUBMISSION	



NGMC GAINESVILLE CLINICAL EXP. (LVL 03 - 09)  
743 SPRING ST NE  
GAINESVILLE, GA 30501

GRAHAM-HODGE  
ASSOCIATES INC.

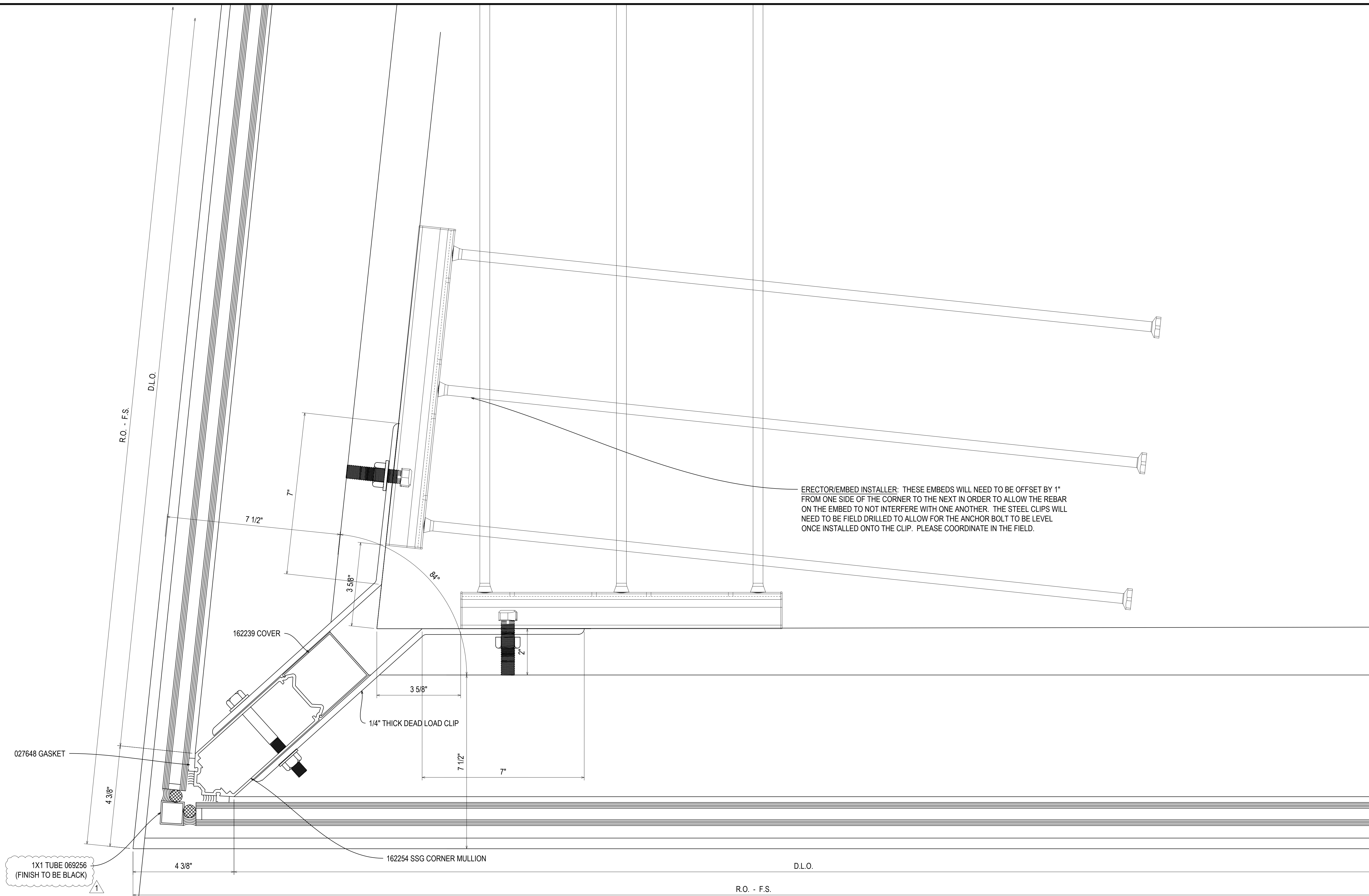


JOB #

DRAWN BY:	DATE:
RA	09.30.22
CHECKED BY:	DATE:
JT	09.30.22

3.87

REV.	DESCRIPTION	DATE
A	1ST REVISION	12.21.22
NO	DESCRIPTION	
	DRAWING SUBMISSION	



027648 GASKET

1X1 TUBE 069256  
(FINISH TO BE BLACK)

162239 COVER

1/4\"/>

162254 SSG CORNER MULLION

ERECTOR/EMBED INSTALLER: THESE EMBEDS WILL NEED TO BE OFFSET BY 1\"/>

215
3.87
N/A
67 - 77

REV.	DESCRIPTION	DATE
A	1ST REVISION	12/21/22
NO	DESCRIPTION	
	DRAWING SUBMISSION	

NGMC GAINESVILLE CLINICAL EXP. (LVL 03 - 09)  
743 SPRING ST NE  
GAINESVILLE, GA 30501

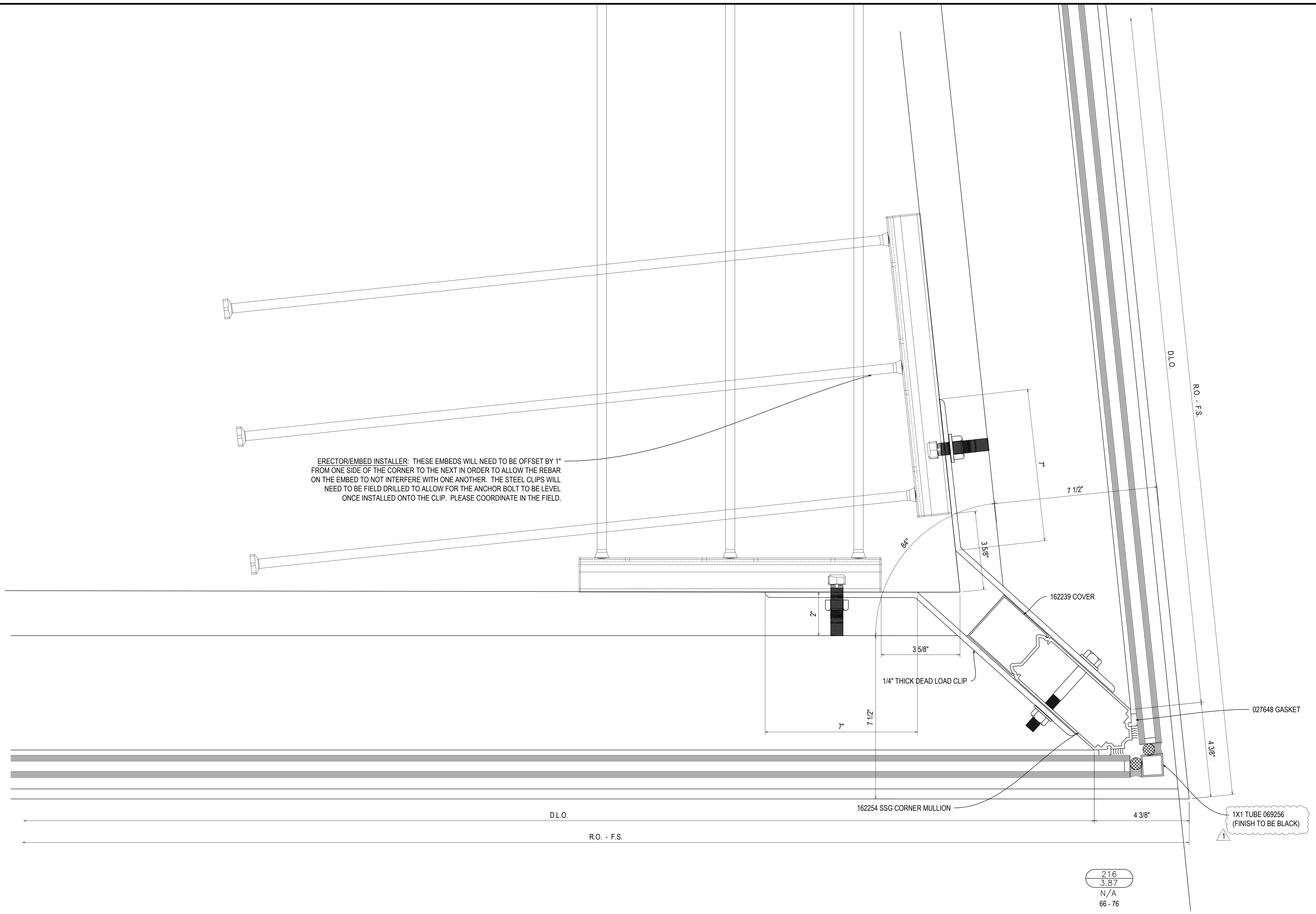
**GRAHAM-HODGE**  
ASSOCIATES INC.

JOB #

DRAWN BY:	DATE:
RA	09.30.22
CHECKED BY:	DATE:
JT	09.30.22

**3.87A**






ERECTOR/EMBED INSTALLER: THESE EMBEDS WILL NEED TO BE OFFSET BY 1" FROM ONE SIDE OF THE CORNER TO THE NEXT IN ORDER TO ALLOW THE REBAR ON THE EMBED TO NOT INTERFERE WITH ONE ANOTHER. THE STEEL CLIPS WILL NEED TO BE FIELD DRILLED TO ALLOW FOR THE ANCHOR BOLT TO BE LEVEL ONCE INSTALLED ONTO THE CLIP. PLEASE COORDINATE IN THE FIELD.

REV.	DESCRIPTION	DATE
A	1ST REVISION	12/21/22
NO	DESCRIPTION	
	DRAWING SUBMISSION	

NGMC GAINESVILLE CLINICAL EXP. (LVL 03 - 09)  
 743 SPRING ST NE  
 GAINESVILLE, GA 30501

**GRAHAM-HODGE**  
 ASSOCIATES INC.



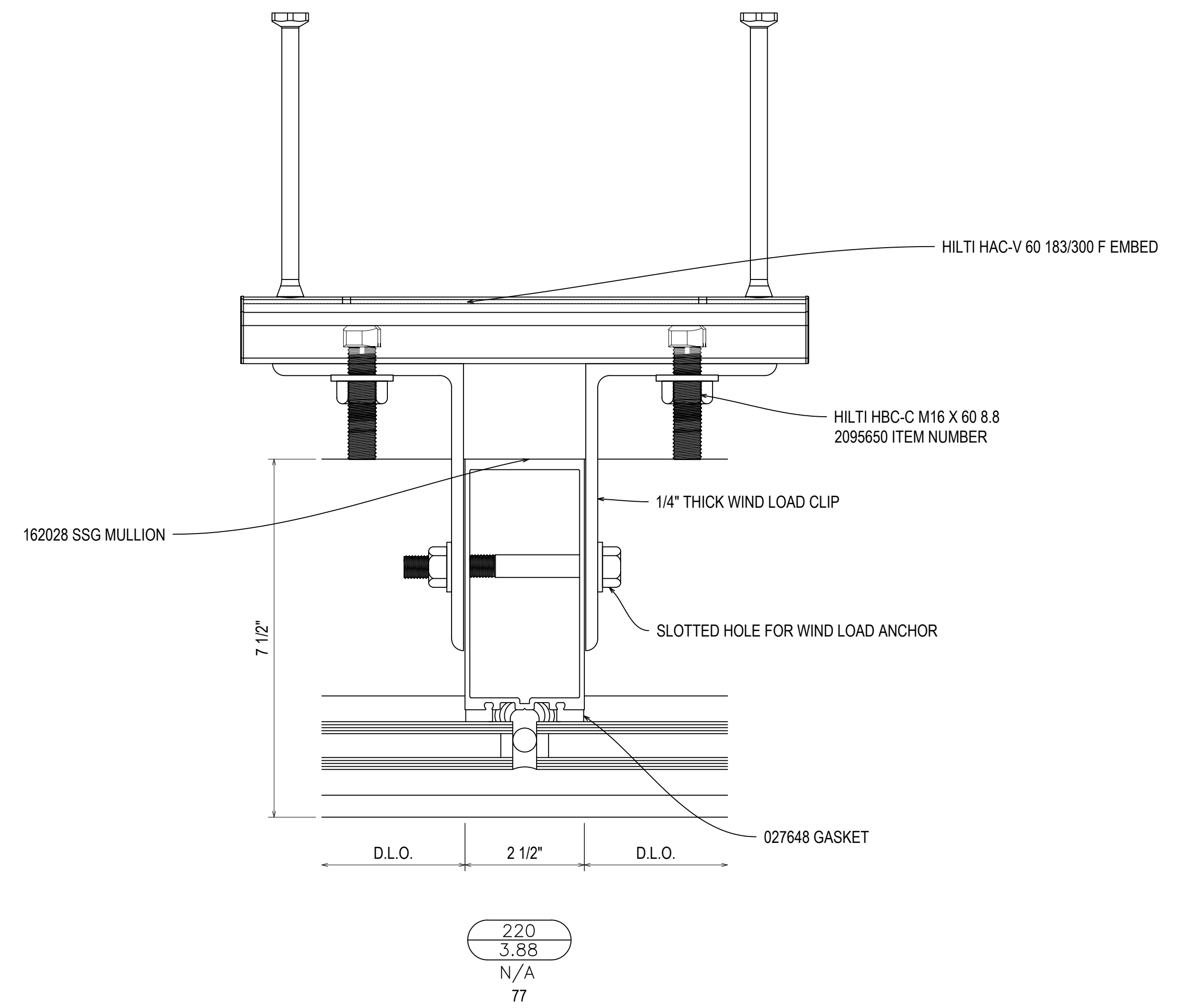
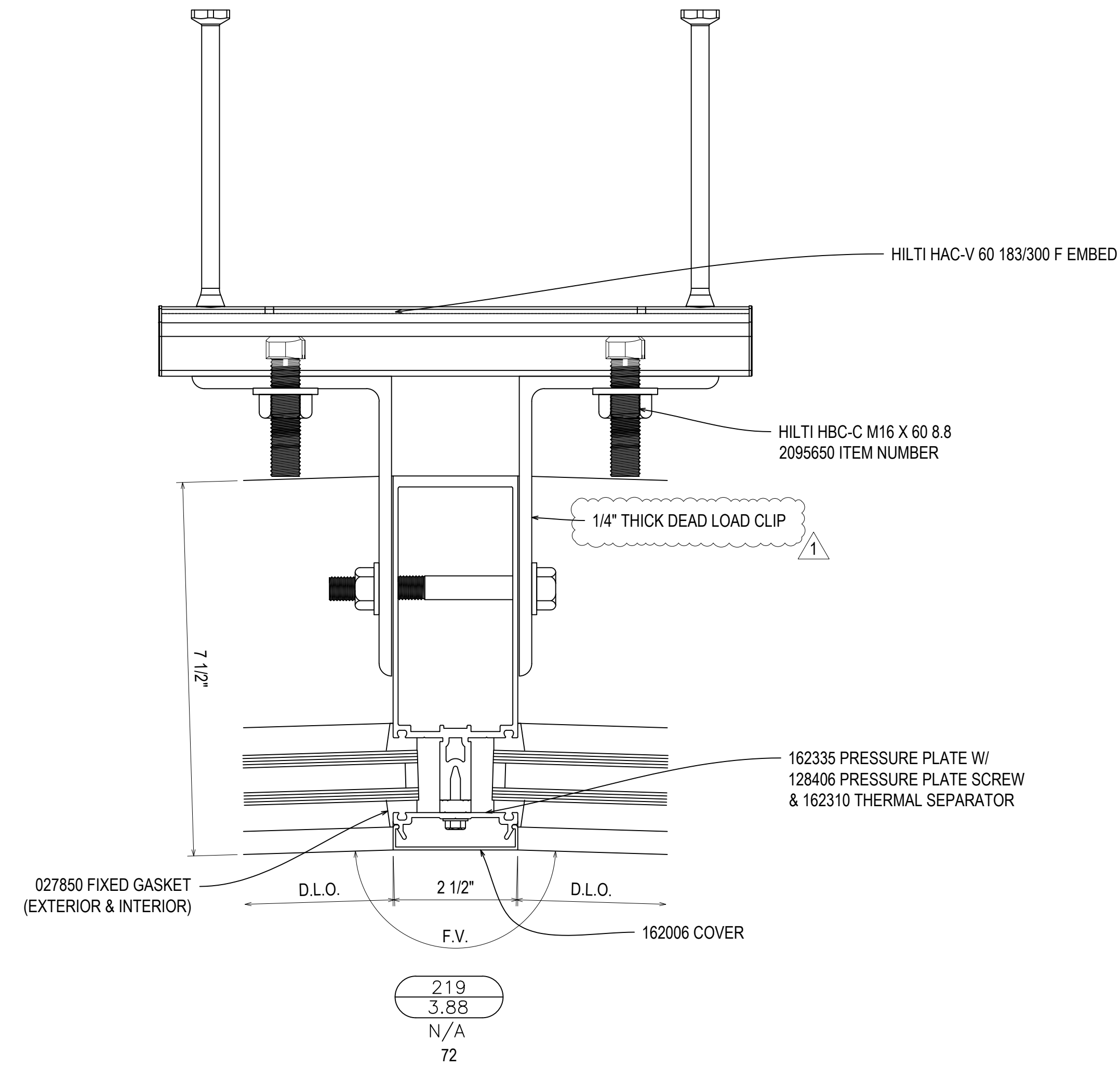
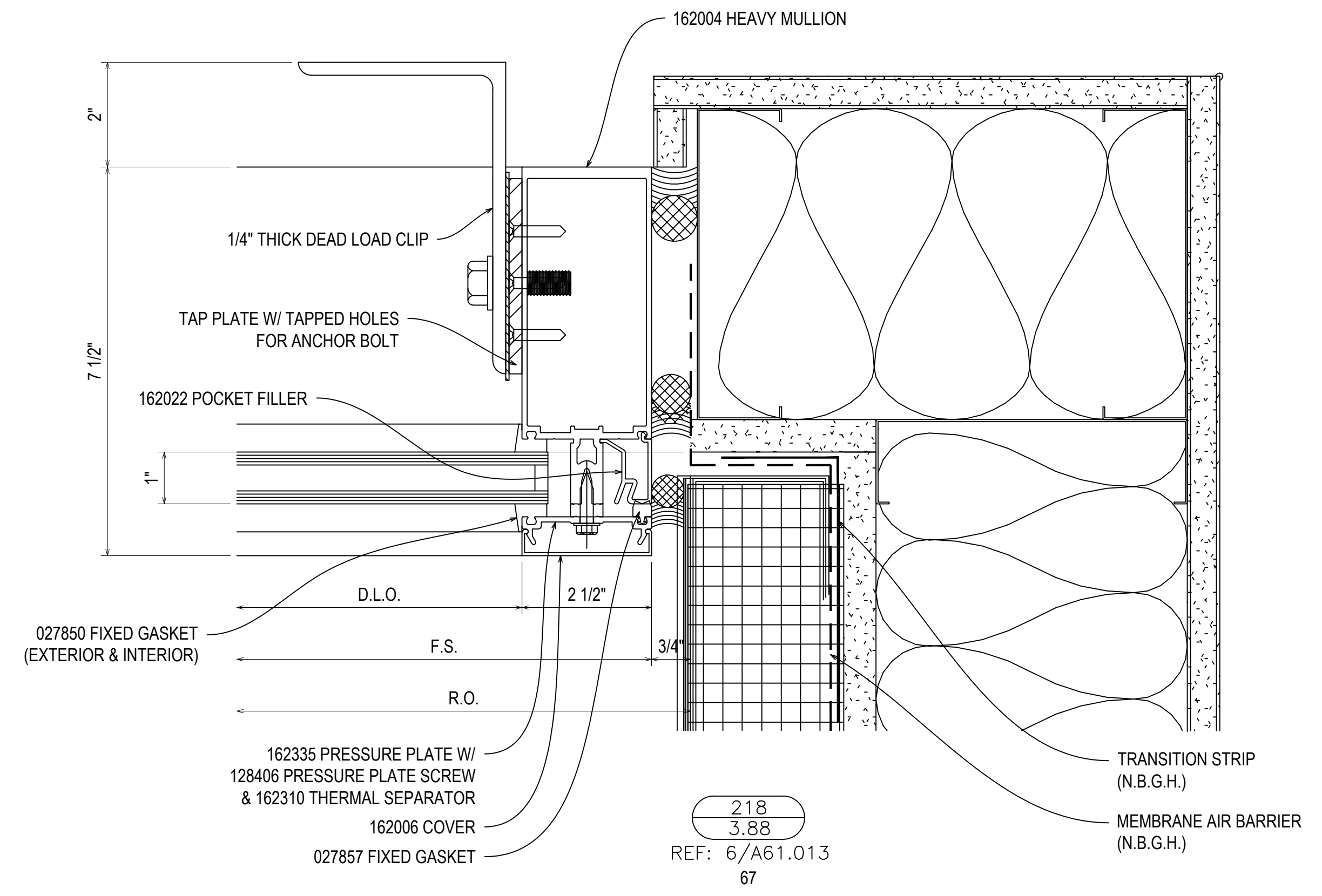
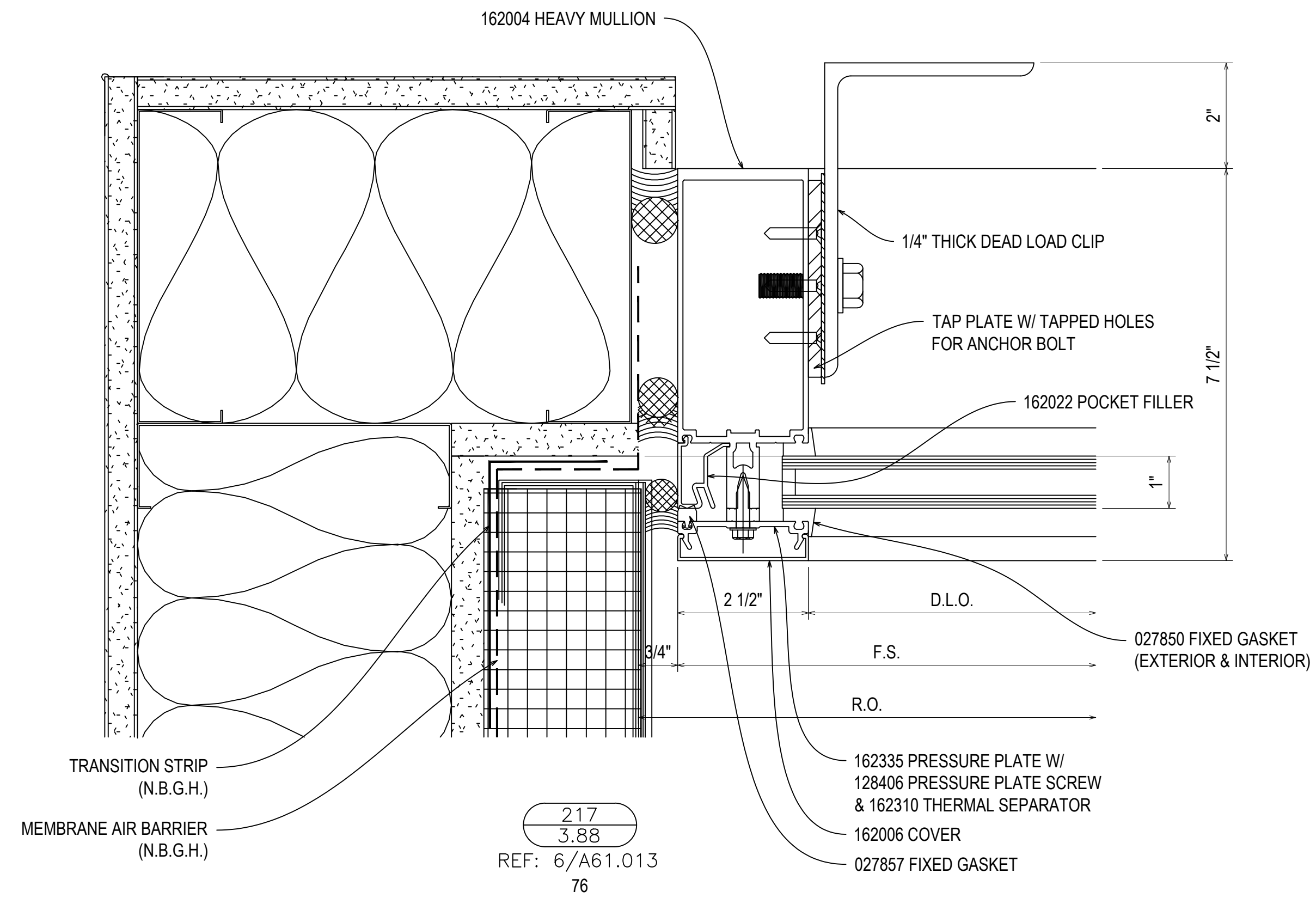
JOB #

DRAWN BY:	DATE:
RA	09.30.22
CHECKED BY:	DATE:
JT	09.30.22

**3.87B**

216  
 3.87  
 N/A  
 66 - 76

1X1 TUBE 069256  
 (FINISH TO BE BLACK)



REV.	DESCRIPTION	DATE
A	1ST REVISION	12/20/22
NO	DESCRIPTION	
	DRAWING SUBMISSION	

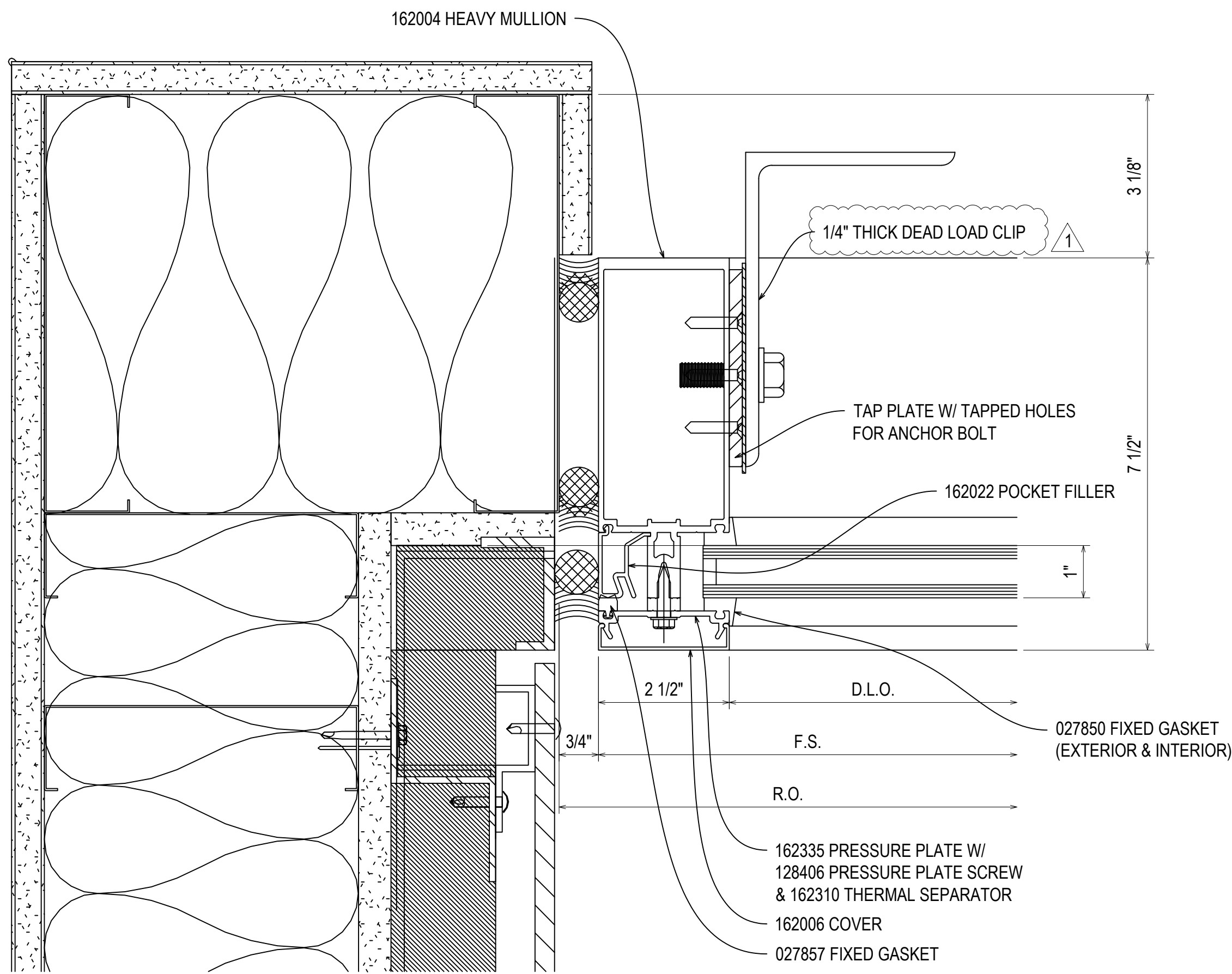
NGMC GAINESVILLE CLINICAL EXP. (LVL 03 - 09)  
743 SPRING ST NE  
GAINESVILLE, GA 30501

GRAHAM-HODGE ASSOCIATES INC.

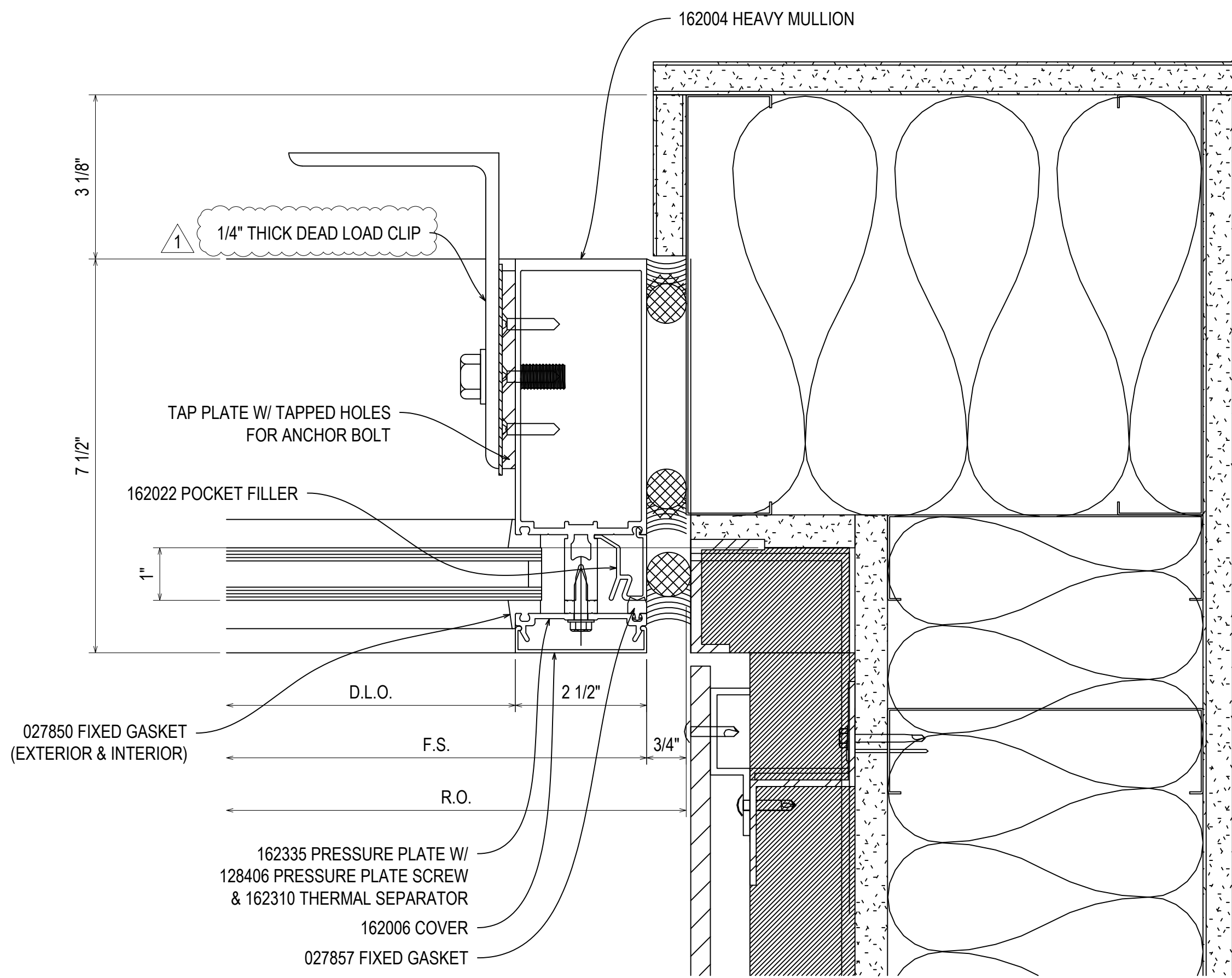
JOB #

DRAWN BY:	DATE:
RA	09.30.22
CHECKED BY:	DATE:
JT	09.30.22

3.88

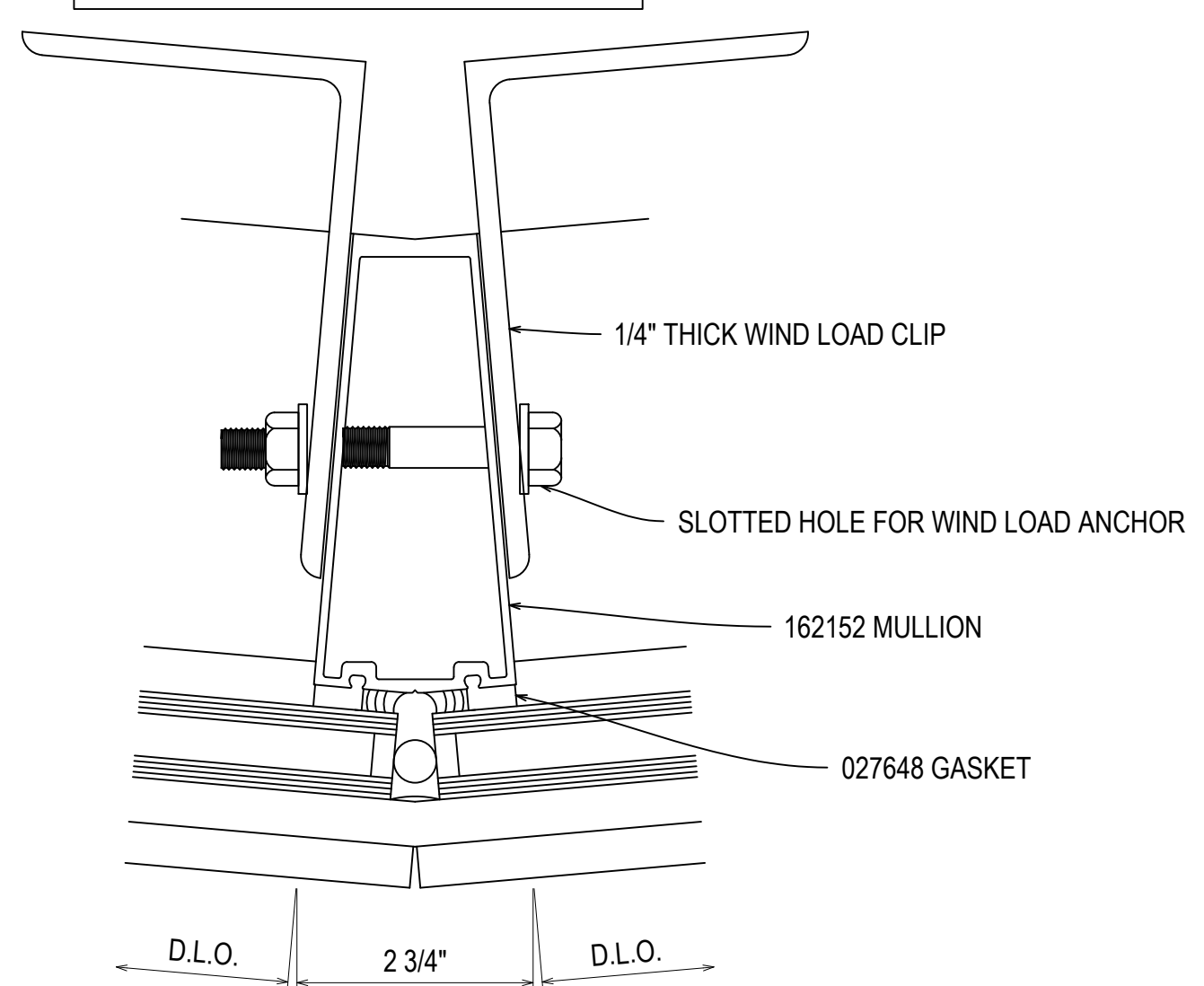


221  
3.89  
REF: 18/A61.013  
72



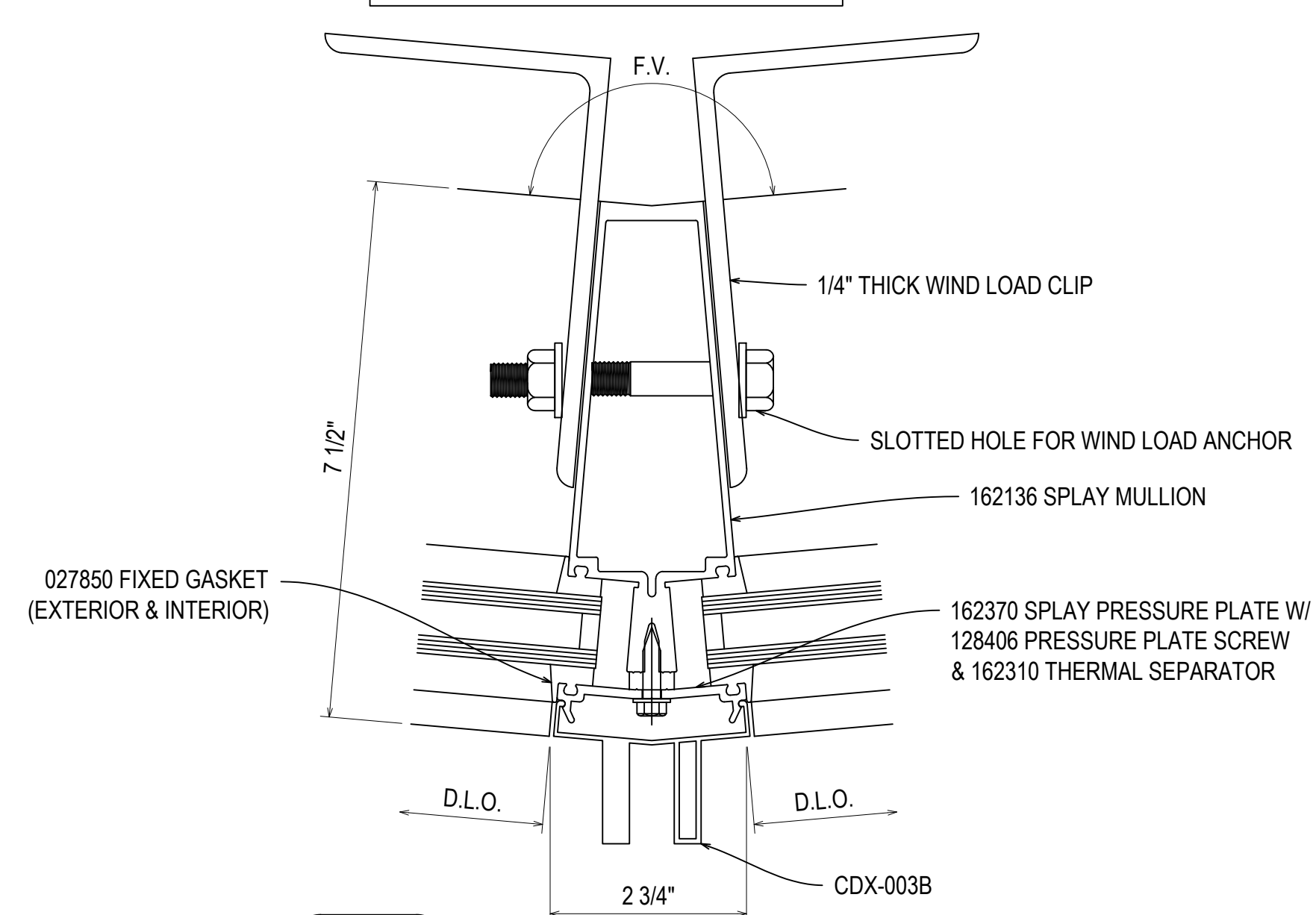
222  
3.89  
REF: 18/A61.013  
72

NOTE: EMBEDS TO BE ADDED



223  
3.89  
N/A  
77

NOTE: EMBEDS TO BE ADDED



224  
3.89  
N/A  
77

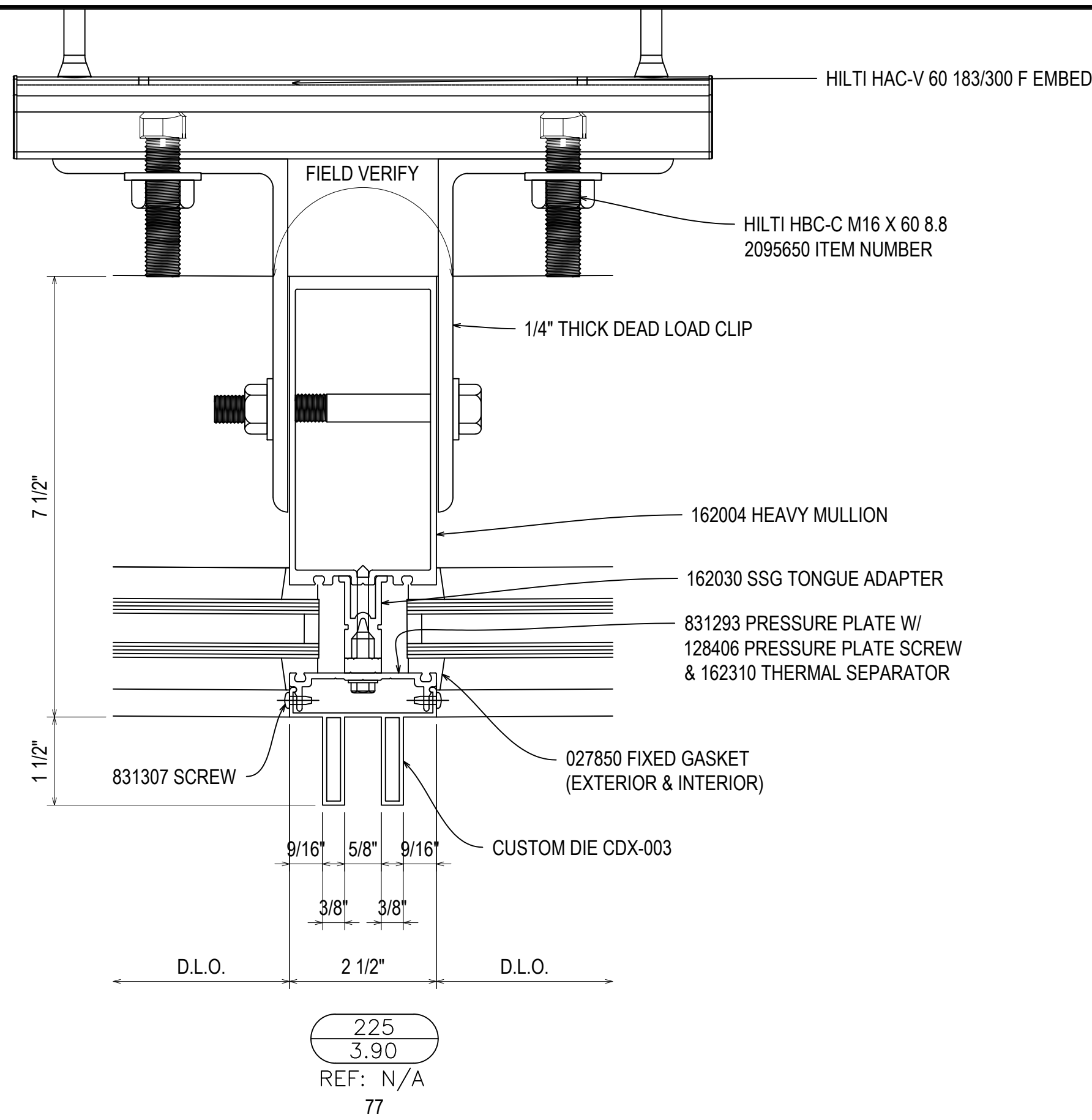
REV.	DESCRIPTION	DATE
A <td>1ST REVISION <td>12/20/22</td> </td>	1ST REVISION <td>12/20/22</td>	12/20/22
NO	DESCRIPTION	
	DRAWING SUBMISSION	

NGMC GAINESVILLE CLINICAL EXP. (LVL 03 - 09)  
743 SPRING ST NE  
GAINESVILLE, GA 30501

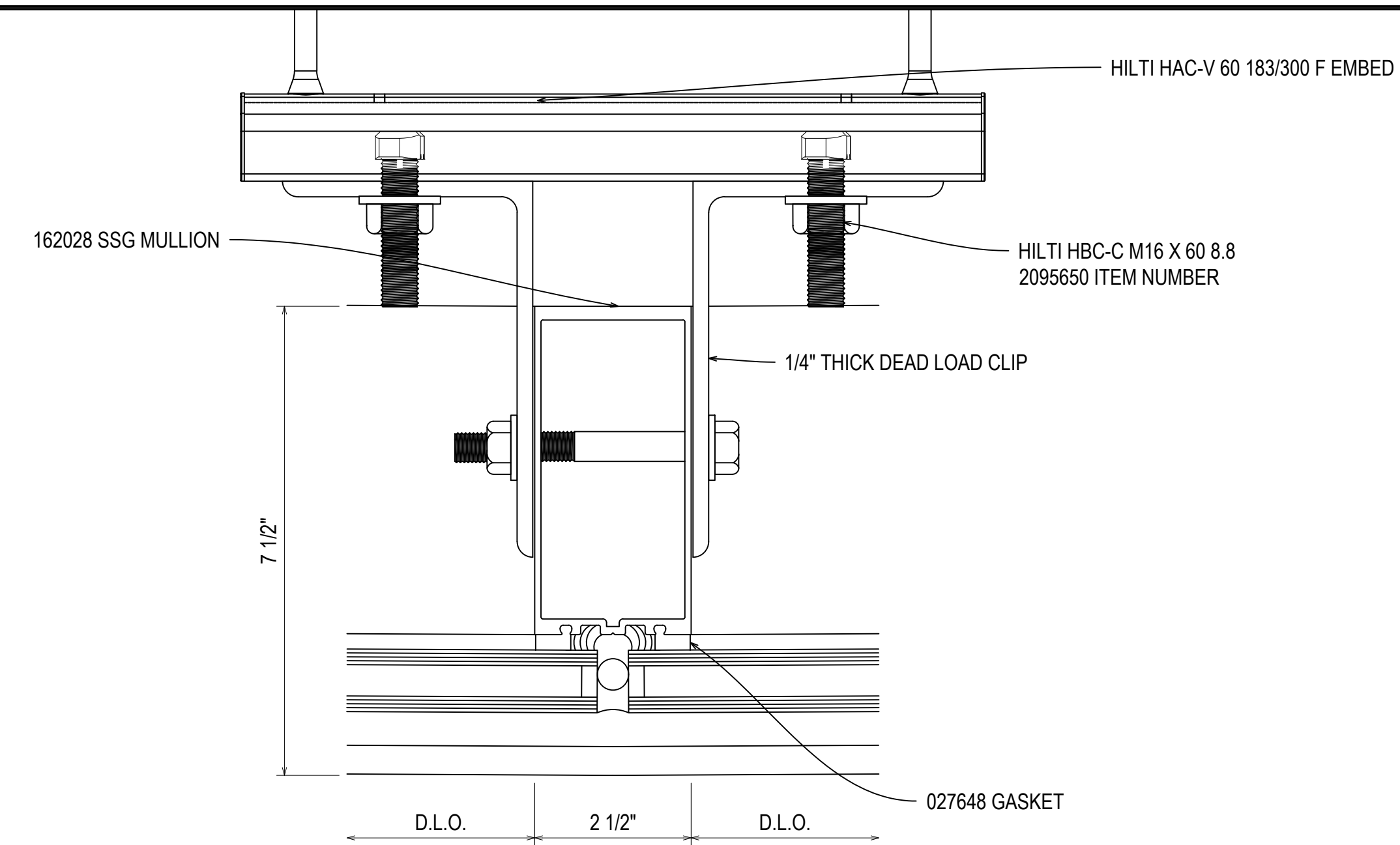
GRAHAM-HODGE  
ASSOCIATES INC.

JOB #

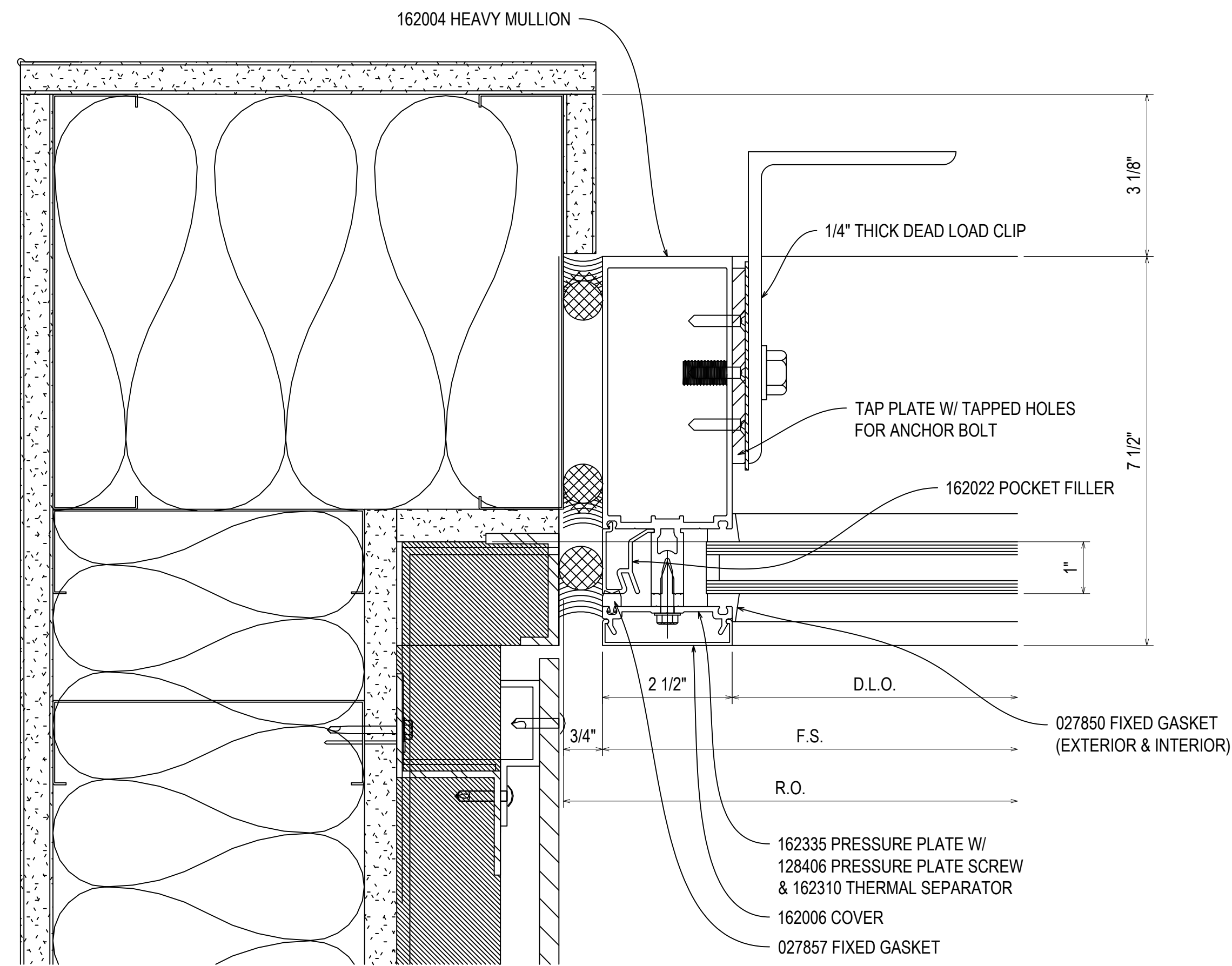
DRAWN BY:	DATE:
RA	09.30.22
CHECKED BY:	DATE:
JT	09.30.22



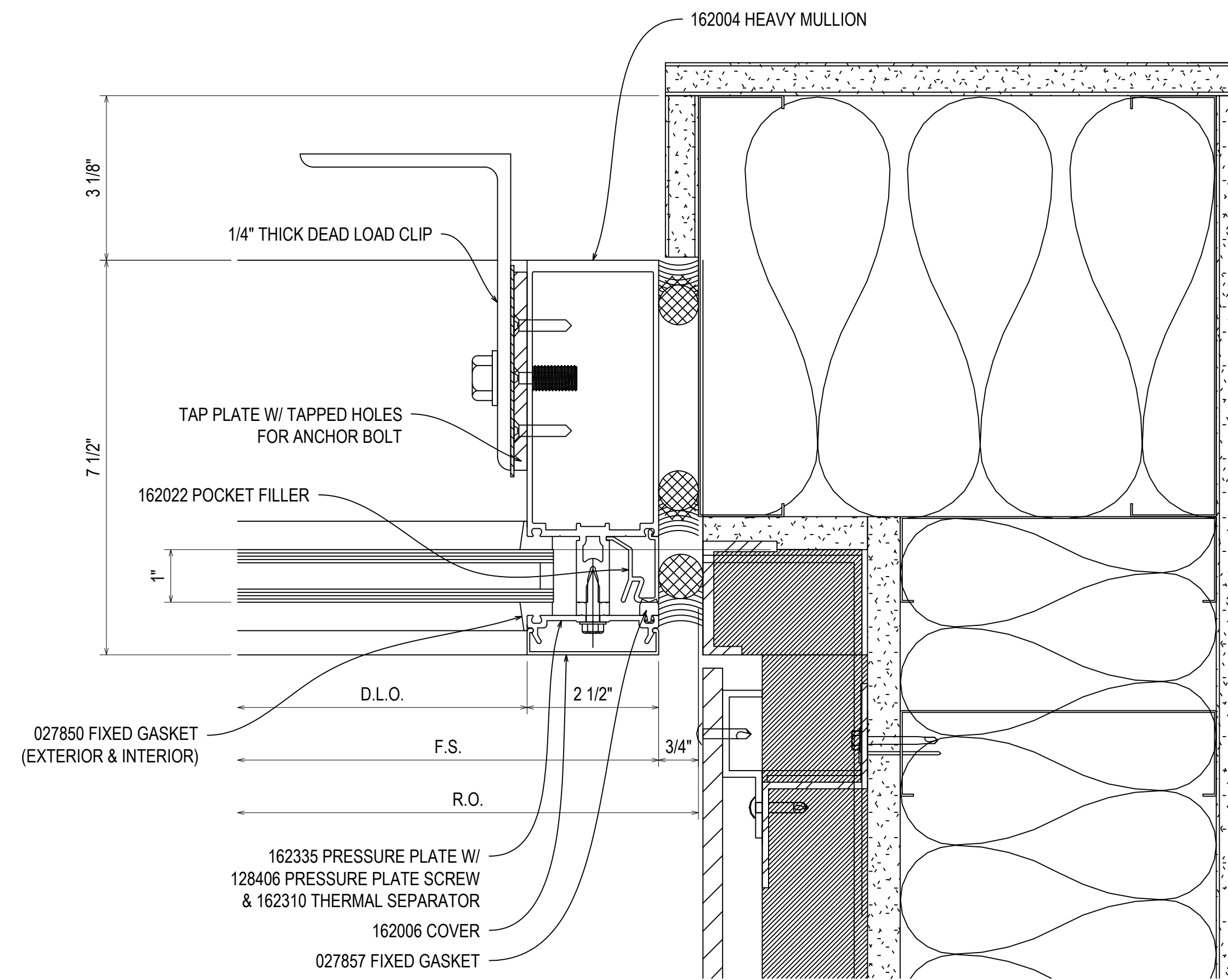
225  
3.90  
REF: N/A  
77



226  
3.90  
REF: N/A  
77



227  
3.90  
REF: 18/A61.013  
72

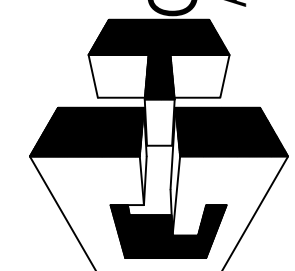


228  
3.90  
REF: 18/A61.013  
72

REV	DESCRIPTION	DATE
A	1ST REVISION	12/20/22
NO	DESCRIPTION	
	DRAWING SUBMISSION	

NGMC GAINESVILLE CLINICAL EXP. (LVL 03 - 09)  
743 SPRING ST NE  
GAINESVILLE, GA 30501

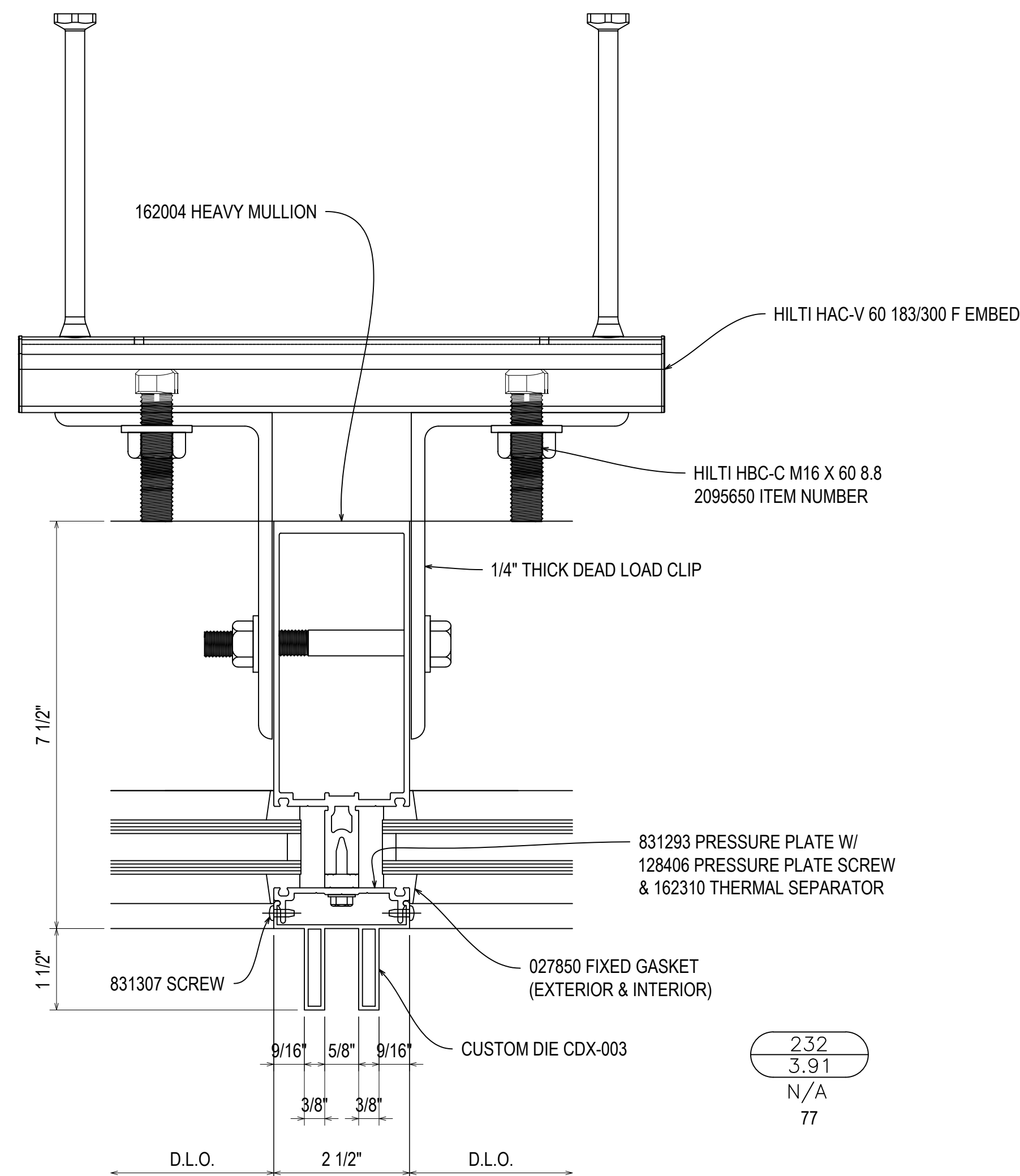
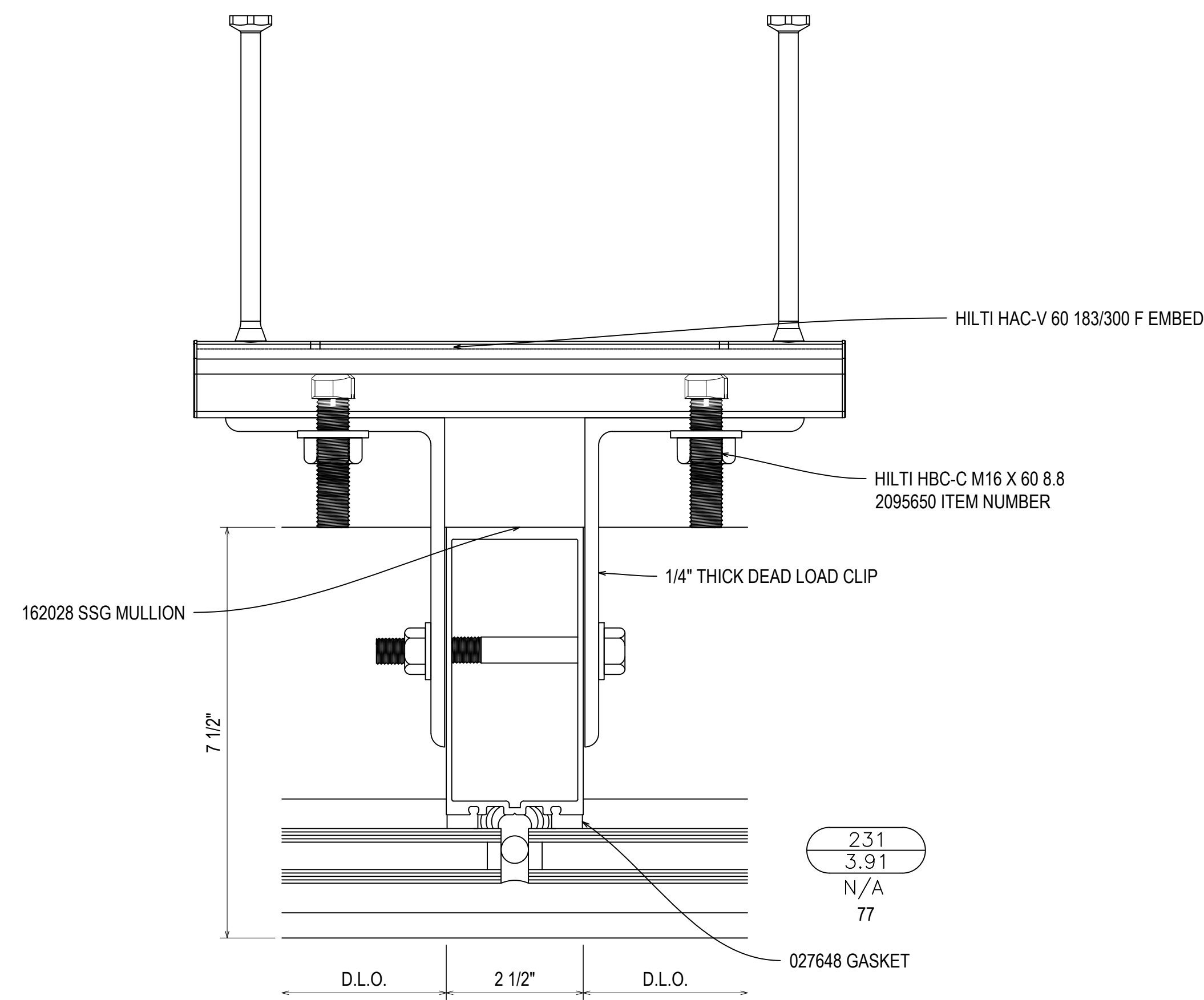
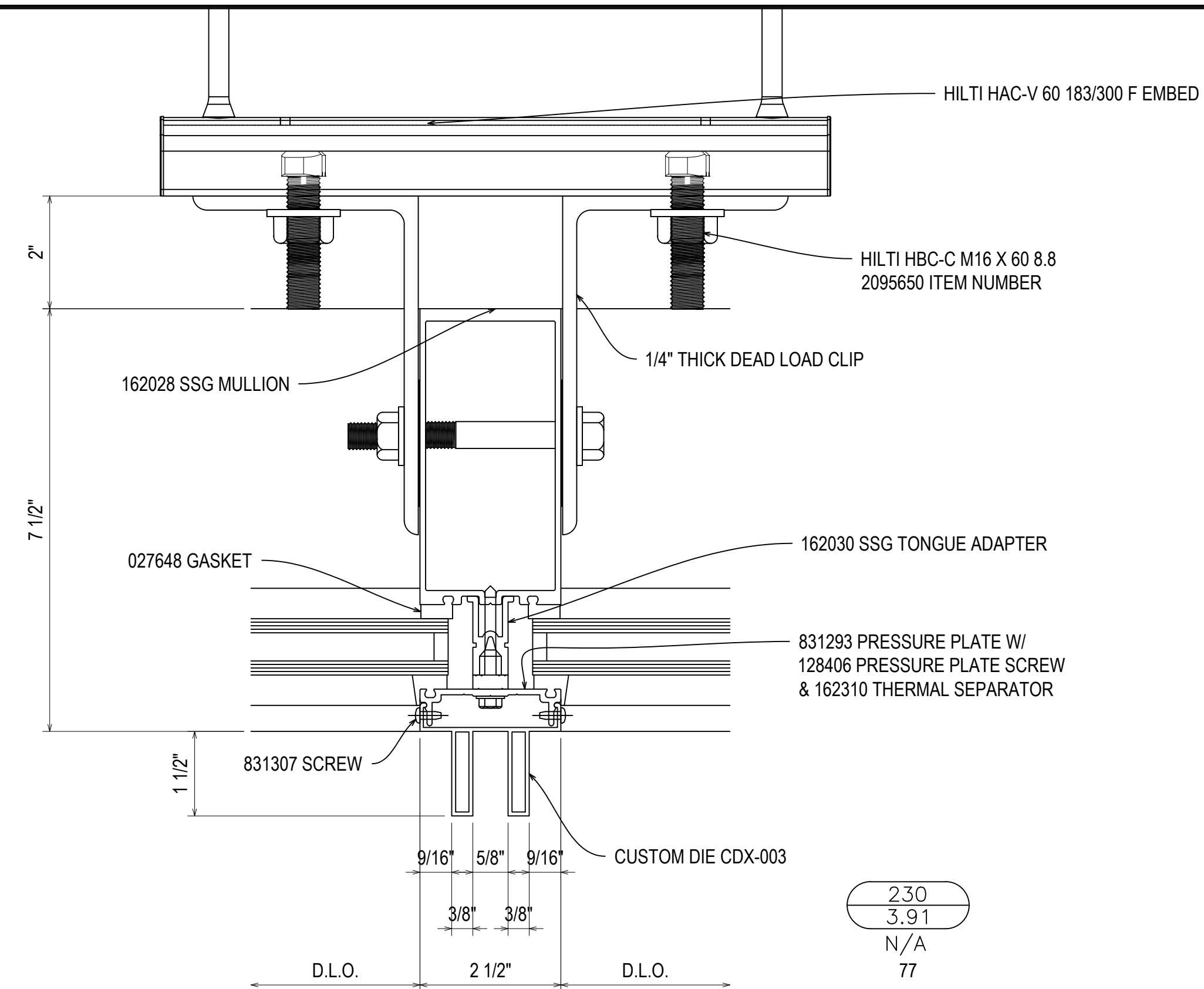
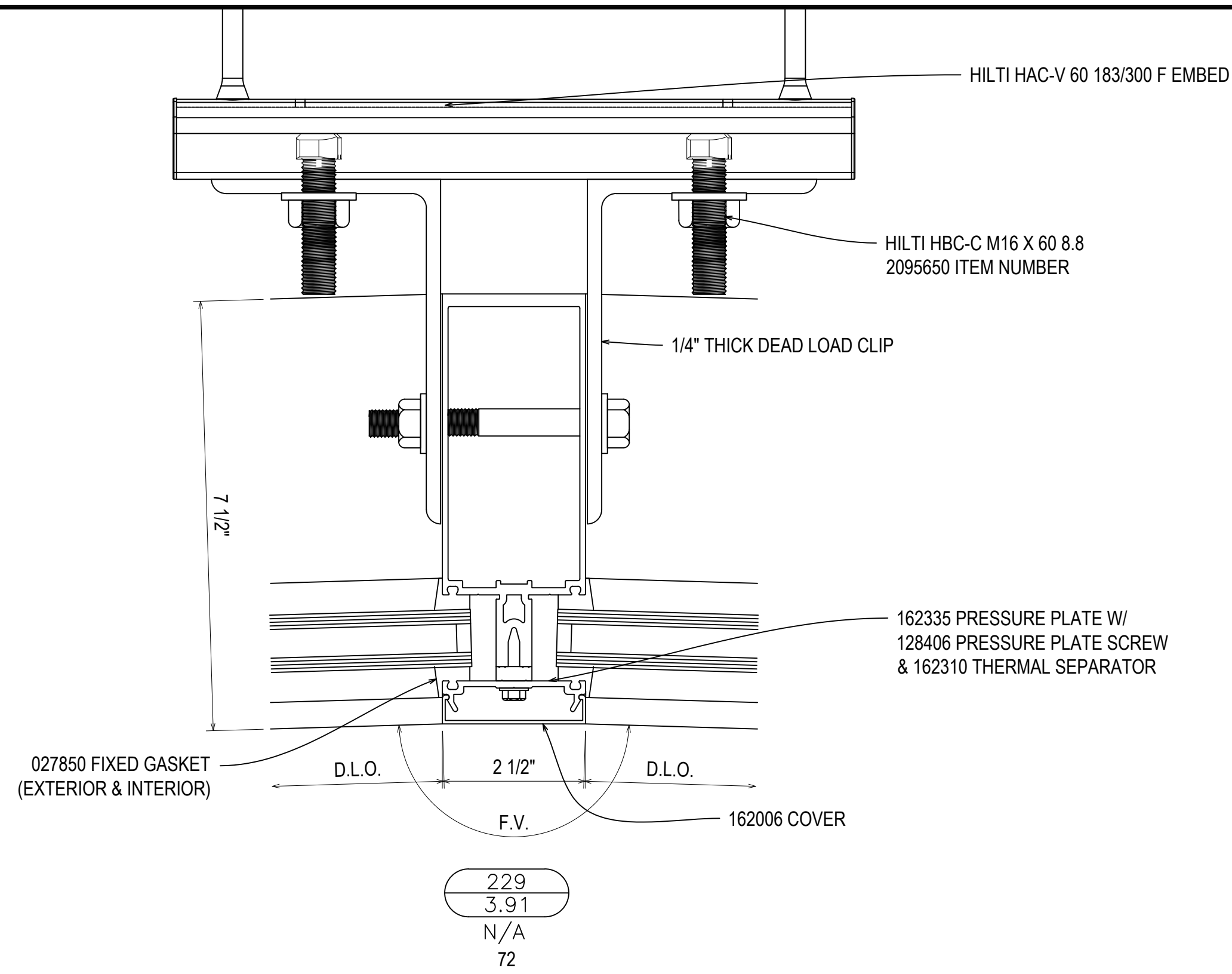
GRAHAM-HODGE  
ASSOCIATES INC.



JOB #

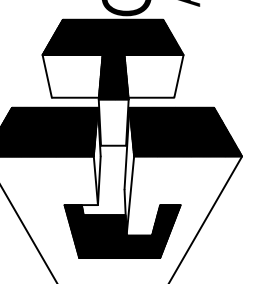
DRAWN BY:	DATE:
RA	09.30.22
CHECKED BY:	DATE:
JT	09.30.22

3.90



NGMC GAINESVILLE CLINICAL EXP. (LVL 03 - 09)  
743 SPRING ST NE  
GAINESVILLE, GA 30501

GRAHAM-HODGE  
ASSOCIATES INC.



JOB #

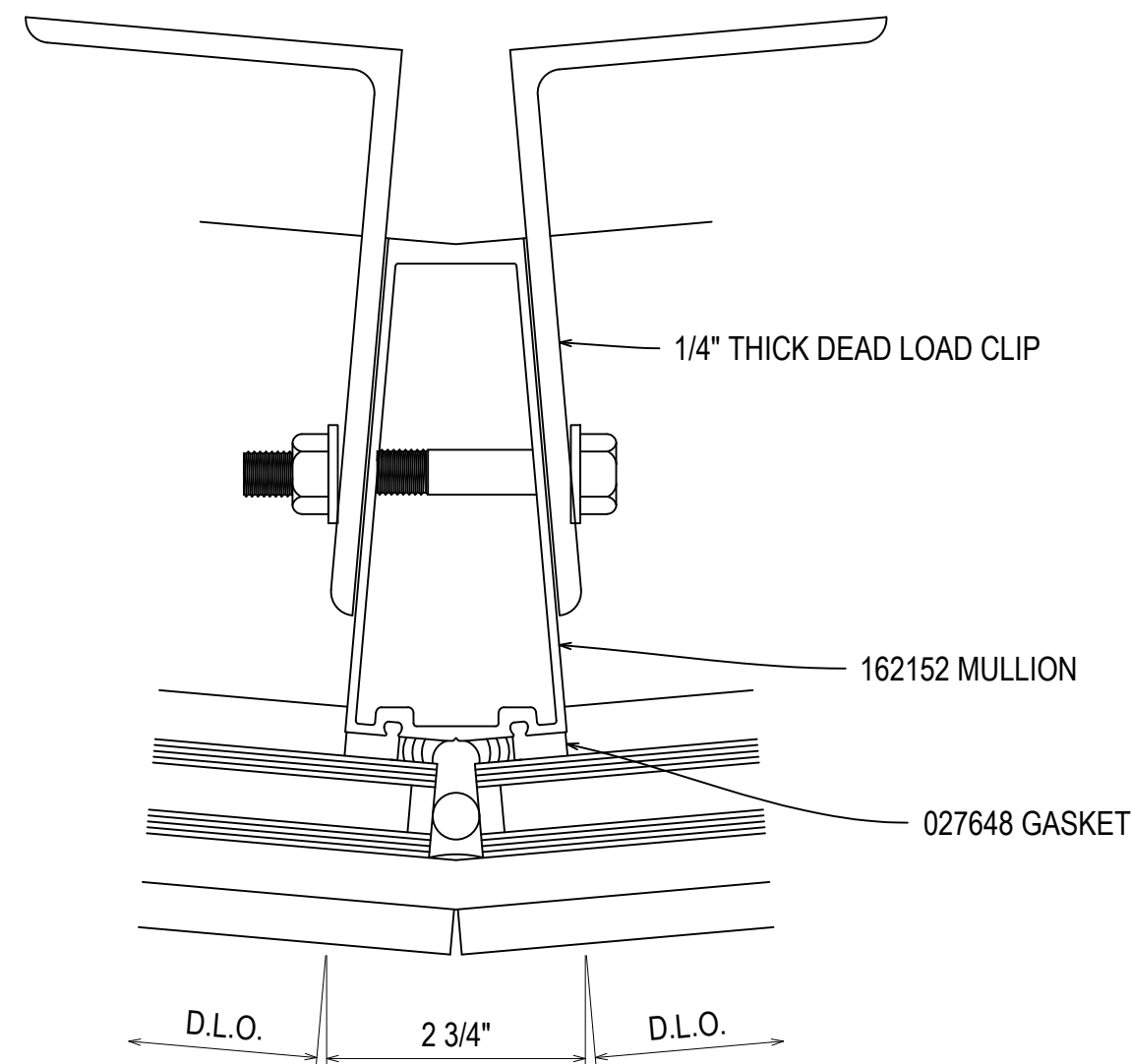
DRAWN BY:	DATE:
RA	09.30.22
CHECKED BY:	DATE:
JT	09.30.22

3.91

REV.	DESCRIPTION	DATE
A	1ST REVISION	12.21.22
NO	DESCRIPTION	
	DRAWING SUBMISSION	

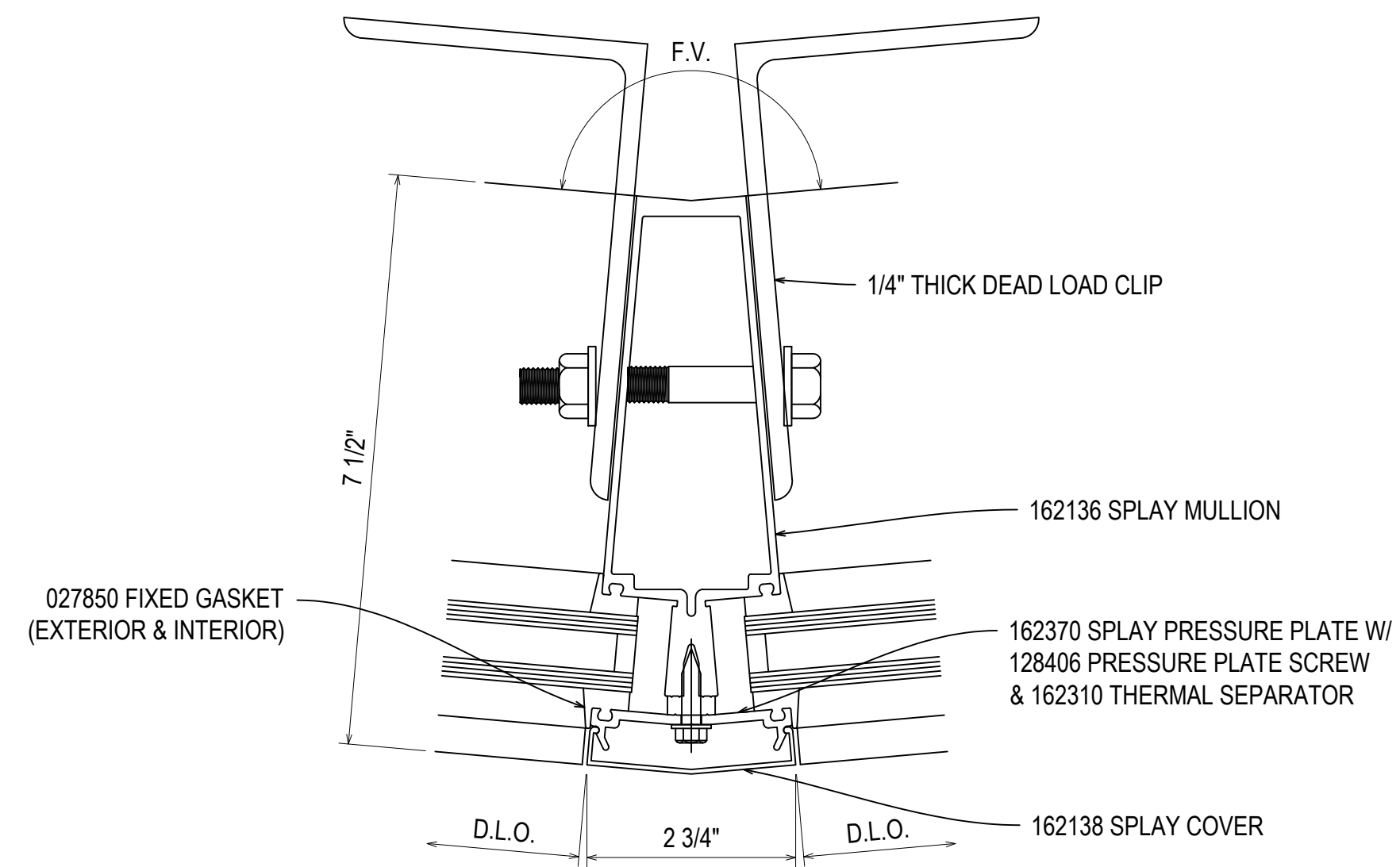


NOTE: EMBEDS TO BE ADDED



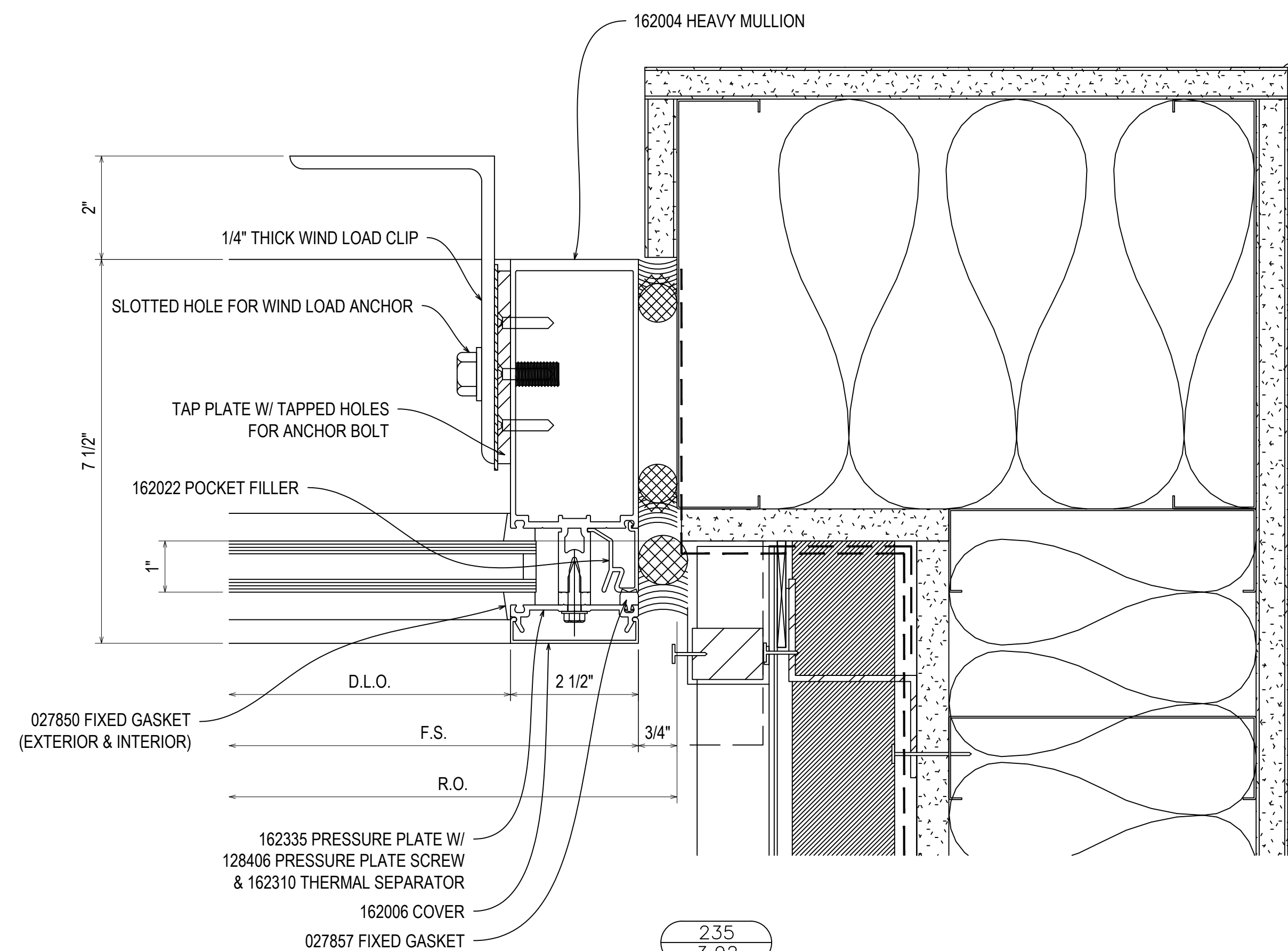
233  
3.92  
N/A  
77

NOTE: EMBEDS TO BE ADDED

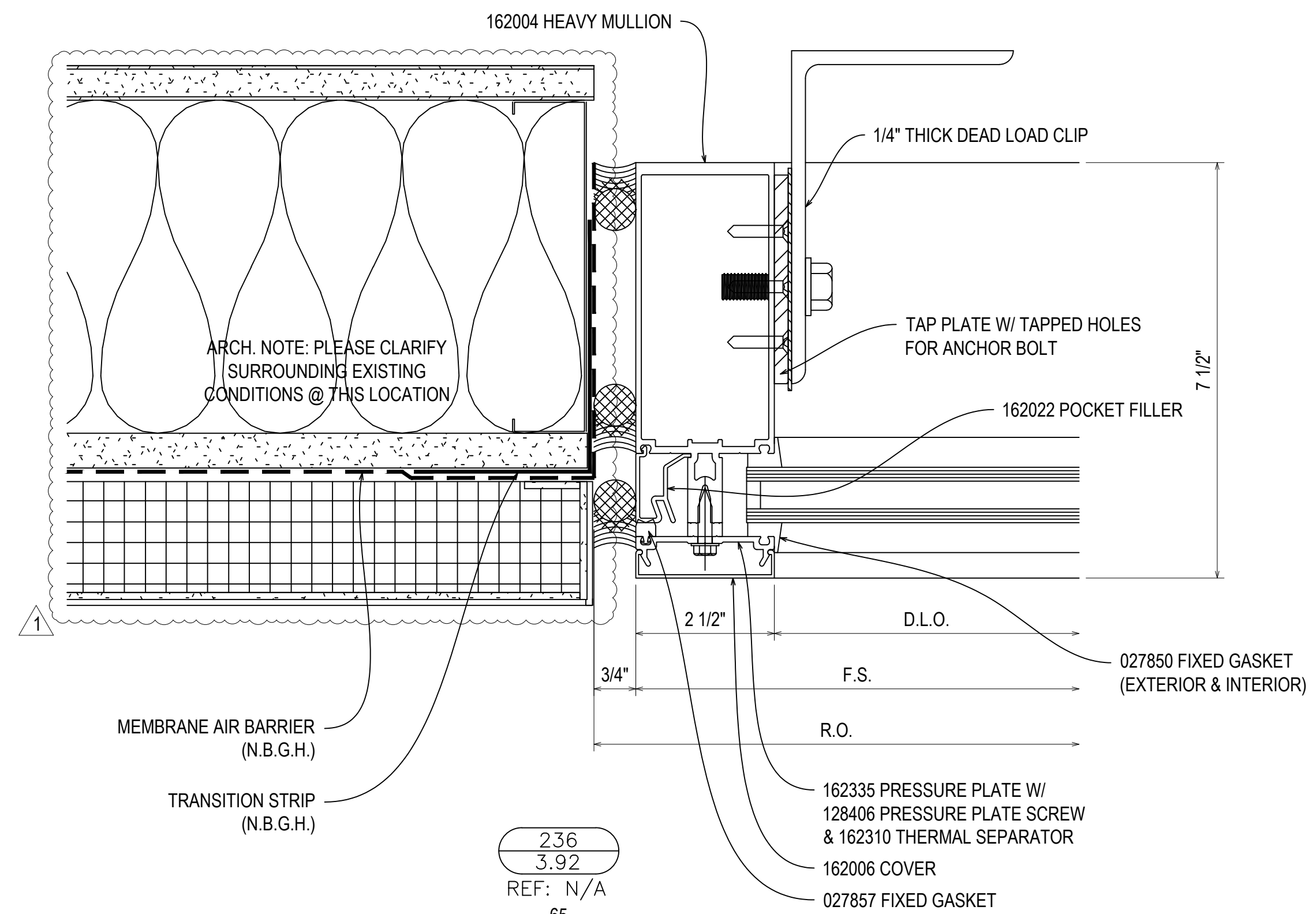


234  
3.92  
N/A  
77

NOTE: EMBEDS TO BE ADDED



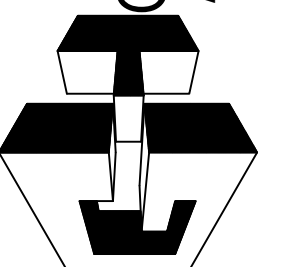
235  
3.92  
REF: 10/A61.013  
94



236  
3.92  
REF: N/A  
65

NGMC GAINESVILLE CLINICAL EXP. (LVL 03 - 09)  
743 SPRING ST NE  
GAINESVILLE, GA 30501

GRAHAM-HODGE  
ASSOCIATES INC.



JOB #

DRAWN BY:	DATE:
RA	09.30.22
CHECKED BY:	DATE:
JT	09.30.22

3.92

REV.	DESCRIPTION	DATE
A	1ST REVISION	12.28.22
NO	DESCRIPTION	
	DRAWING SUBMISSION	