





Fabric Requirements, Layout Preview, and General Instructions

-  Fabric One - 2 1/4 Yards
-  Fabric Two - 2 1/4 Yards
-  Fabric Three - 2 1/2 Yards
-  Fabric Four - 1 1/4 Yards

I have chosen a fairly simple layout this year. If you would like to make changes to the blocks or layout, you will need extra fabric. Each block will start out with an 8 1/2"(unfinished)block, then two more borders will be added to each block so that the block will be 14 1/2"(unfinished). Illustration One is the Basic Layout and Illustration Two is with the block borders included.

ILLUSTRATION ONE


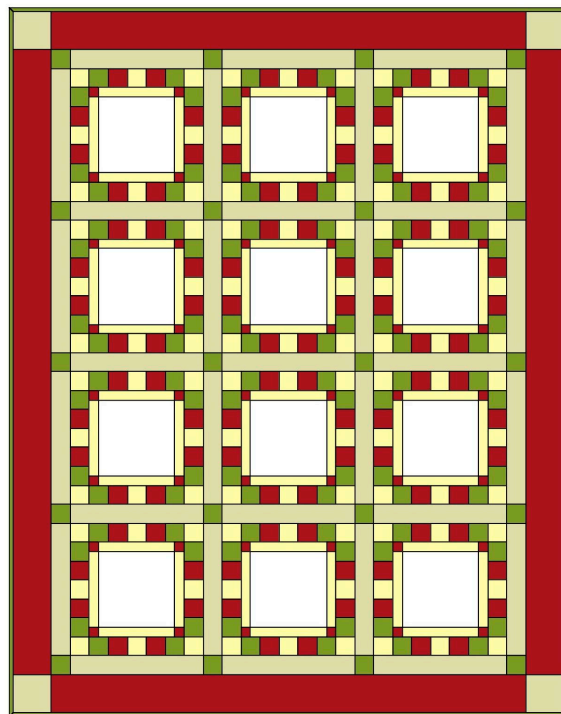


ILLUSTRATION TWO



General Instructions

- Read all instructions before beginning!
- Yardage is based on 40" usable fabric.
- All seams are 1/4 inch.
- I recommend when sewing half or quarter square triangles that you use a scant 1/4 inch.

©Jill Majers, 2013. Pattern is for personal use only. Pattern or finished product from this pattern are not to be sold or reproduced for sale without permission. <http://appleavenuequilts.blogspot.com/>