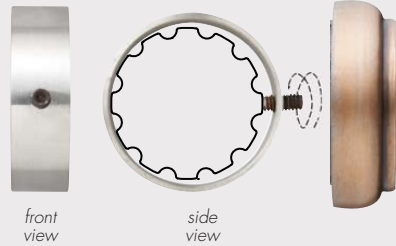


metal bands

attach any rosette to the front of a pole



Metal band slides onto pole and is locked in place with set screw. Set screw should be positioned in the front center of pole because it receives the rosette.



MB100
1" Dia metal band attaches any rosette to front of a 1" Dia pole
rosettes sold separately
shown: EC3 rosette on RR100 pole, finish 620 Weathered Iron



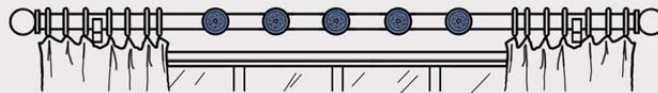
MB138
1 1/8" Dia metal band attaches any rosette to front of a 1 1/8" Dia pole
rosettes sold separately
shown: R24 rosette on WS38 pole, finish 200 Walnut Gold with Gray Accents



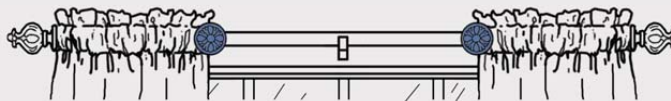
MB214
2 1/4" Dia metal band attaches any rosette to front of a 2 1/4" Dia pole
rosettes sold separately
shown: R2 rosette on 225WG pole, finish 710 Tarnished Silver

common uses for metal bands

1. repeated decorative embellishment along the length of a pole



2. hold gathered rod pocket fabric panel in place



3. ring stop

