

September 2019

www.nmra-scwd.org

Volume 51 No. 1

Super's Report

Phil Hottmann

Division Superintendent

Well, the summer is almost over. It seems like it just started a few weeks ago.

Hurting my back sure cut into some of the summer's activities. In spite of that, I thought I would be able to complete a few projects on the layout, which did not happen.

We just got back from a wonderful trip to the south shore of Lake Superior. Not a lot of railroading activities, but we did see the oar docks in Marquette and some switching in Munising at a paper factory. We visited the Valley Camp Museum in Sault Sainte Marie. This museum is located inside of a 1917 stream powered freighter. Even though this ship is relatively small by today's standards, the ship was 550' long and housed the museum within the cargo hold. There were many fantastic models of various ships. In addition, you could tour topside and see the crew quarters.

Once again, John Haverberg did a marvelous job planning the Summer Picnic. The Picnic was well attended and the weather did cooperate with us this year. It was great to see many youths in attendance. I know I enjoyed the day, I hope everyone else did as well.

As we plan for the upcoming season Bob McGeever put together our budget. It looks very promising that we break even this year. If we do better than expected at the Train Show I would like to go back to the old pricing structure for the banquet and the picnic.

Next SCWD Meet:

September 8, 2019 at 1:00 pm
Zor Shrine Temple

Model & Photo Contests: Page 2-3

Clinics: Page 2

Next BOD Meeting:

September 9, 2019 at 7:00 pm
Culver's Restaurant
2102 W. Beltline Hwy.

Next Youth Group Meeting:

September 22, 2019 at 1:00 pm
Zor Shrine Temple

Ellen's & my plan for the upcoming railroad season starts with a trip to the National Narrow Gauge Convention in Sacramento. We have attended this convention several times before. We usually extend the vacation to a couple of weeks allowing us to tour other sites in the area. This time we will be able to visit Yosemite National Park, Lake Tahoe, the California coast and the wine country.

I am especially looking forward to all the great modeling that is presented at the convention. Some of the modular layouts and contests at the convention site are superbly done. We will also hit a number of the layout tours.

Since I'll be at the convention, I'm going to miss the September meet but I look forward to seeing everyone at the October meet.

Phil Hottmann
Superintendent

Clinic Corner

By Bob Wundrock
Clinic Chair Emeritus

I'm pleased to have Rich Mahaney once again for our kickoff September meet. He will be presenting these new clinics:

“Sign Me Up”!

A 60 minute presentation that looks at the signs and murals that are painted on buildings that can be modeled to add more interest to blank walls of buildings or advertising.

“Peninsulas”

A 60 minute look at the use of “peninsulas” to add operations, industries, yards and other items to expand a layout in a small or large space.

I'm still looking for clinicians for our March, April and May meets. So...if you have an idea that you can work into a 45-55 minute presentation, let me know.

If you need some help editing it into a Power Point presentation, let me know.

The SCWD is still looking for a member interested in taking over the reins as Clinics' Chair.

See you in September.

Bob

Layout Tours

Phil Hottmann

We have a number of layouts lined up for this season. So far, we have at least one layout for each available meeting. If possible, I would like to get at least one additional layout if available in the same area as those listed below.

If you think you might be interested, please contact me. Phil

Contest Column

Dave Down and Dave Lendved, Co-Chairs

Our regular meetings are starting up for the fall and so are our popular vote contests.

The Video contest will start accepting entries in November (through March 1). The two categories will be Prototype and Model. Voting will be concluded by April 15.

The Popular Vote Contests' theme for the September 8 meeting is “Favorite Train”. Some of you have done some traveling this summer and may have a “new favorite.” Or, maybe you have an “old favorite.” Whatever your favorite might be, we are looking forward to seeing it next month. And in October the theme is stations and terminals, so we have plenty to look forward to.

September 8 Photo and Model Contests Theme:

Favorite Train

Cat. A Steam

Cat. B Diesel

Cat C. Electric

Cat. D Gas/Other

October 6 Photo and Model Contests Theme:

Stations and Terminals

Cat. A Passenger

Cat. B Commuter

Cat. C Whistle Stop

Cat. D Freight

		Area	Layout #1	Layout #2
September	2019	rural Pine Bluff	John Welch	
October	2019	Waunakee	Rusty Dramm	
November	2019	Sun Prairie	Stan Michelstetter	
December	2019	Verona	Phil Hottmann	
January	2020		Rail School	
February	2020	Verona	Bill Clancy	
March	2020	Stoughton	Bob McGeever	
April	2020	West Madison	Larry Goss	
May	2020	West Madison	Keith Thomsen	Bill Clancy

SCWD 2019-20 Video Contest Guidelines

Steve Lanphear

This year's SCWD video contest will be open for submitting entries on November 1, 2019.

Here are the things you need to know:

- There are two categories: **Prototype** and **Model**.
- The contest is open to those who attend the SCWD meetings.
- The person submitting an entry must be the one who took the video, however you may have help from others in editing your entry.
- The video can be from any time period (it doesn't have to be taken just to enter this contest).
- It has to be a **maximum** of 5 minutes in length, but can be any size less than that and the file has to be less than 2GB in size.
- All videos must be on a railroad theme.
- The video can have title screen but not necessary, however there should be no names or identifiers on it (it is a "blind" contest).
- For the **Model Category**, the video can be of anyone's layout, not just your own.
- First, second and third place will be given for each category (no points given toward annual Photographer contest).
- Deadline for Entries – **March 1** (you will upload all entries to the website listed on the SCWD website, Video Contest webpage).
- You may enter more than once (max. of 5 entries per person).
- Voting starts **Mar 10** on the SCWD Video Contest webpage.
- Voting will be closed on end of day **April 15**.
- Winners will be announced at the May Meeting.

Good Luck!!!

Steve



Youth Group

Steve Brist

The SCWD Model Railroad Youth Group does not hold monthly meetings during the summer months but we do get to do some railroad related activities. In July, our members attended the SCWD annual picnic at Little America. For the last few years, the Youth Group has gathered early on the Saturday morning of the day of the Picnic at the Little America Whiskey River Railroad yard to observe the firing up of the steam locomotives. We tour the shop building and the roundhouse and observe the preparations for the day's runs. We watch the crew members as they put coal or oil in the fireboxes and water in the boiler. We learn about the how and why of the various locomotive appliances such as the injector, the Johnson bar, the blower and the generator. We watch as valve gear moves in response to the Johnson bar. And we get to talk to the crews and ask questions. We again had a fun time and learned a lot.

Another summer tradition for the Youth Group is the annual field trip. This year there were two places to visit---Mid-Continent Railway Museum in the morning and the Riverside & Great Northern in the afternoon. Both are located in Sauk County. In recent years, Mid-Continent has pulled its trains with small diesels, although locomotive Chicago & North Western Railway 4-6-0 is under restoration. There is also a large collection of rolling stock and locomotives.

The Riverside & Great Northern is a 15 inch gauge railway with steam and diesel engines, located in Wisconsin Dells. So its track gauge is one inch narrower than Little America's Whiskey River Railway, which 16 inch gauge. The R&GN was built by a father and son team of C&NW engineers, Elmer and Norm Sandley. We are fortunate that Youth Group admissions for the field trips are paid by the adult SCWD organization and we thank you for this support.

In September, we will resume our monthly meetings at the Zor Shrine Building. Our first meeting is Sunday September 22 at 1 PM. See you then!

Steve



Modeling Project Contest

Dave Lendved

HO scale - DPM "Kelly's Saloon" N scale - DPM "Cricket's Saloon"

We will be offering N and HO scale DPM structure kits to produce a diorama.

N scale kit will be "Cricket's Saloon". HO kit will be "Kelly's Saloon".

You may sign up at the September or October SCWD meeting.

Adult entry fee will be \$15.

DPM kit pickup will be at the October and November meetings.

Winners chosen by popular vote at the April 2020 meeting.

Adult: first place-\$75, second place-\$50, third place-\$25.

Project Guidelines:

Must complete diorama and bring to April 2020 meeting.

Pay entry fee at sign up or pick up. Fee returned upon entry at April meeting.

Project Rules:

1. DPM kit must be assembled and part of the diorama.
2. Kit may be altered and modified.
3. Some recognizable part of the original kit must be used.
4. Diorama should have scenery and details.
5. Size of diorama not to exceed 200 square inches (150 square inches N scale).



Bill Mitchell SCWD Member



RECOMMENDED

My interest in British Railroads was started when I purchased an HO "Harry Potter" Hogwarts Express train set from Toys-R-Us just after the first Harry Potter movie was release.

Since then, I was able to purchase an "OO" model of the Mallard locomotive and a few passenger cars produced by HORNBY from a vendor in the United Kingdom. "OO" trains run on "HO" track.

Looking at the history of the Mallard locomotive, I found a book:

"Mallard - How the "Blue Streak" Broke the World Speed Record" by Don Hale.

The book contains a reference to a publicity film promoting English railroads and the ROYAL MAIL Service. That film from 1936 was just recently uploaded to YOUTUBE. I thought that you may be interested in seeing the video. (There is a short ad that you can skip in 8 seconds)

Here is the link with comments:

<https://www.youtube.com/watch?v=sLFv6CutWzI>

Comments on the Documentary Film (from the YouTube website:

Night Mail is a 1936 English documentary film directed and produced by Harry Watt and Basil Wright, and produced by the General Post Office (GPO) film unit. The 24-minute film documents the nightly postal train operated by the London, Midland and Scottish Railway (LMS) from London to Glasgow and the staff who operate it. Narrated by John Grierson and Stuart Legg, the film ends with a "verse commentary" written by W. H. Auden to score by composer Benjamin Britten. The locomotive featured in the film is Royal Scot Class No. 6115 Scots Guardsman.

Night Mail premiered on 4 February 1936 at the Cambridge Arts Theatre in Cambridge, England in a launch programme for the venue. Its general release gained critical praise and became a classic of its own kind, much imitated by adverts and modern film shorts. Night Mail is widely considered a masterpiece of the British Documentary Film Movement.

AP Corner

Ken Hojncki



Hallelujah! Thanks to Al Potts, Bill Clancy and Bob Wundrock, I earned enough points in my scenery evaluation to qualify for the AP Scenery Award, despite a “flat” tree. The prep wasn’t all that hard and finally got me moving on finishing the scenery in at least part of the layout. As you have heard me lament, it took quite a while to maintain my focus on the area to be evaluated and not go dipping into other projects. That was the hardest part. First, I made a list of the elements I needed to be included and what would give me extra points on the evaluation (no, it isn’t judging—there is no contest, just determining if all requirements were met and what and how far beyond my efforts went). Then I looked over the areas of the layout I thought I could have judged. Here’s one sticking point—all the work must be done by you. Since Pete Reinhold has been helping me with the layout for many years, we have both had our hands on a number of areas. After checking with National, I was told that all of the evaluated elements had to be done by me alone. By the time I asked this question, probably 70% of the scenery on the layout was touched by both of us.


After determining the area, I then tried to look with a critical eye at everything in the scene starting at one end of the area to the other. I made notes of what needed to be worked on and went back over this review a couple of times to see what I missed. Yes, I had. My advice? Look up, look down, look all around, from every conceivable viewing angle. You might also want to take some simple digital pix as the camera often sees things you don’t. Once that was done, I started fixing/finishing elements and going over the evaluation form to be sure I had all the requirements. Then I started on the narrative. I chose to talk about the elements in each section of the form, again starting from one end to the other, and pointing out what on the layout met or exceeded the requirements of each section. Then you need to go back with your draft and start reading and looking as the evaluators would do to see if you missed anything. I did and was glad I caught the missing extra point items.

The biggest part of the application for me was photos illustrating the features outlined in the narrative. Referring to the narrative, I took simple photos (contest quality not necessary) then pasted them into my Word document. To keep the photos large enough to see the details, I ended up with 9 ½ pages of narrative.

Then it was just a matter of filling out the two simple Statement of Qualification and the Evaluation Forms. Al, Bill and Bob did the real work on the Evaluation Form; I just did the name, NMRA number and some other info plus a signature. It’s easy getting folks to evaluate. Our MMRs are always available and anyone who has already earned the award (Bill) are the first choices.

Now the forms are in the hands of National. Sometime, hopefully soon, they will have reviewed the application materials and determined I have done enough to earn the award. This will be my sixth award, meaning I have only one to go for MMR. That one will probably take more time as I have to scratchbuild 8 cars. I am already working on choosing my candidates and acquiring additional tools I think will make the job easier. I’ll keep you posted on my progress.

Here are a few photos of my layout:



Wicked Memories of the WICT

By Rusty Schramm

The guest at our March meeting, Otto Dobnick, gave a slide presentation on the Wisconsin and Calumet Railroad. (The WICT.) Otto shook up some old memories for me because I worked for the WICT during its last years.

Like all railroad nuts, I had always dreamed of working on the railroad. I am old enough to remember steam engines in regular service. I vividly remember standing trackside near my cousin's house in Pewaukee watching the Hiawatha come pounding by at speed. Wow! It was an amazing thing to see.

When I was young, my Mom would sometimes ask my Grandpa to babysit for me. My Grandpa's idea of babysitting was to take me on the street car downtown to the Chicago & Northwestern Station on Milwaukee's lakefront. We would go in the depot, and Grandpa would buy me an ice cream cone (for a nickel!). Then we would go outside, sit on a bench on the hill overlooking the track, and watch trains.

When you're 5 years old, it just doesn't get any better than that! Trains were so cool! Who would want to do anything else?

Well, life goes in different directions, and by the time I finished high school and took care of my obligation to the Army it was the late 1960's. Steam engines were long gone, railroads were in decline, and getting a railroad job was out of the question.

I came to Madison to go to U.W. and by the time I graduated I had discovered the Mid Continent Railway Museum in North Freedom. Here were steam engines again! I joined the museum in the 1980's and learned the trade. I wasn't being paid, but I loved finally being a railroad-er.

Enter the WICT. I volunteered as a car attendant on one of the WICT Steam Excursions out of Mazomanie and made the acquaintance of some WICT employees who suggested I go to the office in Janesville and put in a job application.

I went to Janesville and applied. They thanked me for my interest and told me they weren't hiring. They filed my application in a drawer and that was that....I thought.

Several weeks later I decided to poke my nose in and see what, if anything, was shaking. I walked in the door and Operations Manager Ken Campbell looked up and said "Did you bring your work shoes?" Being quick witted and smart I responded with "huh?"

Ken explained that an employee just quit and he needed to replace him.

Ken had several applications on his desk including mine and he was about to start making phone calls to fill the position...but I was standing right there! No need to look further. Talk about timing! He said the job was mine.

I passed a drug test and a physical and a week later I started on the job as a rookie freight conductor on the Wisconsin and Calumet Railroad.

My time in the wacky world of WICT was an adventure. It was long hours and at times hard work, but it was also educational, rewarding, interesting, challenging, and fun.

However, there were times when I questioned my judgment. Like when I found myself riding the point of a 3 mile shove from Bardwell to Darien at 2:00 a.m. with the temperature around 14 degrees below zero, and of course, it was pitch dark.

Trying to shield my face from the wind and talk on the radio was more of an exercise in survival than enjoying my job. Once I arrived at the cut of Grain hoppers, I had to make up about 15 frozen air hoses, kick off several hand brakes, cut in the air, then go to the rear of the cut for an air brake test. Thankfully they worked. I trudged back to the engine, only to be greeted with an angry "shut the damn door" by an engineer sitting in shirt-sleeves. The camaraderie among fellow railroaders was strangely absent at that moment. By that point, I did question my choice of career.

But working for the WICT was a time I won't forget. It gave me a lot of stories I think you will enjoy. I hope to share them with you in the newsletter in the future. Stay tuned.

Rusty Schramm, SCWD Member

For more SCWD and NMRA news and information go on-line to our web site at www.nmra-scwd.org and visit the **Bad Order on our web**



Sunset Valley Redux

by Ken Hojnacki

Once again, a contingent of SCWD members had the opportunity and privilege of operating on Bruce Chubb MMR's Sunset Valley Lines in Grand Rapids. Bob Wundrock gathered Bill Weber, John Kosobucki, Don Mayo, Bob McGeever and Steve Sweeney (from Menomonee Falls) and drove, stopping to visit a couple of other layouts on the way out. I took the Badger across the lake and met them in Grand Rapids.



Bruce's operating session are two days of intense operations; seven hours on Friday and 4 hours on Saturday. The Sunset Valley Lines is a multi-deck railroad comprised of a long Southern Pacific mainline, three branchlines, four big yards, lots of transfer switching and four foreign road runs to and from staging. Three dispatchers control the various districts with most mainline track controlled by signals. Shenware car card/waybills are used to move cars across the railroad. Most trains have two or three units, sometimes more. It takes quite a while to complete each run as the track length is greater than Bill and Rose Weber's UP!

We ran a variety of trains during the two-day operation. John and Bob McGeever were first timers, so Bill worked with John on several freights (and redid one on Saturday—ask them about that). Bob volunteered to run Albina Yard and after a few hours began to get the hang of things pretty well. Of course, Bob Wundrock is an old head on the SV so he helped everyone else when they got lost or confused. Don and I were pretty much on our own.

Despite some health problems, Bruce keeps adding to the layout, including some new buildings and motive power. Even a famous model railroad that has been in print for decades has lots of areas that still need buildings finished and scenery completed, so we shouldn't be concerned about ours having the same issues.

The operations are very prototypical and yet, still very challenging and enjoyable. Here is some of what we did.



Bob McGeever did a great job as Albina Yardmaster considering he had never been there before.



Four cameras make following trains in and out of Dunsmuir staging easy, since the trackage is over six feet off the floor.



Train 28, the Sunset Valley RDC from Crescent City rolls over one of the many trestles on its way to Grants Pass.



Bob Wundrock couldn't resist some railfanning as he took video of F7s rolling through Grants Pass with the new Bear Creek Orchards building in the background.



Seems like no agreement on what the car cards are trying to convey.



Bill Weber and John Kosobucki were sitting down on the job as they switched the Longview, Portland and Northern layout.



As the Crescent City RDC passed thru the woods, we were able to catch a view of Big Foot.



Don Mayo and Steve Sweeney watching the Crescent City train switching off the Cow Creek trestle.
(All photos by Ken Hojnacki unless indicated)



Two photos at right is of a large layout we saw in the Benton Harbor area. It was one of five we saw.
Photos by Bob Wundrock



Minutes SCWD Board Meeting
7:00 pm, June 11, 2019
Zor Shrine Temple



Board Members Present: Bill Clancy, Phil Hottmann, Steve Preston, Jim Feldman, Dave Dingman, Dave Down, Jerry Lawler, and Bob McGeever.

Guests: David Lendved, Bill Marks

Meeting called to order at 7:00 pm by Hottmann.

Minutes:

Minutes of the May meeting were reviewed.

Motion by Clancy, second by Preston to approve as presented.

Motion carried unanimously.

Paymaster Reports:

Paymaster reports for May were reviewed.

Motion by Clancy, second by Preston to approve as presented.

Motion carried unanimously.

Committee Reports:

Committee reports were reviewed.

We are still looking for new Chairs for Clinics, and Layout Tours.

The question of rates for short term ads in the Bad Order was raised. Will be discussed at a future BOD meeting.

David Lendved presented his plans for a modeling project using DPM Kits. The BOD approved the plan. The Website may have to migrate to a new platform. Costs to be determined.

Old Business:

Newsletter transition to e-publishing reviewed. Only one active division member known to not have email. Last printed newsletter will be the July/August edition.

New Business:

A draft 2019 – 2020 budget was presented. Final draft will be presented at August BOD meeting.

Discussion of a tri-region meeting. Hottmann to contact WISE Super and invite them to our joint meeting with RRVD planned for May 2020.

Motion by Clancy, second by Preston to adjourn the meeting.

Motion carried unanimously.

Minutes by acting Clerk
Bob McGeever.

2019 SCWD Summer Picnic

On Saturday, July 13th, SCWD held its' 2019 Summer Picnic at Little Amerricka Amusement Part in Marshall. The almost 100 SCWD members, youth group and guests enjoyed a hamburger/brat/hot dog cook out with baked beans, potato salad and cookies catered by HyVee. They also had the opportunity to view and ride behind 4 steam engines assembled for the Parks' Whiskey River Railway Day. Youth group members got to view the steam up for these engines at the round house in the morning and reported a very positive experience. Also, thanks to the SCWD members who contributed funds to cover the meal charge for the youth group members. After the meal, with the weather great, attendees could participate on a variety of rides and activities suitable across the age groups. Following are photos taken by Mike Vivion during the day at the Picnic and Park.

John Haverberg, SCWD Summer Picnic Coordinator



MADISON HOBBY STOP

6622 Mineral Point Road, Madison, WI 53705

Ph: 608-829-3820 • Fax: 608-829-3852 • www.madisonhobbystop.com

Hours: Monday – Friday (10 am – 8 pm) and Saturday (10 am – 5 pm)

Model Railroading • Plastic Model Kits • Rockets & Accessories • Pine Car •
Paints • Tools & more!



**Thank you to all my customers for your
business the past 15 years.**

Stop in and celebrate the annual **Anniversary Sale
the last week in August thru the
Tuesday after Labor Day.**

**Now is the time to stock up on all the supplies
you will be needing, before
new stock arrives with higher prices for fall.**

I look forward to serving you in the future years.



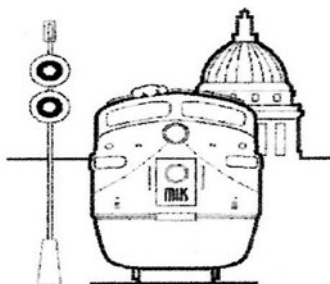
**Preorders are 25% off regular price except
Walthers Proto which is 20% off**

New/old consignment coming in weekly, stop in for best selection


**Remember, most model railroad items are 20% off
with a valid NMRA or other club id card**

Excludes discounted or sale items, magazines, and consignments

Gift Certificates Available



Madison Hobby Stop
Chris Roosli, Proprietor



If you change your email address, don't forget to notify Kathy Clancy the Bad Order Editor.

Changing your email address with the NMRA does not change it for Bad Order mailing.

Thank you!

Train Guyz LLC

We can make your Model Railroad dreams come true

2903 Robin Court
Fitchburg WI. 53711

Mike Vivion

608-215-6346
Vivion2@tds.net

The Hobby Depot

Brian Stackpole, owner

See us on the web at: www.hobbydepotmonroe.com

835-17th Street
Monroe, Wisconsin 53566

Phone: 608-325-5107

Call ahead to be sure we're open!

email: hobbydpo@tds.net

TRAINS & MORE



South Central Wisconsin Division of the National Model Railroad Association

Publishes eleven issues yearly of the

BAD ORDER

Official Mailing Address:
BAD ORDER
3940 Trempealeau Trail
Verona, WI 53593

Photos in the Bad Order, unless otherwise noted,
are by Kathy Clancy

Deadline for submissions: **14th of the month**
prior to publication. Email Bad
Order Editor at SCWDKATHY@AOL.com



ADAIR SHOPS

Weight Upgrades for Improved Model Railroad Operation



**Weight upgrade kits for
HO freight and passenger
cars (RTR and kits)**



**HO steel plate
and beam load kits**

HO & N bridge kits



For a complete list of kits, along with additional
photos and sale items, visit our website.

www.adairshops.com

Adair Shops, PO BOX 344, Dyersville, IA 52040
adairshops@yousq.net

Place your ad here!!!

Contact

Kathy Clancy

Bad Order Editor

SCWDKathy@aol.com

PLEASE PATRONIZE OUR AREA HOBBY STORES

The Hobby Depot – 835 17th Street – Monroe WI
Madison Hobby Stop – 6622 Mineral Point Rd (inside Clock Tower) – Madison WI *

2019-20 Meeting Time Table

Regular Meeting

Sept 8, 2019
Oct 6, 2019
Nov 3, 2019
Dec 1, 2019

BOD

Sept 9, 2019
Oct 14, 2019
Nov 11, 2019
Dec 9, 2019

Youth Group

Sept 22, 2019
Oct 20, 2019
Nov 17, 2019
Dec 15, 2019

Train Show

Sept 4, 2019
Oct 2, 10`9
Nov 6, 2019
Dec 4, 2019