

Township Trustees of Schools

TOWNSHIP 38 NORTH, RANGE 12 EAST

www.lyonstto.net

BOARD OF SCHOOL TRUSTEES
Michael S. Thiessen, President
Michael Dickman, Trustee
Nicholas A. Kantas, Trustee

22 Calendar Ave. STE D
LaGrange, IL 60525
Phone 708-352-4480
Fax 708-352-4417

NOTICE

NOTICE OF A REGULAR MEETING OF THE BOARD OF TRUSTEES OF THE LYONS TOWNSHIP SCHOOL TREASURER'S OFFICE

April 29, 2021 – 5:30 P.M.

The Board of Township Trustees of Schools, Range 38 North, Range 12 East, Illinois (Lyons Township) have called a regular meeting on April 29, 2021 at 5:30 P.M.

Pursuant to Governor Pritzker's Executive Order 2020-73, the regular meeting will be a virtual meeting.

Microsoft Teams Virtual Meeting Information

[Click Here to Join Meeting](#)

To Join Meeting via Phone, Dial +1-872-810-3297,
and enter Conference ID: 371 592 668#

AGENDA

1. **Call to Order & Roll Call**
2. **Pledge of Allegiance**
3. **Public Comments**
4. **Review/Approval of Minutes**
Board of School Trustees review and approval of the Lyons Township School Treasurer's minutes of:
 - March 31, 2021 – TTO Open Meeting
 - March 31, 2021 – TTO Closed Meeting
5. **Treasurer's Report**

6. **Review the Lyons Township Treasurer’s Financial Reports**
Board of School Trustees discussion and review of the Lyons Township School Treasurer’s financial statements for the following months as presented:
 - March 2021

7. **Review/Approval of Payables List**
Board of School Trustees approval and ratification for the payment of expenses is requested for the Lyons Township School Treasurer’s payables in the amount of
 - April 29, 2021 - \$ 153,913.65
 - **Total \$ 153,913.65**

8. **Review School Districts Official Records**
Board of School Trustees discussion and review of the Lyons Township Schools and Coop’s financial records for:
 - March 2021

NEW BUSINESS:

9. **Quarterly Investment Report – March 31, 2021**

10. **Lyons Township School Treasurer’s Employee Insurance Benefit Renewal**

11. **Approval of FY2021 Audit Engagement – Miller Cooper & Co., Ltd.**

12. **Adoption of Certified Election Results for April 6, 2021 Consolidated Election and Certification of Election Winner**

OLD BUSINESS:

13. **Lyons Township Trustees of Schools Audio Recording Policy**

14. **Matters related to the possible withdrawal of Lyons Township High School District 204 from the Township Trustees of Schools, Township 38 North, Range 12 East, County of Cook, State of Illinois at the conclusion of FY2021**

15. **District 204 Litigation Update**

16. **Motion to suspend the Regular Meeting for the purpose of entering Closed Session**
 - *Illinois Open Meetings Act, (5 ILCS 120/2 (c)(11)*, “Litigation, when an action against, affecting or on behalf of the particular public body has been filed and is pending before a court or administrative tribunal, or when the public body finds that an action is probable or imminent, in which case the basis for the finding shall be recorded and entered into the minutes of the closed meeting.”

- *Illinois Open Meetings Act, (5 ILCS 120/2 (c)(1)*, “Discussion on the appointment, employment, compensation, discipline, performance or dismissal of specific employees of the public body.”

17. **Motion to reconvene the Regular Meeting of the Board of Trustees**

18. **Action as a result of Closed Session**

19. **Adjournment**

Call to Order

Pledge of Allegiance

Public Comments

Review/Approval of Minutes

March 31, 2021 – TTO Open Meeting
March 31, 2021 – TTO Closed Meeting

Treasurer's Report

Review the Lyons Township Treasurer's Financial Reports

- March 2021

Lyons Township Trustee of Schools

Account Level Operating Statement For the Period 03/01/2021 through 03/31/2021

Fiscal Year: 2020-2021

		<u>03/01/2021 - 03/31/2021</u>	<u>Budget</u>	<u>Budget Balance</u>		
All Funds						
REVENUE						
LineDesc		MTD	YTD	Budget	BudgetBalance	Percent
10.4.1940.0000.000.4001	PRORATA - CURRENT YEAR	\$0.00	\$0.00	(\$1,776,152.00)	(\$1,776,152.00)	0.0%
10.4.1940.0000.000.4002	PRORATA - IMMEDIATE PRIOR YEAR	\$0.00	(\$540,038.33)	(\$662,125.00)	(\$122,086.67)	81.6%
10.4.1940.0000.000.4003	PRORATA - PRIOR YEARS	\$0.00	\$0.00	(\$642,703.00)	(\$642,703.00)	0.0%
10.4.1950.0000.000.0000	REFUND OF PRIOR YEARS' EXPENDITURES	\$0.00	(\$13,178.17)	\$0.00	\$13,178.17	0.0%
10.4.1999.0000.000.0000	OTHER LOCAL REVENUES	\$0.00	\$0.00	(\$13,000.00)	(\$13,000.00)	0.0%
REVENUE		\$0.00	(\$553,216.50)	(\$3,093,980.00)	(\$2,540,763.50)	17.9%
EXPENDITURE						
LineDesc		MTD	YTD	Budget	BudgetBalance	Percent
10.5.2520.1000.000.5001	SALARIES - TREASURER	\$12,600.00	\$113,399.99	\$151,200.00	\$37,800.01	75.0%
10.5.2520.1000.000.5002	SALARIES - OFFICE MANAGER	\$6,120.00	\$55,080.00	\$73,440.00	\$18,360.00	75.0%
10.5.2520.1000.000.5004	SALARIES - PAYROLL	\$5,407.50	\$48,667.50	\$64,890.00	\$16,222.50	75.0%
10.5.2520.1000.000.5008	SALARIES - PT RECORDS MANAGEMENT	\$4,583.34	\$40,624.99	\$55,000.00	\$14,375.01	73.9%
10.5.2520.1000.000.5011	SALARIES - DIR OF FINANCE AND OPERATIONS	\$9,441.66	\$84,872.44	\$113,300.00	\$28,427.56	74.9%
10.5.2520.1000.000.5012	SALARIES - ACCOUNTANT	\$5,750.84	\$51,729.27	\$69,010.00	\$17,280.73	75.0%
10.5.2520.2120.000.0000	BENEFITS - IMRF	\$3,469.04	\$32,037.93	\$43,000.00	\$10,962.07	74.5%
10.5.2520.2130.000.0000	FICA	\$3,635.72	\$30,162.33	\$43,000.00	\$12,837.67	70.1%
10.5.2520.2140.000.0000	MEDICARE	\$850.28	\$7,604.55	\$9,850.00	\$2,245.45	77.2%
10.5.2520.2210.000.0000	LIFE INSURANCE	\$90.10	\$810.90	\$1,100.00	\$289.10	73.7%
10.5.2520.2220.000.0000	MEDICAL INSURANCE	\$6,651.48	\$59,189.58	\$80,000.00	\$20,810.42	74.0%
10.5.2520.2230.000.0000	DENTAL INSURANCE	\$399.12	\$3,609.88	\$4,800.00	\$1,190.12	75.2%
10.5.2520.2341.000.0000	VISION INSURANCE	\$62.02	\$496.16	\$750.00	\$253.84	66.2%
10.5.2520.3100.000.0000	CPA SERVICES	\$2,567.50	\$33,995.00	\$60,000.00	\$26,005.00	56.7%
10.5.2520.3100.000.0019	PROGRAMMING & TRAINING	\$0.00	\$2,487.50	\$7,500.00	\$5,012.50	33.2%
10.5.2520.3100.000.0023	PROF. & TECH. SERVICES - IT	\$800.00	\$8,480.13	\$12,000.00	\$3,519.87	70.7%
10.5.2520.3110.000.0000	EMPLOYEE ASSISTANCE SERVICES	\$0.00	\$625.00	\$625.00	\$0.00	100.0%
10.5.2520.3160.000.0000	ANNUAL I.V. LICENSE	\$0.00	\$132,539.40	\$132,500.00	(\$39.40)	100.0%
10.5.2520.3160.000.0027	SOFTWARE	\$644.75	\$8,069.14	\$10,000.00	\$1,930.86	80.7%
10.5.2520.3170.000.0000	AUDIT/FINANCIAL SERVICES	\$0.00	\$23,050.00	\$22,000.00	(\$1,050.00)	104.8%
10.5.2520.3180.000.0000	LEGAL SERVICES	\$1,110.00	\$23,922.05	\$26,000.00	\$2,077.95	92.0%
10.5.2520.3180.000.0001	DISTRICT 204 - LITIGATION	\$6,074.25	\$867,479.82	\$500,000.00	(\$367,479.82)	173.5%
10.5.2520.3190.000.0000	OTHER PROFESSIONAL AND TECHNICAL SERVICES	\$0.00	\$0.00	\$1,500.00	\$1,500.00	0.0%
10.5.2520.3200.000.0000	PROPERTY SERVICES	\$57.86	\$551.71	\$600.00	\$48.29	92.0%
10.5.2520.3210.000.0000	SANITATION SERVICES	\$70.00	\$560.00	\$840.00	\$280.00	66.7%
10.5.2520.3220.000.0000	CLEANING SERVICES	\$425.00	\$3,895.00	\$5,100.00	\$1,205.00	76.4%
10.5.2520.3250.000.0000	RENTALS	\$4,600.00	\$41,160.00	\$57,600.00	\$16,440.00	71.5%
10.5.2520.3250.000.0003	COPIER & PRINTER LEASE	\$1,516.40	\$11,894.72	\$14,000.00	\$2,105.28	85.0%
10.5.2520.3250.000.0004	ENVELOPE INSERTER LEASE	\$0.00	\$1,002.00	\$2,004.00	\$1,002.00	50.0%
10.5.2520.3320.000.0000	TRAVEL	\$0.00	\$0.00	\$250.00	\$250.00	0.0%
10.5.2520.3330.000.0000	MEETING EXPENSE	\$0.00	\$188.08	\$1,000.00	\$811.92	18.8%
10.5.2520.3400.000.0005	POSTAGE	\$0.00	\$211.85	\$800.00	\$588.15	26.5%
10.5.2520.3400.000.0008	INTERNET	\$178.35	\$3,545.91	\$6,000.00	\$2,454.09	59.1%
10.5.2520.3600.000.0000	PRINTING AND BINDING	\$0.00	\$19,893.10	\$22,000.00	\$2,106.90	90.4%
10.5.2520.3800.000.0011	RETIREE/COBRA BENEFITS	\$7,624.03	\$7,489.40	\$7,600.00	\$110.60	98.5%
10.5.2520.3800.000.0013	COMMERCIAL PACKAGE	\$0.00	\$9,032.00	\$9,500.00	\$468.00	95.1%
10.5.2520.3800.000.0014	WORKERS COMPENSATION	\$0.00	\$3,039.00	\$3,400.00	\$361.00	89.4%
10.5.2520.3800.000.0016	PUBLIC OFFICIALS LIABILITY	\$0.00	\$0.00	\$15,000.00	\$15,000.00	0.0%
10.5.2520.3800.000.0017	CYBER LIABILITY	\$0.00	\$1,403.00	\$1,415.00	\$12.00	99.2%
10.5.2520.4100.000.0000	OFFICE SUPPLIES	\$16.00	\$3,728.71	\$14,000.00	\$10,271.29	26.6%
10.5.2520.4100.000.0018	PAPER	\$0.00	\$0.00	\$600.00	\$600.00	0.0%
10.5.2520.4100.000.0024	ENVELOPES	\$0.00	\$731.54	\$1,300.00	\$568.46	56.3%
10.5.2520.4400.000.0000	PERIODICALS	\$0.00	\$514.35	\$600.00	\$85.65	85.7%
10.5.2520.4900.000.0020	CHECKS	\$0.00	\$562.65	\$1,700.00	\$1,137.35	33.1%
10.5.2520.5500.000.0000	CAPITALIZED EQUIPMENT	\$0.00	\$4,699.51	\$7,000.00	\$2,300.49	67.1%
10.5.2520.6400.000.0000	DUES AND FEES	\$0.00	\$1,243.55	\$3,000.00	\$1,756.45	41.5%

Lyons Township Trustee of Schools

Account Level Operating Statement For the Period 03/01/2021 through 03/31/2021

Fiscal Year: 2020-2021

	<u>03/01/2021 - 03/31/2021</u>	<u>Budget</u>	<u>Budget Balance</u>	
EXPENDITURE	\$84,745.24	\$1,744,279.64	\$1,656,774.00	(\$87,505.64) 105.3%
Net (Revenue)/Expense	\$84,745.24	\$1,191,063.14	(\$1,437,206.00)	(\$2,628,269.14) 82.9%

Lyons Township Trustee of Schools

Account Level Operating Statement For the Period 03/01/2021 through 03/31/2021

Fiscal Year: 2020-2021

03/01/2021 - 03/31/2021

Budget

Budget Balance

End of Report

Review/Approval of Payables List

- April 29, 2021 - \$ 153,913.65
- **Total Amount - \$ 153,913.65**

LYONS TOWNSHIP TRUSTEE OF SCHOOLS VOUCHER

Voucher No: 1081

Voucher Date: 04/29/2021

Prepared By: Brigid Murphy

Printed: 04/27/2021 01:05:13 PM

LYONS TOWNSHIP TRUSTEE OF SCHOOLS is hereby authorized to draw warrants against LYONS TOWNSHIP TRUSTEE OF SCHOOLS funds for the sum of \$153,913.65 on account of obligations incurred for value received in services and for materials as shown below for period July 1, 2020 to June 30, 2021 (period cannot overlap fiscal year end.)

I certify that this claim is just and correct, and the services and/or materials herein represented have been received during the period listed above. All items are properly coded and not in excess of the budget.



Michael S. Thiessen Board President

Michael Dickman Trustee

Nicholas A. Kantas Trustee

LYONS TOWNSHIP TRUSTEE OF SCHOOLS

Fund		Amount
10	EDUCATION	\$153,913.65
		\$153,913.65

Lyons Township Trustee of Schools

Voucher Detail Listing

Voucher Batch Number: 1081

04/29/2021

Fiscal Year: 2020-2021

Vendor Remit Name Description	Vendor #	QTY	PO No.	Invoice Invoice Date	Account	Amount
ADT SECURITY SERVICES	1000021					
Check Group:						
05/03/2021-06/02/2021		1 0		842477764 4/29/2021	10.5.2520.3200.000.0000 PROPERTY SERVICES	\$57.86
					Check #: 0	
						PO/InvoiceTotal: \$57.86
						Vendor Total: \$57.86
BLUE CROSS AND BLUE SHIELD OF IL						
Check Group:						
M - 05/01/2021-05/31/2021		1 0		Acct # 245480 4/29/2021	10.2.0481.0000.000.9944 HEALTH INSURANCE PAYABLE-ER	\$6,651.47
D - 05/01/2021-05/31/2021		1 0		Acct # 245480 4/29/2021	10.5.2520.2230.000.0000 DENTAL INSURANCE	\$399.12
D - 05/01/2021-05/31/2021		1 0		Acct # 245480 4/29/2021	10.5.2520.3800.000.0011 RETIREE/COBRA BENEFITS	\$36.57
					Check #: 0	
						PO/InvoiceTotal: \$7,087.16
						Vendor Total: \$7,087.16
COMCAST	1000050					
Check Group:						
04/16/2021-05/15/2021		1 0		041621-051521 4/29/2021	10.5.2520.3400.000.0008 INTERNET	\$178.35
					Check #: 0	
						PO/InvoiceTotal: \$178.35
						Vendor Total: \$178.35
Companion Life Insurance Company						
Check Group:						
V - 05/01/2021-05/31/2021		1 0		XXXXXX 4/29/2021	10.5.2520.2341.000.0000 VISION INSURANCE	\$62.02

Lyons Township Trustee of Schools

Voucher Detail Listing

Voucher Batch Number: 1081

04/29/2021

Fiscal Year: 2020-2021

Vendor Remit Name Description	Vendor #	QTY	PO No.	Invoice Invoice Date	Account	Amount
V - 05/01/2021-05/31/2021		1	0	XXXXXX 4/29/2021	10.5.2520.3800.000.0011 RETIREE/COBRA BENEFITS	\$7.57
L - 05/01/2021-05/31/2021		1	0	XXXXXX 4/29/2021	10.5.2520.2210.000.0000 LIFE INSURANCE	\$90.10
L - 05/01/2021-05/31/2021		1	0	XXXXXX 4/29/2021	10.5.2520.3800.000.0011 RETIREE/COBRA BENEFITS	\$70.89
Check #: 0						
PO/InvoiceTotal:						\$230.58
Vendor Total:						\$230.58
De Lage Landen Financial Services, Inc.						
Check Group:						
04/15/2021-05/14/2021		1	0	72008264 4/29/2021	10.5.2520.3250.000.0003 COPIER & PRINTER LEASE	\$968.00
Check #: 0						
PO/InvoiceTotal:						\$968.00
Vendor Total:						\$968.00
DEL GALDO LAW GROUP, LLC						
Check Group:						
03/01/2021-03/31/2021		1	0	26177 4/29/2021	10.5.2520.3180.000.0000 LEGAL SERVICES	\$323.75
Check #: 0						
PO/InvoiceTotal:						\$323.75
Vendor Total:						\$323.75
FIRST NATIONAL BANK OF LAGRANGE	1000078					
Check Group:						
TTO ANNUAL DOMAIN LICENSE		1	0	04/15/2021 4/29/2021	10.5.2520.4100.000.0000 OFFICE SUPPLIES	\$59.51
3YR TTO WEBSITE BUILDER SUBSCRIPTION		1	0	04/15/2021 4/29/2021	10.5.2520.3160.000.0027 SOFTWARE	\$431.64

Lyons Township Trustee of Schools

Voucher Detail Listing

Voucher Batch Number: 1081

04/29/2021

Fiscal Year: 2020-2021

Vendor Remit Name Description	Vendor #	QTY	PO No.	Invoice Invoice Date	Account	Amount
WINDOWS 10 ANNUAL LICENSE		1	0	04/15/2021 4/29/2021	10.5.2520.3160.000.0027 SOFTWARE	\$105.19
ADOBE PRO ANNUAL SUBSCRIPTION		1	0	04/15/2021 4/29/2021	10.5.2520.3160.000.0027 SOFTWARE	\$178.88
FINANCE CHARGE		1	0	04/15/2021 4/29/2021	10.5.2520.6400.000.0000 DUES AND FEES	\$3.74
OFFICE SUPPLIES		1	0	04/15/2021 4/29/2021	10.5.2520.4100.000.0000 OFFICE SUPPLIES	\$65.22
Check #: 0						
						PO/InvoiceTotal: <u>\$844.18</u>
						Vendor Total: <u>\$844.18</u>
HINCKLEY SPRINGS	1000092					
Check Group:						
May 2021		1	0	14650680 040321 4/29/2021	10.5.2520.4100.000.0000 OFFICE SUPPLIES	\$29.52
Check #: 0						
						PO/InvoiceTotal: <u>\$29.52</u>
						Vendor Total: <u>\$29.52</u>
KELLY BRADSHAW	1000114					
Check Group:						
03/01/2021-03/31/2021		1	0	110 4/29/2021	10.5.2520.3100.000.0000 CPA SERVICES	\$3,347.50
Check #: 0						
						PO/InvoiceTotal: <u>\$3,347.50</u>
						Vendor Total: <u>\$3,347.50</u>
MILLER CANFIELD PADDOCK & STONE, P.L.C	1000117					
Check Group:						
01/01/2021-01/31/2021		1	0	1509059 4/29/2021	10.5.2520.3180.000.0001 DISTRICT 204 - LITIGATION	\$36,623.53
Check #: 0						

Lyons Township Trustee of Schools

Voucher Detail Listing

Voucher Batch Number: 1081

04/29/2021

Fiscal Year: 2020-2021

Vendor Remit Name Description	Vendor #	QTY	PO No.	Invoice Invoice Date	Account	Amount
						PO/InvoiceTotal: <u>\$36,623.53</u>
						Vendor Total: <u>\$36,623.53</u>
ProxiT, Inc.						
Check Group:						
CLOUD BACK UP - APRIL 2021		1 0		22194 4/29/2021	10.5.2520.3160.000.0027 SOFTWARE	\$109.00
APRIL 2021		1 0		22194 4/29/2021	10.5.2520.3100.000.0023 PROF. & TECH. SERVICES - IT	\$800.00
MICROSOFT - APRIL 2021		1 0		22194 4/29/2021	10.5.2520.3160.000.0027 SOFTWARE	\$265.75
						Check #: 0
						PO/InvoiceTotal: <u>\$1,174.75</u>
						Vendor Total: <u>\$1,174.75</u>
Quadient Leasing USA, Inc.						
Check Group:						
02/13/2021-05/12/2021		1 0		N8821826 4/29/2021	10.5.2520.3250.000.0004 ENVELOPE INSERTER LEASE	\$501.00
						Check #: 0
						PO/InvoiceTotal: <u>\$501.00</u>
						Vendor Total: <u>\$501.00</u>
RRP HOLDINGS, LLC						
Check Group:						
May 2021 - Rent		1 0		May 2021 4/29/2021	10.5.2520.3250.000.0000 RENTALS	\$4,830.00
May 2021 - Garbage		1 0		May 2021 4/29/2021	10.5.2520.3210.000.0000 SANITATION SERVICES	\$70.00
						Check #: 0
						PO/InvoiceTotal: <u>\$4,900.00</u>
						Vendor Total: <u>\$4,900.00</u>

Safeguard

Lyons Township Trustee of Schools

Voucher Detail Listing

Voucher Batch Number: 1081

04/29/2021

Fiscal Year: 2020-2021

Vendor Remit Name Description	Vendor #	QTY	PO No.	Invoice Invoice Date	Account	Amount
Check Group:						
FY20 1095-C Forms		1	0	R0F6V6 4/29/2021	10.5.2520.4100.000.0000 OFFICE SUPPLIES	\$209.81
Check #: 0						
PO/InvoiceTotal:						\$209.81
Vendor Total:						\$209.81
The Quinlan Law Firm						
Check Group:						
01/01/2021-01/31/2021		1	0	1967 4/29/2021	10.5.2520.3180.000.0001 DISTRICT 204 - LITIGATION	\$96,404.16
Check #: 0						
PO/InvoiceTotal:						\$96,404.16
Vendor Total:						\$96,404.16
TYLER BUSINESS FORMS						
Check Group:						
Checks		1	0	59272 4/29/2021	10.5.2520.4900.000.0020 CHECKS	\$550.00
10% Discount		1	0	59272 4/29/2021	10.5.2520.4900.000.0020 CHECKS	(\$55.00)
Shipping - Checks		1	0	59272 4/29/2021	10.5.2520.3400.000.0005 POSTAGE	\$113.50
Check #: 0						
PO/InvoiceTotal:						\$608.50
Vendor Total:						\$608.50
WIPE N' KLEEN						
Check Group:						
May 2021		1	0	248177 4/29/2021	10.5.2520.3220.000.0000 CLEANING SERVICES	\$425.00
Check #: 0						
PO/InvoiceTotal:						\$425.00

Lyons Township Trustee of Schools

Voucher Detail Listing

Voucher Batch Number: 1081

04/29/2021

Fiscal Year: 2020-2021

Vendor Remit Name Description	Vendor #	QTY	PO No.	Invoice Invoice Date	Account	Amount
						Vendor Total: \$425.00
						Grand Total: \$153,913.65

End of Report

Review School Districts Official Records

- March 2021

Lyons Township School Treasurer's Office
 District Operations Report
 March 2021

District	Beginning FY21 Fund Balance	Beginning FY21 fund balance adjustments	Revenues	Beg. Balance + Revenues	Disbursements	Ending FY21 Fund Balance	% of Total Ending Fund Balance
995	232,797.01		-232,468.01	329.00	0.00	329.00	0.00%
999	3,213.59		21,221.06	24,434.65	688.92	23,745.73	0.01%
101	8,690,316.51		18,386,181.48	27,076,497.99	14,705,311.53	12,371,186.46	4.18%
102	10,791,604.77		40,448,536.66	51,240,141.43	30,828,163.17	20,411,978.26	6.89%
103	14,514,949.96		32,194,485.59	46,709,435.55	24,287,332.67	22,422,102.88	7.57%
104	12,913,682.17		26,872,565.81	39,786,247.98	22,271,729.01	17,514,518.97	5.91%
105	15,670,881.23		22,602,307.01	38,273,188.24	18,603,706.09	19,669,482.15	6.64%
106	13,699,593.28		17,511,501.58	31,211,094.86	10,306,320.24	20,904,774.62	7.06%
106.5	1,885,314.37		10,924,852.60	12,810,166.97	9,050,402.76	3,759,764.21	1.27%
106.7	0.00		2,629,039.69	2,629,039.69	2,001,202.75	627,836.94	0.21%
107	13,791,988.84		12,308,775.57	26,100,764.41	9,821,874.83	16,278,889.58	5.50%
108	6,381,097.48		5,829,799.29	12,210,896.77	4,803,739.01	7,407,157.76	2.50%
109	38,616,654.86		33,448,789.12	72,065,443.98	32,773,659.84	39,291,784.14	13.27%
204	43,338,324.21		73,471,419.64	116,809,743.85	51,962,879.85	64,846,864.00	21.89%
2045	3,479,238.42		20,292,883.06	23,772,121.48	16,346,212.94	7,425,908.54	2.51%
217	30,133,780.88		40,302,061.65	70,435,842.53	27,191,093.48	43,244,749.05	14.60%
TOTAL	198,552,285.54	0.00	357,011,951.80	571,155,389.38	274,954,317.09	296,201,072.29	100.00%

Quarterly Investment Report
March 31, 2021


Township Trustees of Schools

TOWNSHIP 38 NORTH, RANGE 12 EAST

www.lyonstto.net

BOARD OF SCHOOL TRUSTEES
Michael S. Thiessen, President
Michael Dickman, Trustee
Nicholas A. Kantas, Trustee

22 Calendar Ave. STE D
LaGrange, IL 60525
Phone 708-352-4480
Fax 708-352-4417

DATE: April 26, 2021
TO: Board of School Trustees
FROM: Kenneth T. Getty, MBA, CSBO 
SUBJECT: Investment Analysis – March 31, 2021

The Lyons Township Treasurer Office's total investment portfolio continues to outperform its benchmark (Bank of America Merrill Lynch 1-10 Year Treasury & Agency Index) with 28.68% higher returns (LTTO: 2.8426% vs. BOA ML 1-10 Index: 2.208%) in the third quarter of FY2021.

Snapshot of the quarter-over-quarter changes in the LTTO total investment portfolio:

Quarter-over-Quarter				
	3/31/2021			12/31/2020
	<i>Cash Basis</i>	<i>\$ Difference</i>	<i>% Difference</i>	<i>Cash Basis</i>
AGENCY DUS/CMBS	\$ 80,178,312	\$ 636,152	0.80%	\$ 79,542,160
BROKER CD	\$ 2,000,000	\$ (250,000)	-11.11%	\$ 2,250,000
CORPORATE BOND	\$ 2,834,480	\$ 1,827,420	181.46%	\$ 1,007,060
GOVERNMENT AGENCY	\$ -	\$ -	n/a	\$ -
LOCAL CD	\$ 6,745,000	\$ 3,495,000	107.54%	\$ 3,250,000
MBS:WHIT MBS	\$ 17,988,965	\$ (1,241,906)	-6.46%	\$ 19,230,871
MONEY MARKET	\$ 130,329,790	\$ 59,861,331	84.95%	\$ 70,468,459
TAX ANTICIPATION WARRANT	\$ -	\$ -	n/a	\$ -
TAXABLE MUNICIPAL BONDS	\$ 39,498,017	\$ (1,049,713)	-2.59%	\$ 40,547,730
US TREASURIES	\$ 6,170,694	\$ -	0.00%	\$ 6,170,694
Grand Total	\$ 285,745,258	\$ 63,278,284	28.44%	\$ 222,466,974
	<i>% Gross of Fees</i>	<i>% Quarterly Difference</i>		<i>% Gross of Fees</i>
Benchmark	2.208%	-13.95%		2.566%
LTTO	2.842%	-8.50%		3.106%

Snapshot of the year-over-year changes in the LTTO total investment portfolio:

Year-over-Year					
	3/31/2021			3/31/2020	
	<i>Cash Basis</i>	<i>\$ Difference</i>	<i>% Difference</i>	<i>Cash Basis</i>	
AGENCY DUS/CMBS	\$ 80,178,312	\$ 10,387,076	14.88%	\$ 69,791,236	
BROKER CD	\$ 2,000,000	\$ (250,000)	-11.11%	\$ 2,250,000	
CORPORATE BOND	\$ 2,834,480	\$ 322,095	12.82%	\$ 2,512,385	
GOVERNMENT AGENCY	\$ -	\$ -	n/a	\$ -	
LOCAL CD	\$ 6,745,000	\$ 395,000	100.00%	\$ 6,350,000	
MBS:WHIT MBS	\$ 17,988,965	\$ (6,101,678)	-25.33%	\$ 24,090,643	
MONEY MARKET	\$ 130,329,790	\$ 6,679,531	5.40%	\$ 123,650,259	
TAX ANTICIPATION WARRANT	\$ -	\$ -	n/a	\$ -	
TAXABLE MUNICIPAL BONDS	\$ 39,498,017	\$ (8,244,697)	-17.27%	\$ 47,742,714	
US TREASURIES	\$ 6,170,694	\$ (31,779)	-0.51%	\$ 6,202,473	
Grand Total	\$ 285,745,258	\$ 3,155,550	1.12%	\$ 282,589,709	
	<i>% Gross of Fees</i>	<i>% Yearly Difference</i>		<i>% Gross of Fees</i>	
Benchmark	2.208%	-22.09%		2.834%	
LTTO	2.842%	-4.82%		2.986%	

Lyons Township Trustees of Schools

Q3 FY2021 - Total Investment Portfolio Buy/Sell Activity (01/01/2021 to 03/31/2021)

Trade Side	Settlement Month	Custody	Investment Description	Maturity Date	Investment Type	Cusip/Description	Cost Basis	Coupon	Transaction Yield	S&P	Moody's	Fitch
Sell	January	First Midwest Bank	First Midwest Money Market xx403 Var%	1/31/2021	MONEY MARKET	1st Midwest Money Market	10,000		0.09			
Buy	January	CIBC Trust	89236THU2 TOYOTA MOTORCREDIT .45% 1/11/24	1/11/2024	CORPORATE BOND	89236THU2	299,982	0.450	0.45	A+	A1	
Buy	January	CIBC Trust	3140LAH65 FNMA PPPOL BS0252 1.185% 5/1/25	5/1/2025	AGENCY DUS/CMBS	3140LAH65	562,040	1.185	0.60	AA+	Aaa	
Buy	January	CIBC Trust	69371RR24 PACCAR FINL .35% 2/2/24	2/2/2024	CORPORATE BOND	69371RR24	449,478	0.350	0.39	A+	A1	
Buy	January	CIBC Trust	825252885 INVESCO GOVT AGENCY PORTFOLIO	1/31/2021	MONEY MARKET	825252885	2,129,607	0.030		AAAm	Aaa	
Buy	January	CIBC Trust	CIBC WEALTHMGMT MM 1 Var%	1/31/2021	MONEY MARKET	WMMA00993-1	100,603		0.05			
Buy	January	CIBC Trust	3132DVKU8 FHLMC SD7507 3% 11/1/49	11/1/2049	AGENCY DUS/CMBS	3132DVKU8	1,508,371	3.000	0.03			
Buy	January	First Bank of Highland Park	First BK Highland Park ICS MM xx332 var %	1/31/2021	MONEY MARKET	FBHP ICS MM	14,007,487		0.58			
Sell	February	CIBC Trust	686356PP5 ORLAND PK IL A 2.3% 12/1/22	2/3/2021	MUNICIPAL BONDS	686356PP5	(570,000)	2.300	0.28	AA+	Aa1	
Buy	February	CIBC Trust	CIBC WEALTHMGMT MM 1 Var%	2/28/2021	MONEY MARKET	WMMA00993-1	735,496		0.05			
Buy	February	CIBC Trust	825252885 INVESCO GOVT AGENCY PORTFOLIO	11/30/2020	MONEY MARKET	825252885	942,632	0.010		AAA	Aaa	
Buy	February	CIBC Trust	NATIONAL RURAL UTILITIES COOPERATI	2/8/2024	MUNICIPAL BONDS	63743HEU2	999,310	0.350	0.37	A	A2	
Buy	February	CIBC Trust	3136BBAS1 FNMA 1.5% 7/25/32	7/25/2032	AGENCY DUS/CMBS	3136BBAS1	1,495,402	1.500	0.64	AA+	Aaa	
Buy	February	CIBC Trust	3137F9ZE4 FREDDIE MAC 1.57% 7/25/32	7/25/2032	AGENCY DUS/CMBS	3137F9ZE4	764,999	1.570	1.37	AA+	Aaa	
Buy	February	First Bank of Highland Park	First BK Highland Park ICS MM xx332 var %	2/28/2021	MONEY MARKET	FBHP ICS MM	23,000,084		0.44			
Buy	February	LTTO	VillageBroadview GO Tax Bd .85% 11/15/21	11/15/2021	MUNICIPAL BONDS	Broadview GO Tax Bd	1,050,000.00	0.850	0.85			
Sell	March	CIBC Trust	825252885 INVESCO GOVT AGENCY PORTFOLIO	3/31/2021	MONEY MARKET	825252885	(1,339,941)	0.030		AAAm	Aaa	
Sell	March	CIBC Trust	NATIONAL RURAL UTILITIES COOPERATI	3/10/2021	MUNICIPAL BONDS	63743HEU2	(992,820)	0.350	0.37	A-	A2	
Buy	March	Byline Bank	Public Funds Emerald MMA Var %	3/31/2021	MONEY MARKET	Byline Bank MMA	40,003,883		0.14			
Buy	March	CIBC Trust	CIBC WEALTHMGMT MM 1 Var%	3/31/2021	MONEY MARKET	WMMA00993-1	811,619		0.05			
Buy	March	CIBC Trust	3137FF3X3 FHMS K741 A2 1.603% 12/25/27	12/25/2027	AGENCY DUS/CMBS	3137FF3X3	566,473			AA+	Aaa	
Buy	March	CIBC Trust	3136BFRV7 FNMA 21-M1GA2 1.56059% 11/25/30	11/25/2030	AGENCY DUS/CMBS	3136BFRV7	925,354	1.561	1.85			
Buy	March	CIBC Trust	3140LBSY0 FNMA BS1434 1.66% 3/1/28	3/1/2028	AGENCY DUS/CMBS	3140LBSY0	439,216	1.660	1.38			
Buy	March	First Bank of Highland Park	First BK Highland Park ICS MM xx332 var %	3/31/2021	MONEY MARKET	FBHP ICS MM	25,000,057		0.44			
Buy	March	Lakeside Bank	Lakeside Bank CD .25% 3/5/22	3/5/2022	LOCAL CD	CD .25% 3/5/22	3,495,000		0.25			

**Lyons Township Treasurer's Office
Fiscal Year 2021**

Third Quarter Pooled Investment Distribution Comparison (FY2020 vs. FY2021)

LTTO Member District	FY2020 Third Quarter Investment Distribution	FY2021 Third Quarter Investment Distribution	Year-Over-Year Third Quarter Percentage Difference
Western Springs Elementary School District 101	\$ 47,433	\$ 34,919	-26.38%
LaGrange Elementary School District 102	\$ 51,025	\$ 60,536	18.64%
Lyons Elementary School District 103	\$ 73,238	\$ 71,885	-1.85%
Summit Elementary School District 104	\$ 72,476	\$ 56,671	-21.81%
LaGrange South Elementary School District 105	\$ 81,312	\$ 64,257	-20.97%
LaGrange Highlands Elementary School District 106	\$ 66,430	\$ 63,137	-4.96%
Pleasantdale Elementary School District 107	\$ 67,263	\$ 52,204	-22.39%
Willow Springs Elementary School District 108	\$ 30,608	\$ 24,537	-19.83%
Indian Springs Elementary School District 109	\$ 163,277	\$ 135,543	-16.99%
Lyons Township High School District 204	\$ 230,885	\$ 200,489	-13.17%
Argo Summit High School District 217	\$ 160,509	\$ 142,591	-11.16%
LaGrange Area Department of Special Education	\$ 51,382	\$ 27,153	-47.15%
West 40 Intermediate Service Center #2	\$ 4,162	\$ 16,077	286.27%
Total Third Quarter Investment Distribution	\$ 1,100,000	\$ 950,000	-13.64%

Lyons Township Treasurer's Office

Fiscal Year 2021

FY2020 Pro-Rata Billing and FY2021 Total Pooled Investment Distribution Comparison

LTTO Member District	FY2021 First Quarter Investment Distribution**	FY2021 Second Quarter Investment Distribution**	FY2021 Third Quarter Investment Distribution**	FY2020 Pro-Rata Bill*	Percent of FY2020 Pro-Rata Bill Recouped with FY2021 Quarterly Investment Distribution
Western Springs Elementary School District 101	\$ 42,570	\$ 39,667	\$ 34,919	\$ 88,066.63	133%
LaGrange Elementary School District 102	\$ 59,181	\$ 65,422	\$ 60,536	\$ 195,499.11	95%
Lyons Elementary School District 103	\$ 60,956	\$ 69,728	\$ 71,885	\$ 172,578.73	117%
Summit Elementary School District 104	\$ 58,642	\$ 60,798	\$ 56,671	\$ 148,816.55	118%
LaGrange South Elementary School District 105	\$ 70,147	\$ 69,905	\$ 64,257	\$ 120,672.12	169%
LaGrange Highlands Elementary School District 106	\$ 58,524	\$ 59,819	\$ 63,137	\$ 66,406.24	273%
Pleasantdale Elementary School District 107	\$ 58,335	\$ 57,038	\$ 52,204	\$ 74,527.80	225%
Willow Springs Elementary School District 108	\$ 26,244	\$ 26,596	\$ 24,537	\$ 31,286.33	247%
Indian Springs Elementary School District 109	\$ 139,434	\$ 150,264	\$ 135,543	\$ 179,398.95	237%
Lyons Township High School District 204	\$ 199,204	\$ 208,721	\$ 200,489	\$ 363,896.77	167%
Argo Summit High School District 217	\$ 134,346	\$ 143,859	\$ 142,591	\$ 178,350.40	236%
LaGrange Area Department of Special Education	\$ 37,627	\$ 38,496	\$ 27,153	\$ 108,202.01	95%
West 40 Intermediate Service Center #2	\$ 4,790	\$ 9,687	\$ 16,077	\$ 48,450.22	63%
Total - All LTTO Member Districts	\$ 950,000	\$ 1,000,000	\$ 950,000	\$ 1,776,151.85	163%

Source:

* Actual FY2020 Pro-Rata Billing, based on annual *revenues* as stated on FY2020 AFR

** Actual Member District Allocation of FY2021 Quarterly Interest Pooled Investment Revenues

Lyons Township Treasurer's Office

Fiscal Year 2021

Third Quarter Average Fund Balance Comparison (FY2020 vs. FY2021)

LTTO Member District	FY2020 Third Quarter Average Fund Balance	FY2021 Third Quarter Average Fund Balance	Year-Over-Year Third Quarter Percentage Difference
Western Springs Elementary School District 101	\$ 9,925,702	\$ 8,852,626	-10.81%
LaGrange Elementary School District 102	\$ 12,487,051	\$ 13,562,188	8.61%
Lyons Elementary School District 103	\$ 14,135,992	\$ 18,131,986	28.27%
Summit Elementary School District 104	\$ 14,413,594	\$ 14,963,908	3.82%
LaGrange South Elementary School District 105	\$ 16,221,473	\$ 16,089,903	-0.81%
LaGrange Highlands Elementary School District 106	\$ 13,985,705	\$ 17,022,323	21.71%
Pleasantdale Elementary School District 107	\$ 14,206,200	\$ 13,829,045	-2.65%
Willow Springs Elementary School District 108	\$ 6,548,616	\$ 6,569,064	0.31%
Indian Springs Elementary School District 109	\$ 35,500,753	\$ 36,158,900	1.85%
Lyons Township High School District 204	\$ 47,345,283	\$ 51,682,245	9.16%
Argo Summit High School District 217	\$ 32,863,855	\$ 37,896,007	15.31%
LaGrange Area Department of Special Education	\$ 11,412,803	\$ 8,588,607	-24.75%
West 40 Intermediate Service Center #2	\$ 760,797	\$ 4,088,423	437.39%
Total Second Quarter Average Fund Balance	\$ 229,807,824	\$ 247,435,225	7.67%

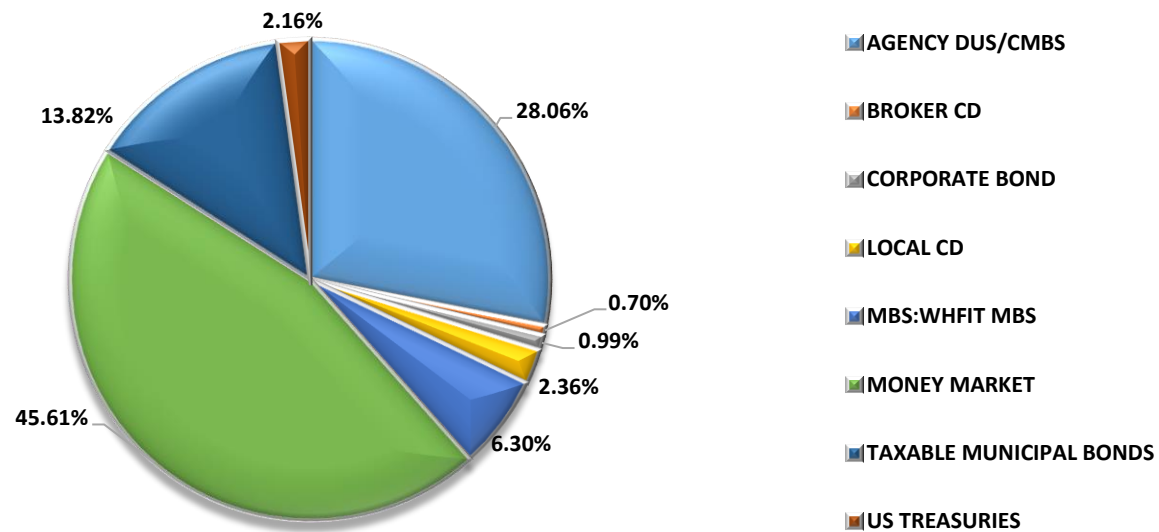
Lyons Township Treasurer's Office
Fiscal Year 2021
Long-Term Portfolio - Financial Advisor Fees

<i>CIBC Private Wealth Management</i> <i>FY2021 First Quarter Investment Advisor Fees</i>	<i>Prudent Man Advisors</i> <i>FY2021 First Quarter Investment Advisor Fees</i>
Assets Under Management: \$76,410,126	Assets Under Management: \$77,624,941
<u>Fee Structure</u>	<u>Fee Structure</u>
\$0 - \$50 Million (4.50 basis points/quarter): \$ 22,500.00	\$0 - \$50 Million (4.50 basis points/quarter): \$ 22,500.00
\$50 Million - \$75 Million (3.50 basis points/quarter): \$ 8,750.00	\$50 Million - \$75 Million (3.75 basis points/quarter): \$ 9,375.00
\$75 Million - \$100 Million (3.50 basis points/quarter): \$ 423.04	\$75 Million - \$100 Million (3.00 basis points/quarter): \$ 787.48
Other Fee Adjustment \$ (0.71)	Other Fee Adjustment \$ -
Total CIBC First Quarter Fee: \$ 31,672.33	Total PMA First Quarter Fee: \$ 32,662.48
<i>CIBC Private Wealth Management</i> <i>FY2021 Second Quarter Investment Advisor Fees</i>	<i>Prudent Man Advisors</i> <i>FY2021 Second Quarter Investment Advisor Fees</i>
Assets Under Management: \$77,175,130	Assets Under Management: \$78,210,521
<u>Fee Structure</u>	<u>Fee Structure</u>
\$0 - \$50 Million (4.50 basis points/quarter): \$ 22,500.00	\$0 - \$50 Million (4.50 basis points/quarter): \$ 22,500.00
\$50 Million - \$75 Million (3.50 basis points/quarter): \$ 8,750.00	\$50 Million - \$75 Million (3.75 basis points/quarter): \$ 9,375.00
\$75 Million - \$100 Million (3.50 basis points/quarter): \$ 652.54	\$75 Million - \$100 Million (3.00 basis points/quarter): \$ 963.16
Other Fee Adjustment \$ -	Other Fee Adjustment \$ -
Total CIBC Second Quarter Fee: \$ 31,902.54	Total PMA Second Quarter Fee: \$ 32,838.16
<i>CIBC Private Wealth Management</i> <i>FY2021 Third Quarter Investment Advisor Fees</i>	<i>Prudent Man Advisors</i> <i>FY2021 Third Quarter Investment Advisor Fees</i>
Assets Under Management: \$77,455,457	Assets Under Management: \$78,477,733
<u>Fee Structure</u>	<u>Fee Structure</u>
\$0 - \$50 Million (4.50 basis points/quarter): \$ 22,500.00	\$0 - \$50 Million (4.50 basis points/quarter): \$ 22,500.00
\$50 Million - \$75 Million (3.50 basis points/quarter): \$ 8,750.00	\$50 Million - \$75 Million (3.75 basis points/quarter): \$ 9,375.00
\$75 Million - \$100 Million (3.50 basis points/quarter): \$ 736.64	\$75 Million - \$100 Million (3.00 basis points/quarter): \$ 1,043.32
Other Fee Adjustment \$ -	Other Fee Adjustment \$ -
Total CIBC Third Quarter Fee: \$ 31,986.64	Total PMA Third Quarter Fee: \$ 32,918.32

Lyons Township Trustees of Schools
Total Investment Portfolio
March 31, 2021

Investment Type	Cost Basis	Total Market Value	% of Portfolio
AGENCY DUS/CMBS	80,178,312	82,755,745	28.06%
BROKER CD	2,000,000	2,105,901	0.70%
CORPORATE BOND	2,834,480	2,840,769	0.99%
LOCAL CD	6,745,000	6,745,000	2.36%
MBS:WHFIT MBS	17,988,965	18,493,922	6.30%
MONEY MARKET	130,329,790	130,329,932	45.61%
TAXABLE MUNICIPAL BONDS	39,498,017	41,122,063	13.82%
US TREASURIES	6,170,694	6,154,238	2.16%
Grand Total	285,745,258	290,547,569	100.00%

Total Portfolio by Type



Long Term Portfolio Metric:

Estimate Annualized Rate of Return (Since Inception current advisors; 7/1/14)
Gross of Fees
 2.842%

vs. BOA ML 1-10 Treasury & Agency Index
Gross of Fees
 2.208%

TTO % over Index: 28.68%

Lyons Township Trustees of Schools
Investment Portfolio
Asset Listing
March 31, 2021

Custody	Investment Description	Maturity Date	Investment Type	Cusip/ Description	Cost Basis *
Byline Bank	Public Funds Emerald MMA Var %	N/A	MONEY MARKET	Byline Bank MMA	40,019,595.00
CIBC Trust	02007GNE9 ALLY BNK UT SANDY 1% 4/23/21	4/23/2021	BROKER CD	02007GNE9	250,000.00
CIBC Trust	052414RU5 AUSTIN TX ELEC 2.937% 11/15/28	11/15/2028	MUNICIPAL BONDS	052414RU5	518,435.00
CIBC Trust	052414RV3 AUSTIN TX ELEC 2.987% 11/15/29	11/15/2029	MUNICIPAL BONDS	052414RV3	500,000.00
CIBC Trust	06051GFW4 BK OF AMERICA CO 2.625% 4/19/21	4/19/2021	CORPORATE BOND	06051GFW4	1,007,060.00
CIBC Trust	094808CC4 BLOOMINGTON MN PORT2.35% 2/1/23	2/1/2023	MUNICIPAL BONDS	094808CC4	416,338.60
CIBC Trust	13067WHZ8 CA ST WTR SER A0 2.437% 12/1/21	12/1/2021	MUNICIPAL BONDS	13067WHZ8	5,063.15
CIBC Trust	14042TDF1 CAPITAL ONE BNK 1.45% 4/10/23	4/10/2023	BROKER CD	14042TDF1	250,000.00
CIBC Trust	165573C79 CHESTER CNTY PA 2.818% 5/15/24	5/15/2024	MUNICIPAL BONDS	165573C79	1,007,200.00
CIBC Trust	172311KC5 CINN OH WTR C 2.768% 12/1/22	12/1/2022	MUNICIPAL BONDS	172311KC5	528,675.00
CIBC Trust	21614TCZ1 COOK CY DIST#208 HS 3% 12/15/21	12/15/2021	MUNICIPAL BONDS	21614TCZ1	511,645.00
CIBC Trust	2350364K3 DALLAS INT'L A 2.039% 11/1/24	11/1/2024	MUNICIPAL BONDS	2350364K3	225,000.00
CIBC Trust	239864AY7 DAYTON OH MET B 2.31% 12/1/22	12/1/2022	MUNICIPAL BONDS	239864AY7	728,427.15
CIBC Trust	254672FV5 DISCOVER BANK CD 2.4% 1/21/22	1/21/2022	BROKER CD	254672FV5	250,000.00
CIBC Trust	260741SF1 DOWNERS GROVE IL 1.518% 1/1/25	1/1/2025	MUNICIPAL BONDS	260741SF1	500,000.00
CIBC Trust	3128CUL53 FREDMACGLD PL#G30348 6% 7/1/27	7/1/2027	MBS:WHFIT MBS	3128CUL53	166,936.56

Lyons Township Trustees of Schools
Investment Portfolio
Asset Listing
March 31, 2021

Custody	Investment Description	Maturity Date	Investment Type	Cusip/ Description	Cost Basis *
CIBC Trust	3128M8UG7 FREDMAC GLD PL#G06583 5% 6/1/41	6/1/2041	MBS:WHFIT MBS	3128M8UG7	238,480.05
CIBC Trust	3128MEA43 FREDMAC #G15227 3.5% 12/1/29	12/1/2029	AGENCY DUS/CMBS	3128MEA43	482,627.87
CIBC Trust	3128PSC88 FHLMC GOLD PL#J12795 4% 8/1/25	8/1/2025	MBS:WHFIT MBS	3128PSC88	39,281.24
CIBC Trust	3128PT7C3 FREDMAC GLD PL#J14491 4% 2/1/26	2/1/2026	MBS:WHFIT MBS	3128PT7C3	591,670.19
CIBC Trust	3132AAM76 FNMA S9382 3% 9/1/43	9/1/2043	AGENCY DUS/CMBS	3132AAM76	1,789,208.74
CIBC Trust	3132CWBB9 FHLMC #SB0034 3.5% 8/1/2034	8/1/2034	AGENCY DUS/CMBS	3132CWBB9	1,317,096.49
CIBC Trust	3132DVKU8 FHLMC SD7507 3% 11/1/49	11/1/2049	AGENCY DUS/CMBS	3132DVKU8	1,508,370.51
CIBC Trust	3132QRHU7 FREDDIE MAC 3.5% 7/1/24	7/1/2024	AGENCY DUS/CMBS	3132QRHU7	1,191,257.46
CIBC Trust	3136AQ5E6 FNMA 2016M2 AV2 2.152% 1/25/23	1/25/2023	AGENCY DUS/CMBS	3136AQ5E6	513,108.33
CIBC Trust	31374CLS3 FNMA POOL#310037 6.5% 10/1/36	10/1/2036	MBS:WHFIT MBS	31374CLS3	43,962.91
CIBC Trust	3137AYCE9 FHLMC MULTI 2.682% 10/25/22	10/25/2022	AGENCY DUS/CMBS	3137AYCE9	1,017,500.00
CIBC Trust	3137B4WB8 FHLMC MULTI K03 3.06% 7/25/23	7/25/2023	AGENCY DUS/CMBS	3137B4WB8	514,609.38
CIBC Trust	3138AP3V8 FNMA POOL#AI9811 4.5% 8/1/26	8/1/2026	MBS:WHFIT MBS	3138AP3V8	325,845.44
CIBC Trust	3138EGKL7 FNMA PL#AL0298 4% 5/1/26	5/1/2026	AGENCY DUS/CMBS	3138EGKL7	561,275.23
CIBC Trust	3138EJ3L0 FNMA #AL2606 2.647% 10/1/22	10/1/2022	AGENCY DUS/CMBS	3138EJ3L0	232,358.67
CIBC Trust	3138L0MH1 FNMA #AM0359 2.31% 8/1/22	8/1/2022	AGENCY DUS/CMBS	3138L0MH1	989,109.06
CIBC Trust	3138L2AE7 FNMA PL#AM1804 2.19% 12/1/22	12/1/2022	AGENCY DUS/CMBS	3138L2AE7	847,092.84

Lyons Township Trustees of Schools
Investment Portfolio
Asset Listing
March 31, 2021

Custody	Investment Description	Maturity Date	Investment Type	Cusip/ Description	Cost Basis *
CIBC Trust	3138L3BR5 FNMA PL#AM2747 2.5% 4/1/23	4/1/2023	AGENCY DUS/CMBS	3138L3BR5	488,750.00
CIBC Trust	3138L8XW9 FNMA PL #AM7892 2.73% 1/1/23	1/1/2023	AGENCY DUS/CMBS	3138L8XW9	676,754.17
CIBC Trust	3138LGBV7 FNMA #AN3651 2.51% 11/1/26	11/1/2026	AGENCY DUS/CMBS	3138LGBV7	229,625.57
CIBC Trust	3138LGKF2 FNMA #AN3893 2.65% 12/1/23	12/1/2023	AGENCY DUS/CMBS	3138LGKF2	1,009,687.50
CIBC Trust	3138LH6P4 FNMA #AN53773.02% 5/1/27	5/1/2027	AGENCY DUS/CMBS	3138LH6P4	1,016,563.00
CIBC Trust	31400HKP7 FNMA POOL#688002 5.5% 3/1/33	3/1/2033	MBS:WHFIT MBS	31400HKP7	149,029.24
CIBC Trust	31400HLP6 FNMA POOL#688034 5.5% 3/1/33	3/1/2033	MBS:WHFIT MBS	31400HLP6	50,623.89
CIBC Trust	31401LVL4 FNMA POOL#711719 5.5% 6/1/33	6/1/2033	MBS:WHFIT MBS	31401LVL4	181,047.09
CIBC Trust	31406CU30 FNMA POOL#806202 5.5% 1/1/35	1/1/2035	MBS:WHFIT MBS	31406CU30	156,087.53
CIBC Trust	3140F535 FNMA BC9089 3% 12/1/46	12/1/2046	AGENCY DUS/CMBS	3140F5C35	606,677.12
CIBC Trust	3140GVZ32 FNMA 3.5% 12/1/47	12/1/2047	AGENCY DUS/CMBS	3140GVZ32	1,831,495.64
CIBC Trust	3140H1W22 FNMA BJ0664 3% 3/1/33	3/1/2033	AGENCY DUS/CMBS	3140H1W22	1,681,008.51
CIBC Trust	3140J5NB1 FNMA PL#BM1285 4.5% 5/1/47	5/1/2047	MBS:Other MBS	3140J5NB1	570,242.48
CIBC Trust	3140J8EZ2 FNMA #BM3751 3.5% 2/1/33	2/1/2033	AGENCY DUS/CMBS	3140J8EZ2	533,102.87
CIBC Trust	3140J8TA1 FNMA #BM4144 5% 7/1/47	7/1/2047	AGENCY DUS/CMBS	3140J8TA1	581,234.60
CIBC Trust	3140J9LW9 FNMA BM4840 4% 10/1/48	10/1/2048	AGENCY DUS/CMBS	3140J9LW9	1,047,208.92

Lyons Township Trustees of Schools
Investment Portfolio
Asset Listing
March 31, 2021

Custody	Investment Description	Maturity Date	Investment Type	Cusip/ Description	Cost Basis *
CIBC Trust	3140J9W31 FNMA #BM5165 4% 7/1/47	7/1/2047	AGENCY DUS/CMBS	3140J9W31	161,145.11
CIBC Trust	3140Q9JA2 FNMA PL#CA2056 4.5% 7/1/48	7/1/2048	MBS:Other MBS	3140Q9JA2	61,498.74
CIBC Trust	3140QE4T6 FNMA CA7133 2% 9/1/35	9/1/2035	AGENCY DUS/CMBS	3140QE4T6	2,314,837.93
CIBC Trust	3140X4LH7 FNMA #FM1227 3% 4/1/32	4/1/2032	AGENCY DUS/CMBS	3140X4LH7	623,724.93
CIBC Trust	3140X5H71 FNMA #FM2053 3.5% 8/1/44	8/1/2044	AGENCY DUS/CMBS	3140X5H71	1,430,502.27
CIBC Trust	3140X6XS5 FNMA #FM3388 4% 3/1/34	3/1/2034	AGENCY DUS/CMBS	3140X6XS5	1,105,588.37
CIBC Trust	31412QVT3 FNMA POOL#93226 4% 12/1/24	12/1/2024	MBS:WHFIT MBS	31412QVT3	860,795.39
CIBC Trust	31416LLU8 FNMA POOL#AA3038 5.5% 5/1/39	5/1/2039	MBS:WHFIT MBS	31416LLU8	476,447.81
CIBC Trust	31416WSV5 FNMA POOL#AB1431 5.5% 8/1/40	8/1/2040	MBS:WHFIT MBS	31416WSV5	667,435.25
CIBC Trust	31417ECE9 FNMA AB7268 3% 12/1/42	12/1/2042	AGENCY DUS/CMBS	31417ECE9	1,088,609.08
CIBC Trust	31417J2M1 FNMA POOL#AC0779 5.5% 9/1/39	9/1/2039	MBS:WHFIT MBS	31417J2M1	401,713.17
CIBC Trust	31418MR79 FNMA POOL#AD0509 6% 1/1/39	1/1/2039	MBS:WHFIT MBS	31418MR79	1,717,785.81
CIBC Trust	31418RQF1 FNMA POOL#AD4053 5.5% 4/1/40	4/1/2040	MBS:WHFIT MBS	31418RQF1	1,298,291.74
CIBC Trust	31418U4X9 FNMA POOL#AD7137 5.5% 7/1/40	7/1/2040	MBS:WHFIT MBS	31418U4X9	2,387,490.72
CIBC Trust	3733842P0 GEORGIA ST SER B 2.67% 2/1/22	2/1/2022	MUNICIPAL BONDS	3733842P0	854,649.50
CIBC Trust	38141GXE9 GOLDMAN SACHS GR 3.625% 2/20/24	2/20/2024	CORPORATE BOND	38141GXE9	1,077,960.00

Lyons Township Trustees of Schools
Investment Portfolio
Asset Listing
March 31, 2021

Custody	Investment Description	Maturity Date	Investment Type	Cusip/ Description	Cost Basis *
CIBC Trust	38147JS94 GOLDMAN SACHS USA 3.3% 7/16/24	7/16/2024	BROKER CD	38147JS94	250,000.00
CIBC Trust	38378B6L8 GNMA 2013-12B 2.15487% 11/16/52	11/16/2052	AGENCY DUS/CMBS	38378B6L8	387,875.00
CIBC Trust	38379RX24 GNMA SER2017-126AC 2.5% 5/16/59	5/16/2059	AGENCY DUS/CMBS	38379RX24	572,110.84
CIBC Trust	41422EKD4 HARRIS CTY TX TRNS 2.261% 11/1/	11/1/2030	MUNICIPAL BONDS	41422EKD4	500,000.00
CIBC Trust	511444QR5 LAKE ZURICH IL A 3.25% 12/15/27	12/15/2027	MUNICIPAL BONDS	511444QR5	629,436.00
CIBC Trust	576051WB8 MASS ST WTR F 2.273% 8/1/28	8/1/2028	MUNICIPAL BONDS	576051WB8	1,000,000.00
CIBC Trust	591852VA3 METRO COUNCIL MN ST 1.9% 9/1/21	9/1/2021	MUNICIPAL BONDS	591852VA3	353,183.00
CIBC Trust	592481LK9 ST LOUIS MO WTR 2.291% 5/1/26	5/1/2026	MUNICIPAL BONDS	592481LK9	1,000,000.00
CIBC Trust	59333P4G0 MIAMI DADECTY FL 2.608% 10/1/22	10/1/2022	MUNICIPAL BONDS	59333P4G0	500,000.00
CIBC Trust	604195VC8 MINNETONKA MN #276 2.55% 1/1/24	1/1/2024	MUNICIPAL BONDS	604195VC8	239,895.00
CIBC Trust	61690UBB5 MORGAN STANLEY BK 3.4% 11/8/22	11/8/2022	BROKER CD	61690UBB5	250,000.00
CIBC Trust	61760AE88 MORRGAN STAN PVT CD 2.7% 6/6/24	6/6/2024	BROKER CD	61760AE88	250,000.00
CIBC Trust	64966MC49 NY NY 2019-C 3.57% 12/1/26	12/1/2026	MUNICIPAL BONDS	64966MC49	500,000.00
CIBC Trust	64971WAD2 NY,NY TRANS SECDB2 2.8% 11/1/21	11/1/2021	MUNICIPAL BONDS	64971WAD2	501,985.00
CIBC Trust	64971XJD1 NY CITY TAX19 C-2 2.98% 11/1/27	11/1/2027	MUNICIPAL BONDS	64971XJD1	1,001,930.00
CIBC Trust	64990FQT4 NY ST DORM TAX 2.558% 2/15/27	2/15/2027	MUNICIPAL BONDS	64990FQT4	350,000.00

Lyons Township Trustees of Schools
Investment Portfolio
Asset Listing
March 31, 2021

Custody	Investment Description	Maturity Date	Investment Type	Cusip/ Description	Cost Basis *
CIBC Trust	68609TJF6 OR ST ART XI Q B 3.352% 5/1/29	5/1/2029	MUNICIPAL BONDS	68609TJF6	225,000.00
CIBC Trust	686356PP5 ORLAND PK IL A 2.3% 12/1/22	12/1/2022	MUNICIPAL BONDS	686356PP5	529,008.00
CIBC Trust	704668DG4 PEACHTREE CITY GA 2.47% 3/1/22	3/1/2022	MUNICIPAL BONDS	704668DG4	294,222.60
CIBC Trust	70922PAL6 PENN ST TURNPIKE 3.029% 12/1/24	12/1/2024	MUNICIPAL BONDS	70922PAL6	777,775.00
CIBC Trust	718814J64 PHOENIX AZ VAR 2.867% 7/1/23	7/1/2023	MUNICIPAL BONDS	718814J64	994,060.00
CIBC Trust	733911CB5 CORPUS CHRISTI NUECES B 3.318%	12/1/2023	MUNICIPAL BONDS	733911CB5	750,000.00
CIBC Trust	735389YT9 PORT SEATTLE WA B 2.43% 5/1/22	5/1/2022	MUNICIPAL BONDS	735389YT9	670,950.30
CIBC Trust	736740MT5 PORTLAND OR JENLWEN 3.5% 6/1/26	6/1/2026	MUNICIPAL BONDS	736740MT5	1,024,220.00
CIBC Trust	795676QM0 SALT LAKE UT SER B 1.95% 6/15/21	6/15/2021	MUNICIPAL BONDS	795676QM0	471,319.35
CIBC Trust	7976465H5 SAN FRAN CA HSG 3.352% 6/15/29	6/15/2029	MUNICIPAL BONDS	7976465H5	425,000.00
CIBC Trust	79765R4W6 SAN FRAN CA UTIL 2.803% 11/1/31	11/1/2031	MUNICIPAL BONDS	79765R4W6	100,000.00
CIBC Trust	812627FP7 SEATTLE WA IMPTB 3.375% 12/1/28	12/1/2028	MUNICIPAL BONDS	812627FP7	781,368.20
CIBC Trust	867612CX9 SUNNYVALE CA WTR 3.17% 4/1/26	4/1/2026	MUNICIPAL BONDS	867612CX9	537,691.05
CIBC Trust	87164WZP6 SYNCHRONY BK 1.45% 4/3/23	4/3/2023	BROKER CD	87164WZP6	250,000.00
CIBC Trust	875124ER6 TAMPABAY WTR RG 2.612% 10/1/25	10/1/2025	MUNICIPAL BONDS	875124ER6	1,000,000.00
CIBC Trust	9128282A7 US TREASURY 1.5% 8/15/26	8/15/2026	US TREASURIES	9128282A7	2,997,398.45

Lyons Township Trustees of Schools
Investment Portfolio
Asset Listing
March 31, 2021

Custody	Investment Description	Maturity Date	Investment Type	Cusip/ Description	Cost Basis *
CIBC Trust	9128285M8 US TREASURY 3.125% 11/15/28	11/15/2028	US TREASURIES	9128285M8	3,173,295.90
CIBC Trust	914713H47 UN NC CHAP HILL 2.535% 12/1/22	12/1/2022	MUNICIPAL BONDS	914713H47	1,014,580.00
CIBC Trust	93974DHW1 WASHINGTON ST 2.74% 8/1/22	8/1/2022	MUNICIPAL BONDS	93974DHW1	994,120.00
CIBC Trust	949763A48 WELLS FARGO CD 2.75% 5/3/24	5/3/2024	BROKER CD	949763A48	250,000.00
CIBC Trust	WMMA00100 CIBC CASH RESERVE VAR %	N/A	MONEY MARKET	WMMA00100-GEN	2,845,639.56
CIBC Trust	051411RQ1 AUGUSTA ME TX PNS 3.13% 10/1/22	10/1/2022	MUNICIPAL BONDS	051411RQ1	490,000.00
CIBC Trust	091096NE3 BIRMINGHAM AL WTR 2.363% 1/1/25	1/1/2025	MUNICIPAL BONDS	091096NE3	500,000.00
CIBC Trust	095167RW4 BLOUNT CNTY TN A 1.73% 6/1/21	6/1/2021	MUNICIPAL BONDS	095167RW4	107,800.00
CIBC Trust	160429YA8 CHARLESTON SC WTR WKS .722% 1/1	1/1/2024	MUNICIPAL BONDS	160429YA8	335,000.00
CIBC Trust	199492CU1 COLUMBUS OH SER8 2.483% 12/1/23	12/1/2023	MUNICIPAL BONDS	199492CU1	387,488.00
CIBC Trust	20772JWZ1 CONNECTICUT TX SER 2.7% 9/1/22	9/1/2022	MUNICIPAL BONDS	20772JWZ1	1,002,860.00
CIBC Trust	228130HN3 CROWLEY TX 0% 8/1/24	8/1/2024	MUNICIPAL BONDS	228130HN3	194,492.00
CIBC Trust	3128M9B92 FRDMC GLDPL#G06964 5.5% 11/1/38	11/1/2038	MBS:WHFIT MBS	3128M9B92	528,243.37
CIBC Trust	3129405F2 FREDMACGLDPL#J21621 5.5% 6/1/40	6/1/2040	MBS:WHFIT MBS	3129405F2	34,437.97
CIBC Trust	3136A72D3 FNMA 2012-M9 A2 2.482 4/25/22	4/25/2022	AGENCY DUS/CMBS	3136A72D3	499,099.42
CIBC Trust	3136AEGQ4 FNMA 2013M7 CLA2 2.28% 12/27/22	12/27/2022	AGENCY DUS/CMBS	3136AEGQ4	677,787.25

Lyons Township Trustees of Schools
Investment Portfolio
Asset Listing
March 31, 2021

Custody	Investment Description	Maturity Date	Investment Type	Cusip/ Description	Cost Basis *
CIBC Trust	3136AEX69 FNMA 2013-M9 A2 2.389% 1/25/23	1/25/2023	AGENCY DUS/CMBS	3136AEX69	155,756.73
CIBC Trust	3136AJ7G5 FNMA 2014M6 A2 2.67851% 5/25/21	5/25/2021	AGENCY DUS/CMBS	3136AJ7G5	14,528.57
CIBC Trust	3136AMKZ1 FNMA 2015M1 CLA2 2.532% 9/25/24	6/25/2024	AGENCY DUS/CMBS	3136AMKZ1	1,654,528.86
CIBC Trust	3136AMST7 FNMA 2015M3A2 2.72296% 10/25/24	10/25/2024	AGENCY DUS/CMBS	3136AMST7	1,132,427.29
CIBC Trust	3136AQHL7 FNMA ACE 2015M13 2.802% 6/25/25	6/25/2025	AGENCY DUS/CMBS	3136AQHL7	101,544.91
CIBC Trust	3136AQV80 FNMA 2016 MI A2 2.939% 1/25/26	1/25/2026	AGENCY DUS/CMBS	3136AQV80	486,269.53
CIBC Trust	3136ARTY4 FNMA 2016-M4CLA1 2.187% 3/25/26	3/25/2026	AGENCY DUS/CMBS	3136ARTY4	344,161.46
CIBC Trust	3136ATZ80 FNMA 2.08% 7/25/26	7/25/2026	AGENCY DUS/CMBS	3136ATZ80	746,190.78
CIBC Trust	3136AV7G8 FNMA 17 M7 CLA2 2.961% 2/25/27	2/25/2027	AGENCY DUS/CMBS	3136AV7G8	1,805,857.04
CIBC Trust	3136AX7E9 FNMA 2017 M12 A2 3.081% 6/25/27	6/25/2027	AGENCY DUS/CMBS	3136AX7E9	1,107,317.14
CIBC Trust	3136AXVB8 FNMA 2017M10 AV2 2.646% 7/25/24	7/25/2024	AGENCY DUS/CMBS	3136AXVB8	2,031,146.90
CIBC Trust	3136AY2H5 FNMA 2017M14 A2 2.8765 11/25/27	11/25/2027	AGENCY DUS/CMBS	3136AY2H5	202,687.50
CIBC Trust	3136AY7L1 FNMA 2018M1 A2 2.986% 12/27/27	12/27/2027	AGENCY DUS/CMBS	3136AY7L1	788,500.00
CIBC Trust	3136B0YM2 FNMA 2018-M2A2 2.99924% 1/25/28	1/25/2028	AGENCY DUS/CMBS	3136B0YM2	1,030,473.43
CIBC Trust	3136B1XJ8 FNMA 2018M4A2 3.043% 3/25/28	3/25/2028	AGENCY DUS/CMBS	3136B1XJ8	1,011,328.13
CIBC Trust	3136B9H83 FNMA M23 CL A1 1.03% 5/1/29	5/1/2029	AGENCY DUS/CMBS	3136B9H83	438,158.46

Lyons Township Trustees of Schools
Investment Portfolio
Asset Listing
March 31, 2021

Custody	Investment Description	Maturity Date	Investment Type	Cusip/ Description	Cost Basis *
CIBC Trust	3136BBAS1 FNMA 1.5% 7/25/32	7/25/2032	AGENCY DUS/CMBS	3136BBAS1	1,495,402.12
CIBC Trust	3136BBG30 FNMA 2020M23CL A1 1.03% 4/25/30	4/25/2030	AGENCY DUS/CMBS	3136BBG30	735,501.34
CIBC Trust	3136BFRV7 FNMA 21-M1GA2 1.56059% 11/25/30	11/25/2030	AGENCY DUS/CMBS	3136BFRV7	925,353.68
CIBC Trust	3137ATRW4 FRED MAC MULTI 2.373% 5/25/22	5/25/2022	AGENCY DUS/CMBS	3137ATRW4	857,790.62
CIBC Trust	3137AVXN2 FHLMC MULTI 2.355% 7/25/22	7/25/2022	AGENCY DUS/CMBS	3137AVXN2	2,027,138.67
CIBC Trust	3137AWQG3 FHLMC MULTI KO23 1.583% 4/25/22	4/25/2022	AGENCY DUS/CMBS	3137AWQG3	333,850.97
CIBC Trust	3137B1U75 FHLMC MULTI FAM 2.522% 1/25/23	1/25/2023	AGENCY DUS/CMBS	3137B1U75	400,210.78
CIBC Trust	3137B3NA2 FHLMC MULTIFAMPSS 3.25% 4/25/23	4/25/2023	AGENCY DUS/CMBS	3137B3NA2	1,038,359.38
CIBC Trust	3137BGJZ3 FHLMC MULT K043 2.532% 10/25/23	10/25/2023	AGENCY DUS/CMBS	3137BGJZ3	196,689.52
CIBC Trust	3137BLMA3 FHLMC MULTI KS03 2.272% 6/25/22	6/25/2022	AGENCY DUS/CMBS	3137BLMA3	246,898.64
CIBC Trust	3137BLW95 FHLMC MT K050 A2 3.334% 8/25/25	8/25/2025	AGENCY DUS/CMBS	3137BLW95	599,635.20
CIBC Trust	3137BMTX4 FHLMC K052 A2 3.151% 11/25/25	11/25/2025	AGENCY DUS/CMBS	3137BMTX4	1,584,470.51
CIBC Trust	3137BQBY2 FHLMC MULTI K722 2.183% 5/25/22	5/25/2022	AGENCY DUS/CMBS	3137BQBY2	453,523.01
CIBC Trust	3137BQYS0 FHLMC MULTI K056 2.525% 5/25/26	5/25/2026	AGENCY DUS/CMBS	3137BQYS0	473,456.25
CIBC Trust	3137BRQH1 FHLMC K057 2.206% 6/25/25	6/25/2025	AGENCY DUS/CMBS	3137BRQH1	382,281.62
CIBC Trust	3137BS6Q1 FHLMC MULTI KJ08 2.356% 1/25/35	1/25/2035	AGENCY DUS/CMBS	3137BS6Q1	799,427.91

Lyons Township Trustees of Schools
Investment Portfolio
Asset Listing
March 31, 2021

Custody	Investment Description	Maturity Date	Investment Type	Cusip/ Description	Cost Basis *
CIBC Trust	3137BWWD2 FHLMC MULTK725A2 3.0002 1/25/24	1/25/2024	AGENCY DUS/CMBS	3137BWWD2	766,816.41
CIBC Trust	3137EAEZ8 FHLMC .25% 11/6/23	11/6/2023	AGENCY DUS/CMBS	3137EAEZ8	167,848.80
CIBC Trust	3137F4D41 FHLMC MULTI K074 A2 3.6%	1/25/2028	AGENCY DUS/CMBS	3137F4D41	222,406.25
CIBC Trust	3137F9ZE4 FREDDIE MAC 1.57% 7/25/32	7/25/2032	AGENCY DUS/CMBS	3137F9ZE4	764,999.25
CIBC Trust	3137FAWS3 FHLMC 2067 CL A2 3.194% 7/25/27	7/25/2027	AGENCY DUS/CMBS	3137FAWS3	694,468.67
CIBC Trust	3137FEBQ2 FHLMC MULTI K072A2 3.444% 12/25	12/25/2027	AGENCY DUS/CMBS	3137FEBQ2	934,539.06
CIBC Trust	3137FF3X3 FHMS K741 A2 1.603% 12/25/27	12/25/2027	AGENCY DUS/CMBS	3137FF3X3	566,473.05
CIBC Trust	3137FK4M5 FHLMC MULTI K085A2 4.06% 10/25/	10/25/2028	AGENCY DUS/CMBS	3137FK4M5	563,638.35
CIBC Trust	3137FREE7 FHLMC MULTI A2 2.308% 10/25/27	10/25/2027	AGENCY DUS/CMBS	3137FREE7	341,684.59
CIBC Trust	3137FTFK8 FHMA K738 A2 1.545% 1/25/27	1/25/2027	AGENCY DUS/CMBS	3137FTFK8	514,971.50
CIBC Trust	3137FTRB5 FHMS KJ29 CL A2 1.409% 11/25/27	11/25/2027	AGENCY DUS/CMBS	3137FTRB5	203,992.40
CIBC Trust	3138AKW96 FNMA POOL#AI6071 5% 6/1/41	6/1/2041	MBS:WHFIT MBS	3138AKW96	1,004,201.31
CIBC Trust	3138EGDB7 FNMA POOL#AL0097 6% 7/1/40	7/1/2040	MBS:WHFIT MBS	3138EGDB7	348,807.68
CIBC Trust	3138EKEY7 FNMA POOL#AL2850 4% 9/1/26	9/1/2026	MBS:WHFIT MBS	3138EKEY7	1,260,733.99
CIBC Trust	3138EKEZ4 FNMA POOL#AL2851 4% 8/1/26	8/1/2026	MBS:WHFIT MBS	3138EKEZ4	430,116.72
CIBC Trust	3138EKYU3 FNMA POOL#AL3422 5% 1/1/25	1/1/2025	MBS:WHFIT MBS	3138EKYU3	183,824.77

Lyons Township Trustees of Schools
Investment Portfolio
Asset Listing
March 31, 2021

Custody	Investment Description	Maturity Date	Investment Type	Cusip/ Description	Cost Basis *
CIBC Trust	3138ELFR9 FNMA POOL#AL3775 5% 1/1/39	1/1/2039	MBS:WHFIT MBS	3138ELFR9	280,075.04
CIBC Trust	3138L06C0 FNMA PL#AM0866 2.2% 12/1/22	12/1/2022	AGENCY DUS/CMBS	3138L06C0	213,449.04
CIBC Trust	3138L1DX4 FNMA PL AM1017 2.15% 10/1/22	10/1/2022	AGENCY DUS/CMBS	3138L1DX4	538,216.57
CIBC Trust	3138L3JQ9 FNMA PL#AM2970 2.42% 5/1/23	4/1/2023	AGENCY DUS/CMBS	3138L3JQ9	503,855.10
CIBC Trust	3138L87C2 FNMA PL#AM8090 2.48% 2/1/25	2/1/2025	AGENCY DUS/CMBS	3138L87C2	968,383.75
CIBC Trust	3138L9HU9 FNMA PL# AM8342 2.36% 4/1/22	4/1/2022	AGENCY DUS/CMBS	3138L9HU9	519,179.69
CIBC Trust	3138L9JE3 FNMA #AM8360 2.165% 5/1/22	5/1/2022	AGENCY DUS/CMBS	3138L9JE3	161,646.18
CIBC Trust	3138LCCK9 FNMA #AN0073 2.29% 11/1/22	11/1/2022	AGENCY DUS/CMBS	3138LCCK9	399,011.20
CIBC Trust	3138LCMS1 FNMA AN0368 3.05% 12/1/25	12/1/2025	AGENCY DUS/CMBS	3138LCMS1	741,682.17
CIBC Trust	3138LD5G4 FNMA #AN1746 2.15% 9/1/23	9/1/2023	AGENCY DUS/CMBS	3138LD5G4	1,998,220.17
CIBC Trust	3138LDPP2 FNMA #AN1329 2.42% 4/1/23	4/1/2023	AGENCY DUS/CMBS	3138LDPP2	577,116.79
CIBC Trust	3138LFLY2 FNMA #AN3042 2.37% 10/1/26	10/1/2026	AGENCY DUS/CMBS	3138LFLY2	1,179,545.90
CIBC Trust	3138LGWU6 FNMA #AN4258 2.65% 1/1/23	1/1/2023	AGENCY DUS/CMBS	3138LGWU6	359,639.52
CIBC Trust	3138LJ2F6 FMNA AN6173 3.12% 7/1/29	7/1/2029	AGENCY DUS/CMBS	3138LJ2F6	1,251,261.23
CIBC Trust	3138LK7A9 FNMA #AN7188 3.135% 10/1/32	10/1/2032	AGENCY DUS/CMBS	3138LK7A9	2,057,033.79
CIBC Trust	3138LL5H4 FNMA #AN8047 2.73% 2/1/25	2/1/2025	AGENCY DUS/CMBS	3138LL5H4	513,300.78

Lyons Township Trustees of Schools
Investment Portfolio
Asset Listing
March 31, 2021

Custody	Investment Description	Maturity Date	Investment Type	Cusip/ Description	Cost Basis *
CIBC Trust	31402YEX8 FNMA POOL#741850 5.5% 9/1/33	9/1/2033	MBS:WHFIT MBS	31402YEX8	194,539.12
CIBC Trust	3140HVCU6 FNMA #BL3682 2.67% 9/1/26	9/1/2026	AGENCY DUS/CMBS	3140HVCU6	507,782.48
CIBC Trust	3140HVUX0 FNMA#BL4197 2.64% 9/1/29	9/1/2029	AGENCY DUS/CMBS	3140HVUX0	255,937.50
CIBC Trust	3140HW5J7 FNMA BL5348 2.32% 1/1/26	1/1/2026	AGENCY DUS/CMBS	3140HW5J7	743,152.96
CIBC Trust	3140HX5A4 FNMA BL6240 1.94% 3/1/2030	3/1/2030	AGENCY DUS/CMBS	3140HX5A4	558,421.88
CIBC Trust	3140HX5X4 FNMA BL6261 1.86% 3/1/27	3/1/2027	AGENCY DUS/CMBS	3140HX5X4	665,448.59
CIBC Trust	3140HXGH6 FNMA BL5855 2.18% 12/1/24	12/1/2024	AGENCY DUS/CMBS	3140HXQH6	604,756.25
CIBC Trust	3140LADX0 FMNA BS0117 1.16% 1/1/26	1/1/2026	AGENCY DUS/CMBS	3140LADX0	1,366,606.83
CIBC Trust	3140LAH65 FNMA PPPOL BS0252 1.185% 5/1/25	5/1/2025	AGENCY DUS/CMBS	3140LAH65	562,039.97
CIBC Trust	3140LBSY0 FNMA BS1434 1.66% 3/1/28	3/1/2028	AGENCY DUS/CMBS	3140LBSY0	439,215.94
CIBC Trust	31417TLC0 FNMA POOL#AC6622 5.5% 11/1/39	11/1/2039	MBS:WHFIT MBS	31417TLC0	2,420,456.78
CIBC Trust	31417VZ22 FNMA POOL #AC8860 4.5% 12/1/24	12/1/2024	MBS:WHFIT MBS	31417VZ22	706,084.44
CIBC Trust	31418DGF3 FNMA #MA3797 2.5% 10/1/34	10/1/2034	MBS:WHFIT MBS	31418DGF3	122,301.01
CIBC Trust	31418DN65 FNMA #MA4012 2% 5/1/35	5/1/2035	AGENCY DUS/CMBS	31418DN65	751,556.43
CIBC Trust	31418WCA6 FNMA POOL#AD8164 4% 8/1/25	8/1/2025	MBS:WHFIT MBS	31418WCA6	90,478.17
CIBC Trust	38378KRM3 GNMA AB2013-78 1.62443% 7/16/39	7/16/2039	AGENCY DUS/CMBS	38378KRM3	41,358.41

Lyons Township Trustees of Schools
Investment Portfolio
Asset Listing
March 31, 2021

Custody	Investment Description	Maturity Date	Investment Type	Cusip/ Description	Cost Basis *
CIBC Trust	38378KYD5 GNMA SER2013-107 CLA 2% 5/16/40	5/16/2040	AGENCY DUS/CMBS	38378KYD5	130,491.79
CIBC Trust	38379KBZ0 GNMASER2015-23 1.9999% 11/16/40	11/16/2040	AGENCY DUS/CMBS	38379KBZ0	170,710.63
CIBC Trust	38379KZY7 GNMA 2015-114 CL A 2.1% 6/15/55	6/15/2055	AGENCY DUS/CMBS	38379KZY7	344,386.03
CIBC Trust	38379RAA1 GNMA 2015-183 2.3% 3/16/2056	3/16/2056	AGENCY DUS/CMBS	38379RAA1	185,196.18
CIBC Trust	41422EKL6 HARRIS TX TRNS 1.919% 11/1/26	11/1/2026	MUNICIPAL BONDS	41422EKL6	750,000.00
CIBC Trust	507408LW0 MCHENRY CTY D118 3.45% 1/1/27	1/1/2027	MUNICIPAL BONDS	507408LW0	250,000.00
CIBC Trust	511074VM5 LAKE TRAVIS TX IDS 0% 2/25/24	2/25/2024	MUNICIPAL BONDS	511074VM5	339,986.50
CIBC Trust	59164GEN8 METRO WSTWTR CO 2.124% 4/1/25	4/1/2025	MUNICIPAL BONDS	59164GEN8	450,000.00
CIBC Trust	592657CR9 SALT LAKE/SANDY UT WTR .86% 7/1	7/1/2025	MUNICIPAL BONDS	592657CR9	603,672.00
CIBC Trust	59465MU94 MI ST HSG DEV B 2.096% 4/1/21	4/1/2021	MUNICIPAL BONDS	59465MU94	300,000.00
CIBC Trust	6041293M6 MINN ST VAR SER D 2.43% 8/1/22	8/1/2022	MUNICIPAL BONDS	6041293M6	358,086.90
CIBC Trust	607802BZ7 MODESTO CA WSTWTR .835% 11/1/24	11/1/2024	MUNICIPAL BONDS	607802BZ7	750,000.00
CIBC Trust	64469DXY2 NH ST HSG FIN TX 2.636% 7/1/21	7/1/2021	MUNICIPAL BONDS	64469DXY2	154,775.71
CIBC Trust	64971WFJ4 NY CITY TRANS FIN 2.85% 8/1/22	8/1/2022	MUNICIPAL BONDS	64971WFJ4	1,002,500.00
CIBC Trust	64971WZV5 NY NY TRAN FIN E3 2.92% 2/1/27	2/1/2027	MUNICIPAL BONDS	64971WZV5	636,112.50
CIBC Trust	64990FQR8 NY ST DORM TAX 2.27% 2/15/25	2/15/2025	MUNICIPAL BONDS	64990FQR8	400,000.00

Lyons Township Trustees of Schools
Investment Portfolio
Asset Listing
March 31, 2021

Custody	Investment Description	Maturity Date	Investment Type	Cusip/ Description	Cost Basis *
CIBC Trust	68607DUZ6 OREGON ST HGHWAY .414% 11/15/23	11/15/2023	MUNICIPAL BONDS	68607DUZ6	350,000.00
CIBC Trust	689225TM2 OTTAWACTY MI PENS 2.85% 11/1/22	11/1/2022	MUNICIPAL BONDS	689225TM2	140,000.00
CIBC Trust	69371RR24 PACCAR FINL .35% 2/2/24	2/2/2024	CORPORATE BOND	69371RR24	449,478.00
CIBC Trust	738850SY3 POWAY CA SD2002-1 2.209% 8/1/25	8/1/2025	MUNICIPAL BONDS	738850SY3	500,000.00
CIBC Trust	746673ZP0 PUTNAM CNTY TN 1.5% 4/1/25	4/1/2025	MUNICIPAL BONDS	746673ZP0	813,267.00
CIBC Trust	751622JP7 RAMSEY CTY MN CAP IMP 3% 2/1/24	2/1/2024	MUNICIPAL BONDS	751622JP7	441,460.80
CIBC Trust	751622JQ5 RAMSEY CTY MN CAP IMP 3% 2/1/25	2/1/2025	MUNICIPAL BONDS	751622JQ5	450,955.05
CIBC Trust	783186UC1 RUTGERS NJ R 2.349% 5/1/25	5/1/2025	MUNICIPAL BONDS	783186UC1	250,000.00
CIBC Trust	79467BAT2 SALES TX SECURIT C 2.754% 1/1/2	1/1/2023	MUNICIPAL BONDS	79467BAT2	402,144.40
CIBC Trust	825252885 INVESCO GOVT AGENCY PORTFOLIO	N/A	MONEY MARKET	825252885	940,272.50
CIBC Trust	8827233L1 TX ST WTR FIN C-2 1.737% 8/1/22	8/1/2022	MUNICIPAL BONDS	8827233L1	250,000.00
CIBC Trust	88278PZA5 TX ST UNIV B 2.103% 3/15/24	3/15/2024	MUNICIPAL BONDS	88278PZA5	475,000.00
CIBC Trust	89236THU2 TOYOTA MOTORCREDIT .45% 1/11/24	1/11/2024	CORPORATE BOND	89236THU2	299,982.00
CIBC Trust	942221GC0 WATERTOWN WI SCH D 2.5% 4/1/22	4/1/2022	MUNICIPAL BONDS	942221GC0	234,412.50
CIBC Trust	977100CY0 WI ST GEN FD A 1.899% 5/1/22	5/1/2022	MUNICIPAL BONDS	977100CY0	414,711.10
CIBC Trust	1301782M7 CA EDUCTNL FACS B 2.25% 10/1/21	10/1/2021	MUNICIPAL BONDS	1301782M7	85,000.00

Lyons Township Trustees of Schools
Investment Portfolio
Asset Listing
March 31, 2021

Custody	Investment Description	Maturity Date	Investment Type	Cusip/ Description	Cost Basis *
CIBC Trust	974790DQ7 WINNETKA IL TX GDS 2.5% 12/15/2	12/15/2022	MUNICIPAL BONDS	974790DQ7	103,624.00
CIBC Trust	WMMA00100 CIBC CASH RESERVE VAR %	N/A	MONEY MARKET	WMMA00100-TTO	99,567.17
LTTO	108565EW8 BRIDGEVIEW PD GO 2020 1.5% 12/1	12/1/2021	MUNICIPAL BONDS	108565EW8	635,000.00
LTTO	866101AY4 SUMMIT PKD GO 2020 2.0% 12/1/21	12/1/2021	MUNICIPAL BONDS	866101AY4	286,000.00
LTTO	952083KB8 W CHICAGO PD GO 2019 2.15-2.3%	11/15/2021	MUNICIPAL BONDS	952083KB	642,491.47
First Bank of Highland Park	FBHP CD xx1987 0.90% 6/2/21	6/2/2021	LOCAL CD	CD xx1987 0.90% 6/2/21	250,000.00
First Bank of Highland Park	FBHP CD xx1990 0.90% 6/2/21	6/2/2021	LOCAL CD	FBHP CD xx1990 0.90% 6/2/21	250,000.00
First Bank of Highland Park	FBHP CD xx1993 0.90% 6/2/21	6/2/2021	LOCAL CD	FBHP CD xx1993 0.90% 6/2/21	250,000.00
First Bank of Highland Park	FBHP CD xx1996 0.90% 6/2/21	6/2/2021	LOCAL CD	FBHP CD xx1996 0.90% 6/2/21	250,000.00
First Bank of Highland Park	FBHP CD xx1999 0.90% 6/2/21	6/2/2021	LOCAL CD	FBHP CD xx1999 0.90% 6/2/21	250,000.00
First Bank of Highland Park	FBHP CD xx2002 0.90% 6/2/21	6/2/2021	LOCAL CD	FBHP CD xx2002 0.90% 6/2/21	250,000.00
First Bank of Highland Park	FBHP CD xx2005 0.90% 6/2/21	6/2/2021	LOCAL CD	FBHP CD xx2005 0.90% 6/2/21	250,000.00
First Bank of Highland Park	FBHP CD xx2008 0.90% 6/2/21	6/2/2021	LOCAL CD	FBHP CD xx2008 0.90% 6/2/21	250,000.00
First Bank of Highland Park	FBHP CD xx2011 0.90% 6/2/21	6/2/2021	LOCAL CD	FBHP CD xx2011 0.90% 6/2/21	250,000.00
First Bank of Highland Park	FBHP CD xx2014 0.90% 6/2/21	6/2/2021	LOCAL CD	FBHP CD xx2014 0.90% 6/2/21	250,000.00
First Bank of Highland Park	FBHP CD xx2017 0.90% 6/2/21	6/2/2021	LOCAL CD	FBHP CD xx2017 0.90% 6/2/21	250,000.00

Lyons Township Trustees of Schools
Investment Portfolio
Asset Listing
March 31, 2021

Custody	Investment Description	Maturity Date	Investment Type	Cusip/ Description	Cost Basis *
First Bank of Highland Park	FBHP CD xx2020 0.90% 6/2/21	6/2/2021	LOCAL CD	FBHP CD xx2020 0.90% 6/2/21	250,000.00
First Bank of Highland Park	FBHP CD xx2023 0.90% 6/2/21	6/2/2021	LOCAL CD	FBHP CD xx2023 0.90% 6/2/21	250,000.00
First Bank of Highland Park	First Bank Highland Park xx5332 var%	N/A	MONEY MARKET	FBHP MM	250,000.00
First Bank of Highland Park	First BK Highland Park ICS MM xx332 var%	N/A	MONEY MARKET	FBHP ICS MM	86,163,383.83
First Midwest Bank	First Midwest Money Market xx403 Var%	N/A	MONEY MARKET	1st Midwest Money Market	6,395.26
Lakeside Bank	Lakeside Bank xx6340 var%	N/A	MONEY MARKET	Lakeide Bank MM xx6340var%	4,936.37
Lakeside Bank	LSB CD XX7506 .25% 3/5/22	3/5/2022	LOCAL CD	CD XX7506 .25% 3/5/22	245,000.00
Lakeside Bank	LSB CD XX7514 .25% 3/5/22	3/5/2022	LOCAL CD	CD XX7514 .25% 3/5/22	250,000.00
Lakeside Bank	LSB CD XX7530 .25% 3/5/22	3/5/2022	LOCAL CD	CD XX7530 .25% 3/5/22	250,000.00
Lakeside Bank	LSB CD XX7548 .25% 3/5/22	3/5/2022	LOCAL CD	CD XX7548 .25% 3/5/22	250,000.00
Lakeside Bank	LSB CD XX7555 .25% 3/5/22	3/5/2022	LOCAL CD	CD XX7555 .25% 3/5/22	250,000.00
Lakeside Bank	LSB CD XX7563 .25% 3/5/22	3/5/2022	LOCAL CD	CD XX7563 .25% 3/5/22	250,000.00
Lakeside Bank	LSB CD XX7571 .25% 3/5/22	3/5/2022	LOCAL CD	CD XX7571 .25% 3/5/22	250,000.00
Lakeside Bank	LSB CD XX7589 .25% 3/5/22	3/5/2022	LOCAL CD	CD XX7589 .25% 3/5/22	250,000.00
Lakeside Bank	LSB CD XX7597 .25% 3/5/22	3/5/2022	LOCAL CD	CD XX7597 .25% 3/5/22	250,000.00
Lakeside Bank	LSB CD XX7605 .25% 3/5/22	3/5/2022	LOCAL CD	CD XX7605 .25% 3/5/22	250,000.00

Lyons Township Trustees of Schools
Investment Portfolio
Asset Listing
March 31, 2021

Custody	Investment Description	Maturity Date	Investment Type	Cusip/ Description	Cost Basis *
Lakeside Bank	LSB CD XX7613 .25% 3/5/22	3/5/2022	LOCAL CD	CD XX7613 .25% 3/5/22	250,000.00
Lakeside Bank	LSB CD XX7621 .25% 3/5/22	3/5/2022	LOCAL CD	CD XX7621 .25% 3/5/22	250,000.00
Lakeside Bank	LSB CD XX7639 .25% 3/5/22	3/5/2022	LOCAL CD	CD XX7639 .25% 3/5/22	250,000.00
Lakeside Bank	LSB CD XX7647 .25% 3/5/22	3/5/2022	LOCAL CD	CD XX7647 .25% 3/5/22	250,000.00
LTTO	VillageBroadview GO Tax Bd .85% 11/15/21	11/15/2021	MUNICIPAL BONDS	Broadview GO Tax Bd	1,050,000.00
					285,745,258.20

*1 Cost basis is the amount at which the asset is purchased less any funds received or adjusted

Lyons Township
School Treasurer's Employee
Insurance Benefit Renewal


Township Trustees of Schools

TOWNSHIP 38 NORTH, RANGE 12 EAST

www.lyonstto.net

BOARD OF SCHOOL TRUSTEES
Michael S. Thiessen, President
Michael Dickman, Trustee
Nicholas A. Kantas, Trustee

22 Calendar Ave. STE D
LaGrange, IL 60525
Phone 708-352-4480
Fax 708-352-4417

DATE: April 27, 2021
TO: Board of School Trustees
FROM: Kenneth T. Getty, MBA, CSBO 
SUBJECT: Lyons Township School Treasurer's Employee Insurance Benefits

The Lyons Township Treasurer's Office has received renewal quotes for medical, dental, vision, and life insurance for its full-time staff for fiscal year 2021 from Blue Cross Blue Shield of Illinois and Companion Life:

- Blue Cross Blue Shield total medical premiums are expected to increase 10.23%
- Blue Cross Blue Shield total dental premiums are expected to increase 0.79%
- Companion Life life insurance premiums are expected to remain the same as FY2021
- Companion Life vision insurance premiums are expected to remain the same as FY2021

Recommended Motion:

"I move to approve the renewal provided by Blue Cross Blue Shield of Illinois and Companion Life for employee medical, dental, vision, and life insurance benefits."

FY2021 Audit Engagement
Miller Cooper & Co., Ltd.


Township Trustees of Schools

TOWNSHIP 38 NORTH, RANGE 12 EAST

www.lyonstto.net

BOARD OF SCHOOL TRUSTEES
Michael S. Thiessen, President
Michael Dickman, Trustee
Nicholas A. Kantas, Trustee

22 Calendar Ave. STE D
LaGrange, IL 60525
Phone 708-352-4480
Fax 708-352-4417

DATE: April 26, 2021
TO: Board of School Trustees
FROM: Kenneth T. Getty, MBA, CSBO 
SUBJECT: FY2021 Audit Engagement

The following is an engagement letter from Miller Cooper & Co. for the Lyons Township Treasurer's Office FY2021 annual audit. The terms and conditions remain unchanged from our previous agreements with Miller Cooper & Co., Ltd. and the fee is \$21,850.00, which is an increase of \$350.00 from the previous year's audit.

Based on Miller Cooper's past performance and reasonable audit fees, I recommend approving Miller Cooper's engagement letter to complete the LTTO's FY2021 annual audit.

Recommended Motion:

"I move to approve the audit engagement with Miller Cooper & Co., Ltd. for the FY2021 annual audit."

Adoption of Certified Election
Results for April 6, 2021
Consolidated Election and
Certification of Election Winner

Cook County Clerk's Office

Suburban Cook County Election Results

Official Certificate of Results

[Back to Election Summary Results](#)[Print Results](#)

April 06, 2021 Consolidated General Election

The Cook County Clerk, having completed a canvass of all votes cast for Trst Sch, Lyons Township 38N, Range 12E, 6yr, hereby certifies the following vote totals:

Candidates	Percentage	Votes
Shakana Kirksey-Miller	99.05%	9,582
James Boo	0.95%	92
Total:	100%	9,674

This election having been certified to me as 1 to be elected results in Shakana Kirksey-Miller being elected.

Below is the abstract of votes by precinct.

Dated this April 27, 2021.



Karen A. Yarbrough, Cook County Clerk

Township - Trst Sch, Lyons Township 38N, Range 12E, 6yr

Township	Registered Voters	Ballots Cast	Shakana Kirksey-Miller	James Boo	Total Votes
Lyons	74,867	11,892	8,118	79	8,197
Palos	161	31	22	0	22
Proviso	10,488	1,223	836	13	849
Stickney	4,388	898	606	0	606
Suburban Cook County Total	89,904	14,044	9,582	92	9,674

Precinct - Trst Sch, Lyons Township 38N, Range 12E, 6yr

Precinct	Registered Voters	Ballots Cast	Shakana Kirksey-Miller	James Boo	Total Votes
Lyons 1	105	15	11	0	11
Lyons 2	814	56	41	0	41
Lyons 3	995	456	339	0	339
Lyons 4	1,463	137	102	5	107

Lyons 5	1,125	81	67	0	67
Lyons 6	759	45	37	0	37
Lyons 7	1,037	142	104	2	106
Lyons 8	747	67	59	0	59
Lyons 9	1,041	175	120	3	123
Lyons 10	829	99	73	0	73
Lyons 11	720	114	63	4	67
Lyons 12	663	121	75	0	75
Lyons 13	548	15	11	0	11
Lyons 14	1,196	178	110	9	119
Lyons 15	1,051	132	87	3	90
Lyons 16	1,695	235	157	8	165
Lyons 17	632	101	70	0	70
Lyons 18	777	99	63	4	67
Lyons 19	1,137	474	350	0	350
Lyons 20	1,538	153	105	0	105
Lyons 21	1,418	204	140	0	140
Lyons 22	765	277	205	0	205
Lyons 23	1,244	221	133	0	133
Lyons 24	757	86	46	0	46
Lyons 25	1,002	128	96	0	96
Lyons 26	666	91	57	0	57
Lyons 27	1,002	131	67	0	67
Lyons 28	1,320	170	117	0	117
Lyons 29	1,075	297	178	0	178
Lyons 30	160	64	46	0	46
Lyons 31	860	252	120	10	130
Lyons 32	416	194	113	0	113
Lyons 33	436	73	56	0	56
Lyons 34	461	20	14	0	14
Lyons 35	1,081	305	199	0	199
Lyons 36	1,082	214	111	0	111
Lyons 37	785	331	243	1	244
Lyons 38	778	19	16	0	16
Lyons 39	884	116	78	0	78
Lyons 40	759	82	55	0	55
Lyons 41	652	109	72	0	72
Lyons 42	893	114	80	0	80

Lyons 43	777	149	94	2	96
Lyons 44	1,443	165	110	0	110
Lyons 45	1,351	84	65	0	65
Lyons 46	836	125	87	0	87
Lyons 47	923	157	100	11	111
Lyons 48	1,044	114	98	0	98
Lyons 49	681	119	75	0	75
Lyons 50	1,134	115	75	4	79
Lyons 51	1,051	209	128	0	128
Lyons 52	1,138	174	124	0	124
Lyons 53	1,004	156	115	0	115
Lyons 54	528	83	60	0	60
Lyons 55	1,050	119	75	0	75
Lyons 56	1,752	110	89	0	89
Lyons 57	1,371	98	79	0	79
Lyons 58	1,231	132	94	0	94
Lyons 59	1,016	357	256	0	256
Lyons 60	1,755	172	144	0	144
Lyons 61	955	239	138	3	141
Lyons 62	434	114	81	0	81
Lyons 63	1,414	270	173	2	175
Lyons 64	1,060	469	341	0	341
Lyons 65	1,523	143	115	0	115
Lyons 66	689	290	215	2	217
Lyons 67	1,192	45	41	0	41
Lyons 68	894	63	54	0	54
Lyons 69	1,189	177	110	4	114
Lyons 70	942	14	14	0	14
Lyons 71	778	8	7	0	7
Lyons 72	1,163	274	163	1	164
Lyons 73	918	161	112	0	112
Lyons 74	698	36	33	0	33
Lyons 75	895	51	42	0	42
Lyons 76	888	163	88	0	88
Lyons 77	1,047	112	78	1	79
Lyons 78	735	232	159	0	159
Palos 22	161	31	22	0	22
Proviso 21	712	19	12	0	12

Proviso 23	384	37	26	2	28
Proviso 24	1,314	204	131	1	132
Proviso 25	1,153	190	132	5	137
Proviso 26	1,160	179	116	1	117
Proviso 46	272	19	12	0	12
Proviso 54	1,637	74	53	2	55
Proviso 55	855	140	92	1	93
Proviso 75	1,027	148	100	0	100
Proviso 96	649	46	35	0	35
Proviso 97	1,325	167	127	1	128
Stickney 1	490	208	133	0	133
Stickney 2	824	147	101	0	101
Stickney 16	1,308	208	155	0	155
Stickney 17	776	157	95	0	95
Stickney 19	990	178	122	0	122
Suburban Cook County Total	89,904	14,044	9,582	92	9,674

Lyons Township Trustees of Schools Audio Recording Policy

Matters related to the possible
withdrawal of
Lyons Township High School (D204)
at the conclusion of FY2021

District 204 Litigation Update

Closed Session

Motion to suspend the Regular Board Meeting for the purpose of entering Closed Session.

- ***Illinois Open Meetings Act, (5 ILCS 120/2 (c)(11)***, “Litigation, when an action against, affecting or on behalf of the particular public body has been filed and is pending before a court or administrative tribunal, or when the public body finds that an action is probable or imminent, in which case the basis for the finding shall be recorded and entered into the minutes of the closed meeting.”
- ***Illinois Open Meetings Act, (5 ILCS 120/2 (c)(1)***, “Discussion on the appointment, employment, compensation, discipline, performance or dismissal specific employees of public body.”

Motion to reconvene the
Regular Meeting
of the
Board of Trustees

Time: _____

Action as a result of Closed Session

Adjournment