

FALL DRAWING CLASS

New York Chinese School 2020

Welcome!

欢迎

I am Ms Frank

I have been teaching arts for 16 years to people of all ages. I also teach Humanities at a school here in NYC!

I teach VISUAL ART, PUPPETRY and MASK MAKING

And THEATER!





There is a lot we can learn
with just pencil and paper



MATERIALS:

SKETCHBOOK!

寫生簿



WOODEN PENCILS!

鉛筆



ERASER!

橡皮擦



DRAWING RULES TO LIVE BY

1. There is no “right way” to draw.
2. Don't compare your work to other people's work!
3. There's really no messing up!
4. Practice.
5. Draw for yourself - this is YOUR time!
6. Respect the work and practice of others!



OPEN YOUR ARTIST EYES!



DRAWING IS MORE ABOUT HOW YOU SEE THE WORLD AND
LESS ABOUT HOW YOU HOLD A PENCIL IN YOUR HAND!




LOOKS CAN BE DECEIVING!

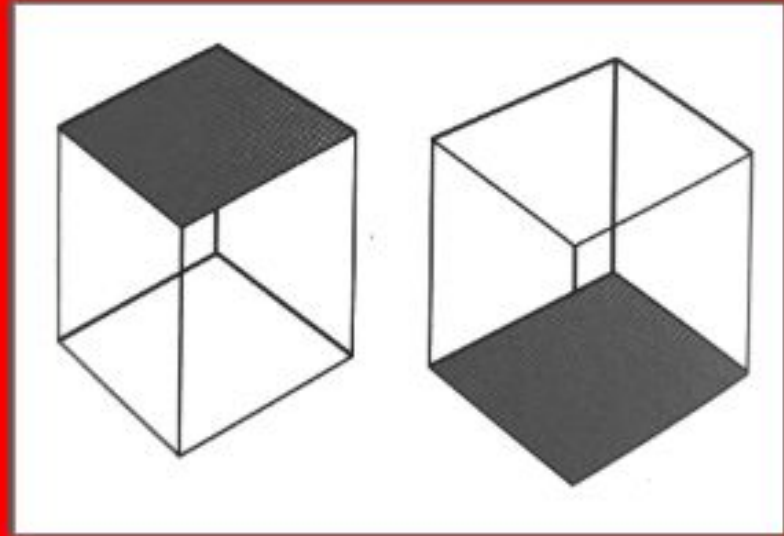
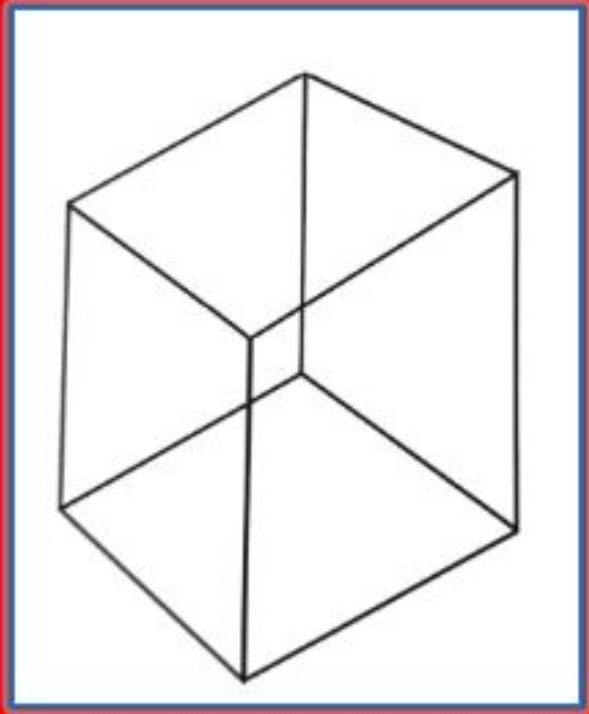
What do you see here?



What do you see here?



This is a normal cube, right?




SCRIBBLE ART

Draw a continuous line! - take 3 whole minutes!

Don't pick up your pencil - just keep curving and swirling and switching direction until you have a tangle that travels over the whole page!

You'll see where your line intersects and overlaps - it makes lots of shapes you didn't even mean to draw! Can you find a shape that looks like something from real life?





CONTOUR DRAWING

A contour drawing is another name for a line drawing. Today we are going to create a “blind contour” - this is a drawing where you **DON'T LOOK AT YOUR DRAWING** as you draw it!!

You keep your eyes locked on the object that you are drawing and **NEVER LOOK AT YOUR PAPER**, and you **DON'T LIFT YOUR PENCIL FROM THE PAPER THE WHOLE TIME!**

LET'S HAVE A SCAVENGER HUNT

IN YOUR HOUSE CAN YOU FIND....

A SHOE

A CAN OF FOOD OR SODA

A MUG

A PLANT

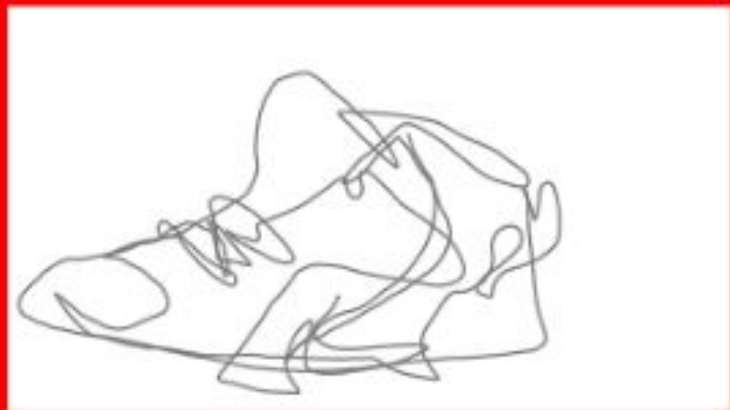


OK - NOW WE ARE GOING TO PRACTICE SOME BLIND CONTOUR DRAWINGS


Let's start with the shoe

Remember - don't look at your paper!

Don't pick up your pencil!!



LINE DRAWING



Line Types

Some line types we can use for inspiration.
Can you think of others?

Vertical



Horizontal



Diagonal



Curved



Spiral



Wavy



Cloud




Zig-Zag



Castle



Step-Up-N-Down



Shark



Mountain




Jagged




Walk-Around



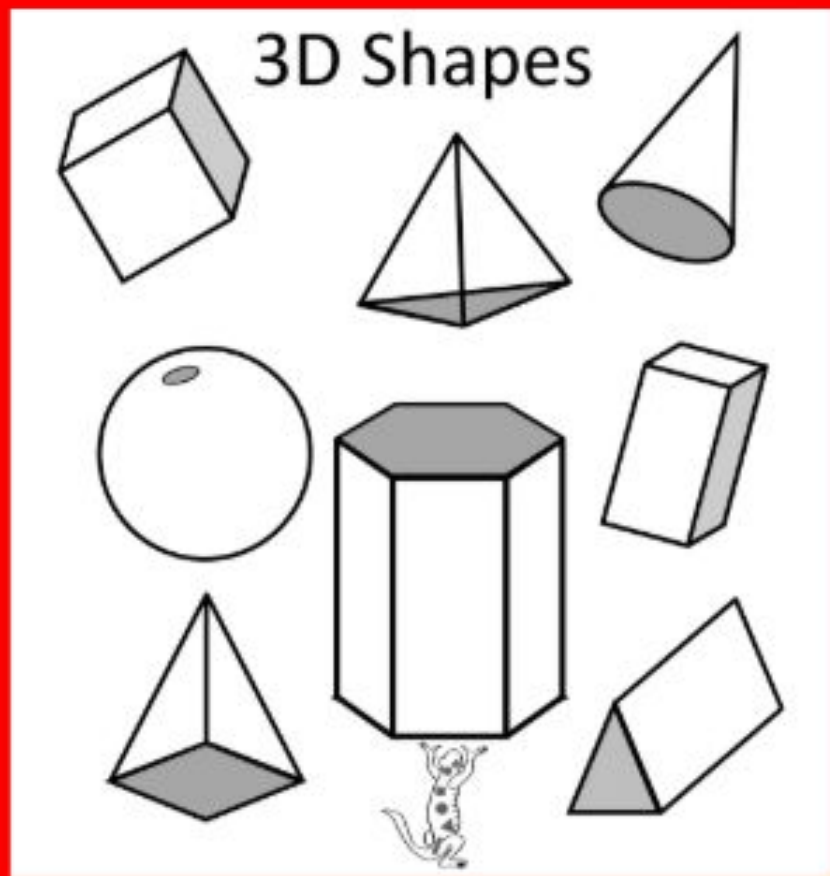

Dashed-Dotted



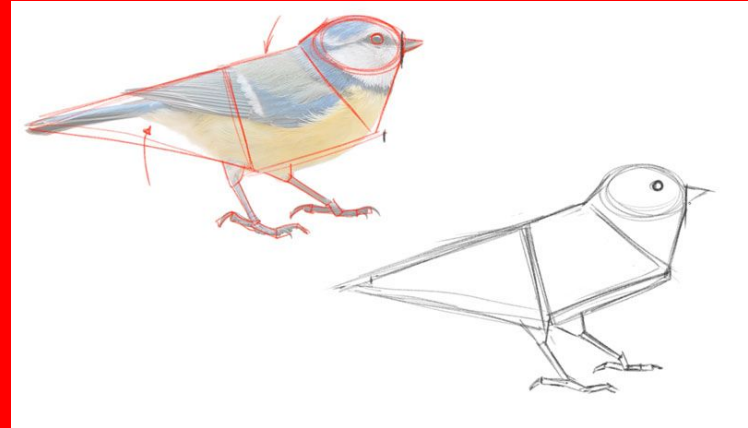
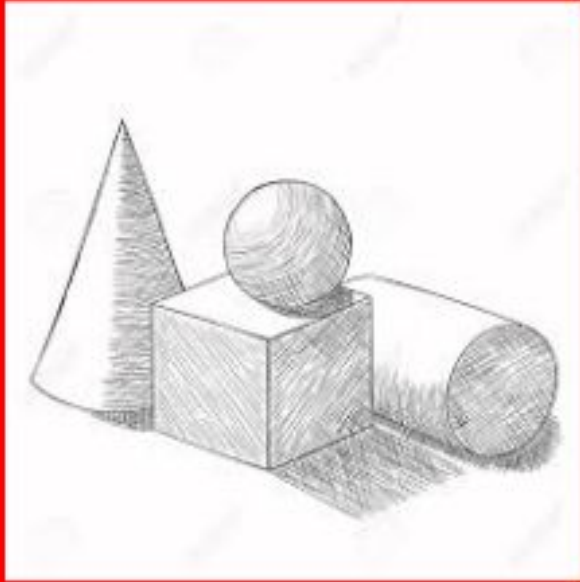
Loop-D-Loop



Line is an Element of Art that artists can use to create.




If you can draw lines and shapes, you can draw anything!



Let's practice lines and shapes

See if you can fill the pages of your sketchbook with nothing but lines - take your time!!



Now work with shapes -start simple!



THANK YOU FOR COMING TO LESSON 1!

SEE YOU NEXT WEEK!

谢谢