



Remcon Associates, LLC

ERIE STRAYER / REMCON ASSOCIATES PAVING PACKAGE

Model MG-12CP Highly Portable Central Mix
Concrete Batch Plant




Why Erie Strayer?

- ❑ Erie Strayer paving plants are well known among the largest contractors in the world for being reliable, high-speed, high-production plants.
- ❑ The Erie Strayer MG-12CP comes with the most aggressive and most efficient 12 cubic yard mixer drum available on the market.

Who Owns Erie Strayer plants?

- The largest and most successful construction firms own Erie Strayer plants because Erie Strayer gets the job done.



MG-12CP Paving Package

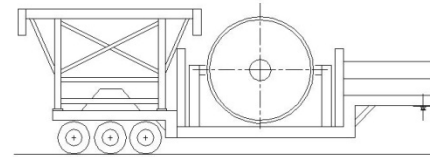
Package Includes:

- ❑ Model MG-12CP paving plant, which includes Erie's high-efficiency 12 yard mixer drum
- ❑ Automated Batching Controls (Command Alkon, Erie Strayer Controls, etc.)
- ❑ Single Centralized Baghouse for All Necessary Dust Control Points
- ❑ Three or four aggregate feed hoppers and conveyors
- ❑ "Containerized" batch office and storage container for spare parts, tools, etc.

High Portability – Main Plant

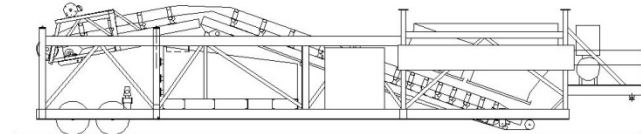
- The main plant ships in five loads, four of which are “power-only”. This means they each have their own running gear, brakes, running lights and kingpin for easy transport with a tractor.
- The fifth main plant load is a miscellaneous load and ships easily on a flatbed trailer.

[1]



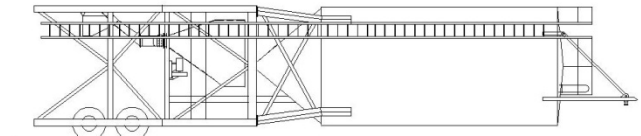
MIXER TRAVEL POSITION (trailerization optional)

[2]



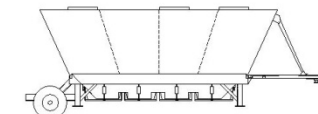
AGGREGATE TRAVEL POSITION

[3]



CEMENT SILO TRAVEL POSITION

[4]



AGGREGATE BIN TRAVEL POSITION

Portability – Aux. Equipment

- STACKABLE PORTABLE CONVEYORS / PIN TOGETHER HOPPERS

Conveyors

70' x 30" Conveyors are stackable and fit on top of portable hoppers.



Hoppers

9' x 14' Hoppers are easily transported with telescopic legs, removable 5th wheel and running gear. Hoppers also unpin to allow for job site flexibility.



Portability – Aux. Equipment

Baghouse

The baghouse is almost completely assembled in the factory and has very few small access decking to assemble in the field



Batch Office

Since the batch office and below storage container are standard 20' shipping containers, you can transport them from jobsite to jobsite with ease



MG-12CP Quick Setup

- ❑ Pinned connections versus bolted connections means fast setup of the large main plant pieces
- ❑ It is common to have all of the large pieces erected in one day, sometimes as quick as four hours
- ❑ Reduced erection time means reduced crane time



Example of One-Day Erection

- New-Com, Inc. recently put up the big pieces of their new MG-12CP in one day and only had to pay for 4 hours of crane rental time

Aggregate Travel Section Placement

No crane is needed to place the aggregate travel section up on to the plant's foundation. Just simply drive the aggregate travel section up on to the foundation when it arrives at the jobsite.



Example of One-Day Erection



Cement Silo Placement

The silo is seated on top of the aggregate travel frame and is quickly pinned in place.



Example of One-Day Erection



Mixer Placement

The mixer ships in-place on the platform, making placement on the mixer stand a very quick task.



Example of One-Day Erection



Aggregate Bin Placement

The aggregate bin is installed on top of the aggregate travel section with ease.



Example of One-Day Erection



Baghouse Placement

The baghouse does not weigh nearly as much as the large pieces of the main plant, and can be installed with a much smaller crane. It simply gets picked, placed, and clamped to the batch plant's aggregate travel section.



Example of One-Day Erection



Hopper & Conveyor Placement

Just like the baghouse, the hoppers and conveyors that feed the plant weigh much less than the main plant, and can be put up with a much smaller crane.



Completed Erie Strayer / Remcon Package



Dual-Drum Configuration

- The Erie Strayer MG-12CP is also available in a dual-drum configuration to achieve production levels beyond 600 yards per hour



Thank You

