

Reach-In Solid Swing Door Refrigerator



CRX-1



CRX-2



CRX-3

Model
CRX-1
CRX-2
CRX-3

STANDARD FEATURES

- Stainless steel exterior retains finish longer
- Rounded corner design inside of the cabinet for easy cleaning
- Standard Door Features:
 - Heavy-duty pull handle
 - Doors with two spring hinges
 - Self closing door
- Refrigeration system holds 33° F to 41° F for the best food preservation
- Electronic control system:
 - adjustable temperature set point and defrost frequency
 - error codes to diagnose service issues
- Shelf: Adjustable, heavy duty PVC coated shelves
- Heavy-duty casters make it easy to move and clean underneath
- Non-stop lower shelf
- Easily accessible condenser coil for cleaning and service access.
- Simple installation with no plumbing required

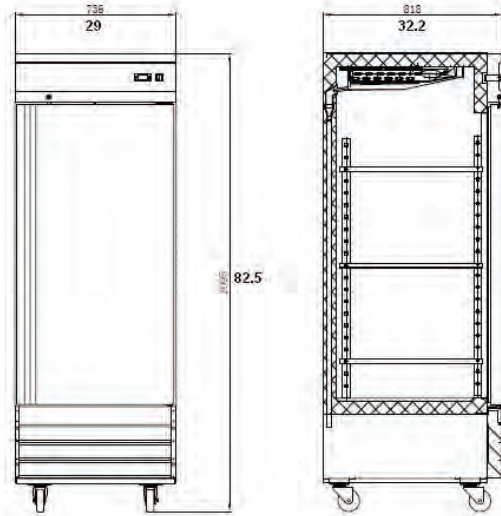
*Not suitable for installation in a non-commercial or residential applications.

REFRIGERATION

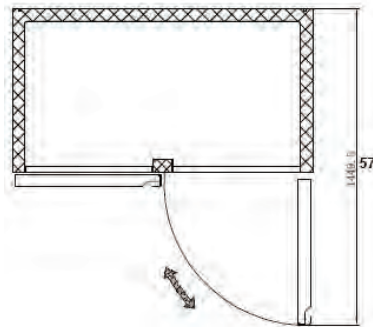
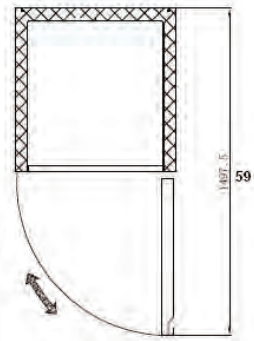
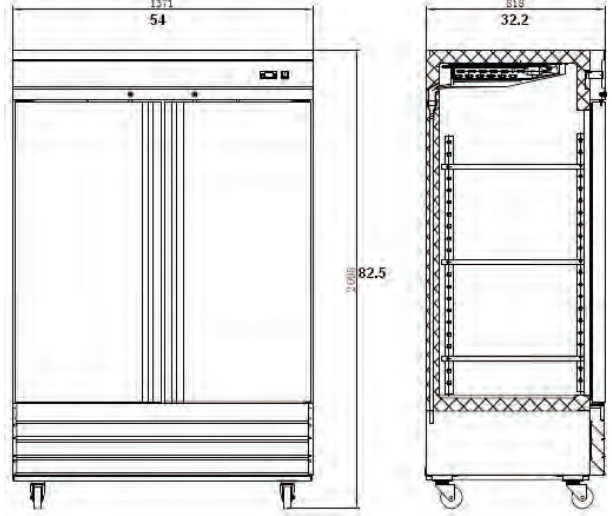


DETAILS AND DIMENSIONS

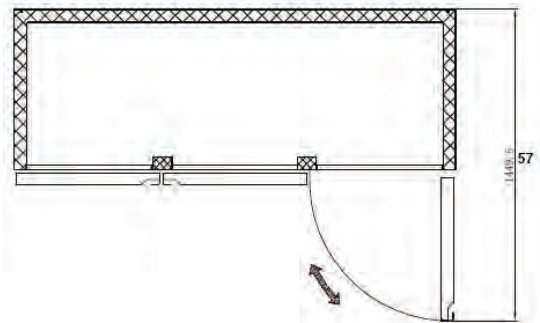

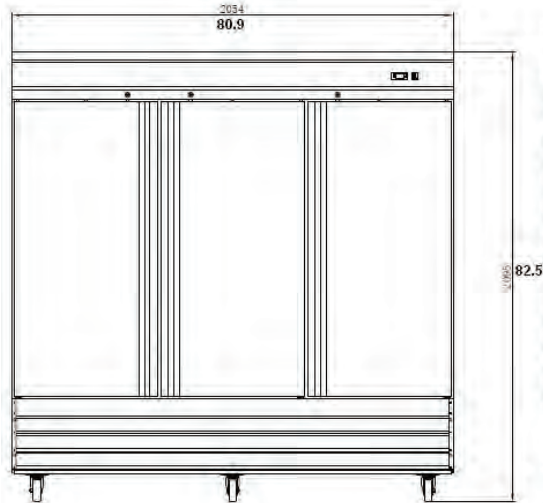
CRX-1



CRX-2



CRX-3



Model	Doors	Shelves	Cabinet Dim (in) External			HP	Voltage /Hz /ph	Amp	NEMA Plug
			W	D	H				
CRX-1	1	3	29	32.2	82.5	1/4	115/60/1	7.4	5-15P
CRX-2	2	6	54	32.2	82.5	1/2	115/60/1	9.4	5-15P
CRX-3	3	9	80.9	32.2	82.5	3/4	115/60/1	10.4	5-15P