




The Alphabet Book

Home School / Parent Edition



5-MINUTE LESSONS

SIGNATURE PAGE DESIGN

COLORING PAGE -- WITH EACH LESSON

The Alphabet Book

Fun and Easy Alphabet & Pre-Phonics Lessons

Copyright © 2014, 2016, 2019, 2020 by Nick J. DeCandia, BSME, CPA, BBA; contributing author Rita D. Newman, BS Early Childhood Education, and its licensors. All rights reserved.

ISBN-13: 978-1482582192

ISBN-10: 1482582198

Printed in the United States of America. 1 2 3 ACS 14 16 19 20

Authors' biographies: Nick has a BSME from the University of Notre Dame. He's a CPA, with a second Bachelor's degree in Finance/Accounting - from the University of New Mexico. Nick became a nationally published author back in 2001, with "The New Face of the IRS" published in the January 2001 issue of Strategic Finance magazine.

Rita D. Newman has a Bachelor's of Science degree in Early Childhood Education, taught Kindergarten for a few years, and directed a very successful preschool for 23 years.

I dedicate this book to: my daughter - whose desire to learn to read in Kindergarten inspired this process; my mother whose preschool my daughter attended – inspiring her; and my wife, who gave me a family.

Origin of the reading program: my daughter attended my mom's (Rita's) preschool for two years, where she was introduced to the alphabet, as well as letter-sounds via a tape we played in the car. The following year, one month into Kindergarten, my daughter came to me and said, "Dad, I want to learn to read!" I bought a couple of books, but was surprised that they weren't getting it done. So, I asked a friend of mine, a former Preschool Director herself, whose son was reading on a 2nd grade level the year before – in the preschool class, how she taught her son to read. She said, "With 3-letter words!" At that point it dawned on me - if they knew three letter-sounds they could read a three-letter word. So, I started putting pages together, and it worked like a charm. In relatively short order, my daughter went from a non-reader to reading short-vowel books and beyond! "My Child's First Reading Book" was born, which really was my child's first reading book. -NJD, Author & Founder, Den Publishing Company.

Acknowledgment & thanks to the following early childhood education professionals: Wendy George, Cindy Rossner, Dale Dickey, Sue Lamier, and Swarupa Watlington.

Disclaimer: this book is not a substitute for adult supervision, nor are results guaranteed.

Evolution of content and titles: the original title is "My Child's First Reading Book" (MCFRB). However, Rita saw that it worked for more than just her granddaughter, when she started selling them at her preschool. So, she suggested a title change. That's when, simply, "First Reading Book" (FRB) came to be. Sometime later, I realized we could give students a little more help on the reading pages, by hyphenating the three-letter words (eg. "bat" to "b-a-t"). That's when "The Phonics Reading Book" (TPRB) was born. We still maintain MCFRB and FRB as reading books with "whole language" reading pages (just "bat" and a picture of a baseball bat). Some years later, I started working with my church's pre-Kindergarten program. At that time, I decided to develop instruction to include the alphabet, as well as pre-phonics - the bridge between the alphabet and phonics. This gave birth to both "The Alphabet Book" (TAB) and "Pre-Phonics for Preschoolers" (PfP). Finally, I introduced a compilation title, "Alphabet to Phonics" (ATP). Note: all titles have both student and teacher's editions. Teacher's editions include detailed lesson plans, as well as assessments.

Email: CustomerService@DenPublishing.com

www.Pre-PhonicsForPreschoolers.com

www.TheAlphabetBook.com

www.DenPublishing.com



Quick Start Instructions - The Alphabet Book

The Reading App - In Hard Copy !!

Easy to Use & It Works!



- 1) Sit With Them about 5 minutes a day.
Just a little bit of your time can make a world of difference!
- 2) Mondays - Wednesdays - alphabet lessons with coloring page.
The coloring page provides for both fun and an opportunity to reinforce the lesson.
- 3) Thursdays - Pre-Phonics lessons
Pre-phonics is a game of sound awareness and manipulation.
- 4) Fridays - a review: don't skip these!
This is where the knowledge really starts to click !!
- 5) Keep It Fun - plenty of "high fives" for progress made.
And, use the coloring pages to balance learning with fun.



*"The National Reading Panel's analysis made it clear that the best approach to reading instruction is one that incorporates: *Explicit instruction in phonemic awareness; *Systematic phonics instruction..".*

National Reading Panel (via the NICHD) <http://www.nichd.nih.gov/research/supported/Pages/nrp.aspx/>

Learning To Read = 2 Steps

- 1) Knowing The Letter Sounds
- 2) Putting Those Sounds Together



Den's Reading Program

Step 1 - Alphabet & Pre-Phonics

Alphabet & Practice Manipulating Sounds

Step 2 - Short Vowel Book Skills

Covers All Letter-Sounds, Except /Q/ & Practices with 3-Letter Words

Step 3 - Long Vowels, Blends & Segmenting of Big Words

Covering the Tools to Read Any Beginning Book !

Signature Page Design

Large pictures and letters for the student.

White on the outskirts helps focus attention - to the center of the page and the task at hand.

A a

Grayscale keeps interest level high, and provides coloring page.



Smaller prompt for the parent.

Parent tells student the name of the letter, asks child to repeat.
Suggested: *"These are both the letter /a/. That's a capital /A/ & that's a small /a/. Ankle and arrow both start with /a/."*

Head for the coloring page, for both fun and to reinforce the lesson !

Table of Contents

Preface	7
Week 1: a, b, c, pre-phonics, review	
Lesson 1: /A/-/a/ Alphabet Letter	8
Lesson 2: /B/-/b/ Alphabet Letter	10
Lesson 3: /C/-/c/ Alphabet Letter	12
Lesson 4: "f-ish" Pre-Phonics Practice	14
Lesson 5: A/a, B/b, C/c Review	16
Week 2: d, e, f, pre-phonics, review	
Lesson 6: /D/-/d/ Alphabet Letter	18
Lesson 7: /E/-/e/ Alphabet Letter	20
Lesson 8: /F/-/f/ Alphabet Letter	22
Lesson 9: "swing" Pre-Phonics Practice	24
Lesson 10: D/d, E/e, F/f Review	26
Week 3: g, h, i, pre-phonics, review	
Lesson 11: /G/-/g/ Alphabet Letter	28
Lesson 12: /H/-/h/ Alphabet Letter	30
Lesson 13: /I/-/i/ Alphabet Letter	32
Lesson 14: "hair" Pre-Phonics Practice	34
Lesson 15: G/g, H/h, I/i Review	36
Week 4: j, k, l, pre-phonics, review	
Lesson 16: /J/-/j/ Alphabet Letter	38
Lesson 17: /K/-/k/ Alphabet Letter	40
Lesson 18: /L/-/l/ Alphabet Letter	42
Lesson 19: "thumb" Pre-Phonics Practice	44
Lesson 20: J/j, K/k, L/l Review	46
Week 5: m, n, o, pre-phonics, review	
Lesson 21: /M/-/m/ Alphabet Letter	48
Lesson 22: /N/-/n/ Alphabet Letter	50
Lesson 23: /O/-/o/ Alphabet Letter	52
Lesson 24: "sheep" Pre-Phonics Practice	54
Lesson 25: M/m, N/n, O/o Review	56
Week 6: p, q, r, pre-phonics, review	
Lesson 26: /P/-/p/ Alphabet Letter	58
Lesson 27: /Q/-/q/ Alphabet Letter	60
Lesson 28: /R/-/r/ Alphabet Letter	62
Lesson 29: "chair" Pre-Phonics Practice	64
Lesson 30: P/p, Q/q, R/r Review	66
Week 7: s, t, u, pre-phonics, review	
Lesson 31: /S/-/s/ Alphabet Letter	68
Lesson 32: /T/-/t/ Alphabet Letter	70
Lesson 33: /U/-/u/ Alphabet Letter	72
Lesson 34: "dog" Pre-Phonics Practice	74
Lesson 35: S/s, T/t, U/u Review	76

-continued next page-

Table of Contents (continued)

Week 8: v, w, x, pre-phonics, review	
Lesson 36:/V/-/v/ Alphabet Letter	78
Lesson 37:/W/-/w/ Alphabet Letter	80
Lesson 38:/X/-/x/ Alphabet Letter	82
Lesson 39:"bird" Pre-Phonics Practice	84
Lesson 40: V/v, W/w, X/x Review	86
Week 9: y, z, pre-phonics, review	
Lesson 41:/Y/-/y/ Alphabet Letter	88
Lesson 42:/Z/-/z/ Alphabet Letter	90
Lesson 43:"jump" Pre-Phonics Practice	92
Lesson 44: Y/y, Z/z Review	94
Appendix - Alphabet Flash Cards	96
Index	104


A a



Parent tells student the name of the letter, asks child to repeat.
Suggested: *"These are both the letter /a/. That's a capital /A/ & that's a small /a/. Ankle and arrow both start with /a/."*

Head for the coloring page, for both fun and to reinforce the lesson !

A a




B b




Parent tells student the name of the letter, asks child to repeat.
Suggested: *"These are both the letter /b/. That's a capital /B/ & that's a small /b/. Ball and box both start with /b/."*

Head for the coloring page, for both fun and to reinforce the lesson!

B b



C c

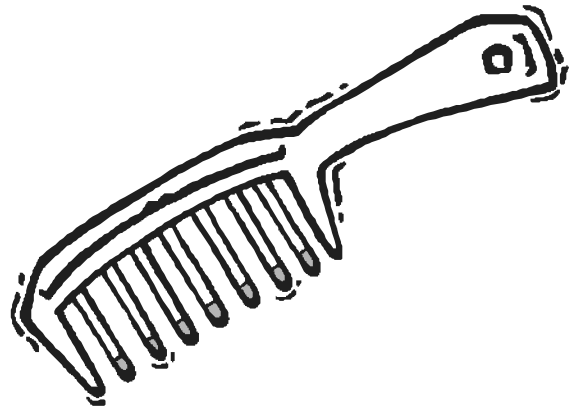



Parent tells student the name of the letter, asks child to repeat.
Suggested: *"These are both the letter /c/. That's a capital /C/ & that's a small /c/. Car and comb both start with /c/."*

Head for the coloring page, for both fun and to reinforce the lesson!

C

c






Parent says, ***"We're going to play a little game. If we say 'ff' and 'ish', and we put those sounds together - what do we get?"***

Pause/assist (with pic). Have student repeat sounds & word.

Head for coloring page.



A

a



B

b




C

c



A

a




B

b



C

c



INDEX

/A/-/a/ Alphabet Letter Lesson.....	8
/B/-/b/ Alphabet Letter Lesson.....	10
/C/-/c/ Alphabet Letter Lesson.....	12
/D/-/d/ Alphabet Letter Lesson.....	18
/E/-/e/ Alphabet Letter Lesson.....	20
/F/-/f/ Alphabet Letter Lesson.....	22
/G/-/g/ Alphabet Letter Lesson.....	28
/H/-/h/ Alphabet Letter Lesson.....	30
/I/-/i/ Alphabet Letter Lesson.....	32
/J/-/j/ Alphabet Letter Lesson.....	38
/K/-/k/ Alphabet Letter Lesson.....	40
/L/-/l/ Alphabet Letter Lesson.....	42
/M/-/m/ Alphabet Letter Lesson.....	48
/N/-/n/ Alphabet Letter Lesson.....	50
/O/-/o/ Alphabet Letter Lesson.....	52
/P/-/p/ Alphabet Letter Lesson.....	58
/Q/-/q/ Alphabet Letter Lesson.....	60
/R/-/r/ Alphabet Letter Lesson.....	62
/S/-/s/ Alphabet Letter Lesson.....	68
/T/-/t/ Alphabet Letter Lesson.....	70
/U/-/u/ Alphabet Letter Lesson.....	72
/V/-/v/ Alphabet Letter Lesson.....	78
/W/-/w/ Alphabet Letter Lesson.....	80
/X/-/x/ Alphabet Letter Lesson.....	82
/Y/-/y/ Alphabet Letter Lesson.....	88
/Z/-/z/ Alphabet Letter Lesson.....	90
A/a, B/b, C/c Review	16
D/d, E/e, F/f Review	26
G/g, H/h, I/i Review	36
J/j, K/k, L/l Review	46
M/m, N/n, O/o Review	56
P/p, Q/q, R/r Review	66
S/s, T/t, U/u Review	76
V/v, W/w, X/x Review	86
Y/y, Z/z Review	94
"bird" Pre-Phonics Lesson	84
"chair" Pre-Phonics Lesson	64
"dog" Pre-Phonics Lesson	74

Index (continued)

"fish" Pre-Phonics Lesson	14
"hair" Pre-Phonics Lesson	34
"jump" Pre-Phonics Lesson	92
"sheep" Pre-Phonics Lesson	54
"swing" Pre-Phonics Lesson	24
"thumb" Pre-Phonics Lesson	44
Appendix - Alphabet Flash Cards	96

SAMPLE

Den's Reading Program - Local & Correspondence Testimonials

"You should publish it!"

-K.K., Parent of a Kindergartner

"It's great!"

-C.C., Parent of a Kindergartner

"Hannah already can't put it down!"

-M.B., Parent of a Kindergartner

"Andrew is having a ball! He takes it to bed with him."

-J.H., Grandparent of a Four-Year Old

"That book is so very cute."

-S.W., Parent of a Kindergartner

"Thank you for such a great resource!"

-K.B., Kindergarten Teacher

"The pictures are gorgeous. This is great..!"

-W.G., Certified Reading Specialist

"He loves it! He just picked it up. He loves it."

-J.B., Mother of a 4 & 1/2 Year Old

"The program utilizes 80% or more of current research-based practices. The sequence of the materials was good. The book would have a specific purpose for beginning kindergarten. This is well done..."

-Utah State Textbook Adoption Committee

"It is a great book and Nyah already loves reading out of it..."

-J.V., Parent of a Preschooler

"I've looked it over (and my first thought was how well put together the book is)..."

-P.W., Aunt of a Preschooler

"I think it's a great start for any pre-school, kindergarten or first-grade child..."

-M.H., Reading Teacher for over 25 Years

-more-

The Alphabet Book
www.TheAlphabetBook.com*

Pre-Phonics For Preschoolers
www.Pre-PhonicsForPreschoolers.com*

My Child's First Reading Book
www.MyChildsFirstReadingBook.com

First Reading Book
www.FirstReadingBook.com

The Phonics Reading Book
www.PhonicsReadingBook.com

Alphabet to Phonics
www.AlphabetToPhonics.com

*combined website: TAB forwards to PFP.com