



Pupil Premium Expenditure and Outcomes 2011 - 2012





Pupil Premium

The school is allocated a sum of money called pupil premium for pupils receiving free school meals.

Currently (Sept 2012 Census), 29.9% of our pupils receive free school meals (average Nationally 26.2%, November Raise on line 2012)

Pupil Premium is carefully spent and tracked, the success of its use measured by pupil achievement and attainment.

2010 – 2011

In 2010 -2011 72 children were in receipt of Free School Meals on census day Jan 2011. This is 19.1% of the school

A total of £25,800 was received in 2011 – 2012 budget as pupil premium, £430 per pupil.

2011 – 2012

In January 2012 86 children were in receipt of Free School Meals on census day Jan 2011. This is 22.3% of the school

A total of £51,850 was received in 2012 – 2013 budget as pupil premium, £488.

1 child received pupil premium funding who had a parent on active service with the armed service, £200.



How have we spent our pupil premium?

- 1 teacher 4 mornings a week to support lower level lireacy groups
- 1 Full Time Teaching Assistant employed to read with individuals and guided reading groups from Reception to Year 2
- 1 Full time Teaching Assistant to support Maths interventions from Year 1
- Part time teaching assistant employed to support children at School Action level in the classroom
- Additional teachers to support targeted interventions
- New reading books, Project X, to support and encourage boys reading
- Reading interventions bought for years 3 and 6
- Boys Year 1 and 2 writing project at Northampton Saints, 1 day a week for 10 weeks, Playing for success programme, to build self confidence and raise aspirations through real life experiences
- One free after school club for every eligible pupil
- Author visit for Key Stage 2
- Subsidy for trips and residential
- Improved writing resources across the school
- EAL teaching support for identified children, EAL support TA
- High staff to pupil ratio in Y6 to target pupils to achieve aspirational targets
- Easter schools ran for 5 days to support Year 6 pupils
- Booster Breakfast club for years 5 and 6 to attend daily with a focus on mental maths skills
- Free Homework club for pupils and family members to learn together
- Parent support classes with our Family support worker



What impact did the funding for pupil premium have in 2011-12?

Pupils entitled to pupil premium are carefully tracked through provision maps, year group and whole school data.

Our tracking shows pupils made greater Average Points Score progress in 2012 compared to 2011.

	Number of children July 2012	July 2011	July 2012	APS July 2011	APS July 2012
Year 1	12	R 9.6	R 12.5	5.1	6.5
		W 9.6	W 11.8	5.2	5.8
		M 11	M 11.8	4.9	5.8
Year 2	10	R 12.3	R 12.8	4.4	5.0
		W 11.7	W 11.9	4.9	5.1
		M 12.2	M 14.6	5	5.1
Year 3	12	R 15.4	R 15.4	3.1	3
		W 13.6	W 15.1	3	3.4
		M 17.5	M 15.5	2.8	3.3
Year 4	9	R 17.2	R 19.4	3	3.9
		W 15.7	W 18.3	3.1	3.2
		M 18	M 20.2	3.2	3.8
Year 5	15	R 17.7	R 22.5	4	4.3
		W 16.2	W 21.5	4.1	5.3
		M 17.5	M 22.4	4.2	6
Year 6	6	R 22	R 22.3	4	4
		W 23.5	W 20.4	4.5	4.1
		M 22.1	M 21.3	5	3.8

Year 6 data is slightly lower due to high levels of SEN and Statemented pupils who were also eligible for pupil premium.

- **100 % of pupils in Year 6 who received Pupil Premium made 2 levels progress in English, above National Average**
- **83.3% of pupils in year 6 who received Pupil Premium made 2 levels progress in Maths, above National Average**



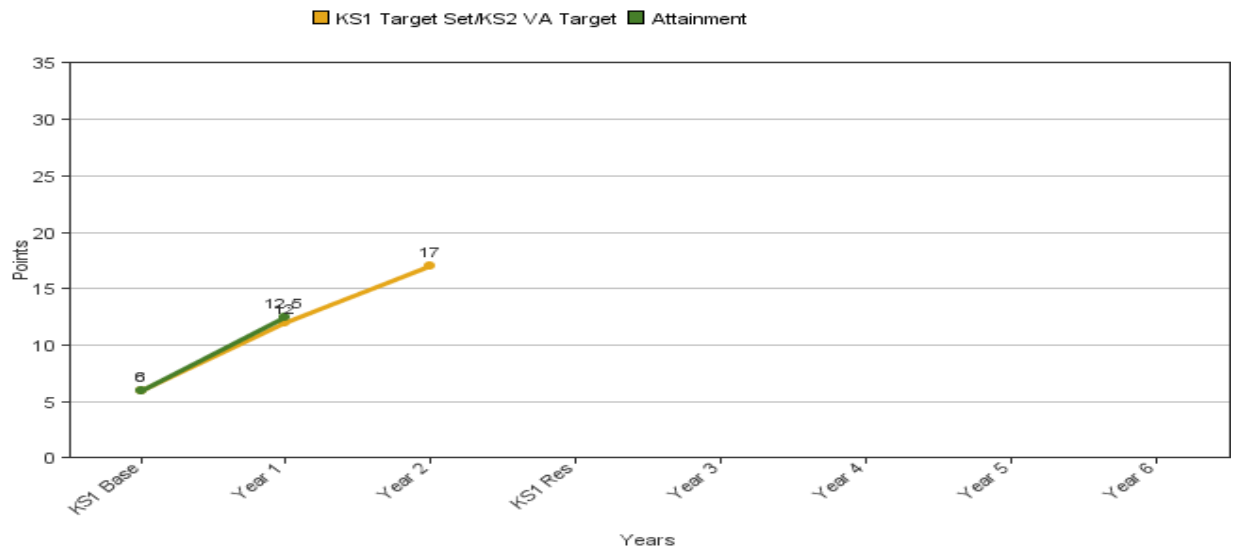
Year 1 (2011-2012)

Reading: Pupil Premium

Attainment vs KS1 Target Set/KS2 VA Target

Reading :: Year 2

Data filters: YES



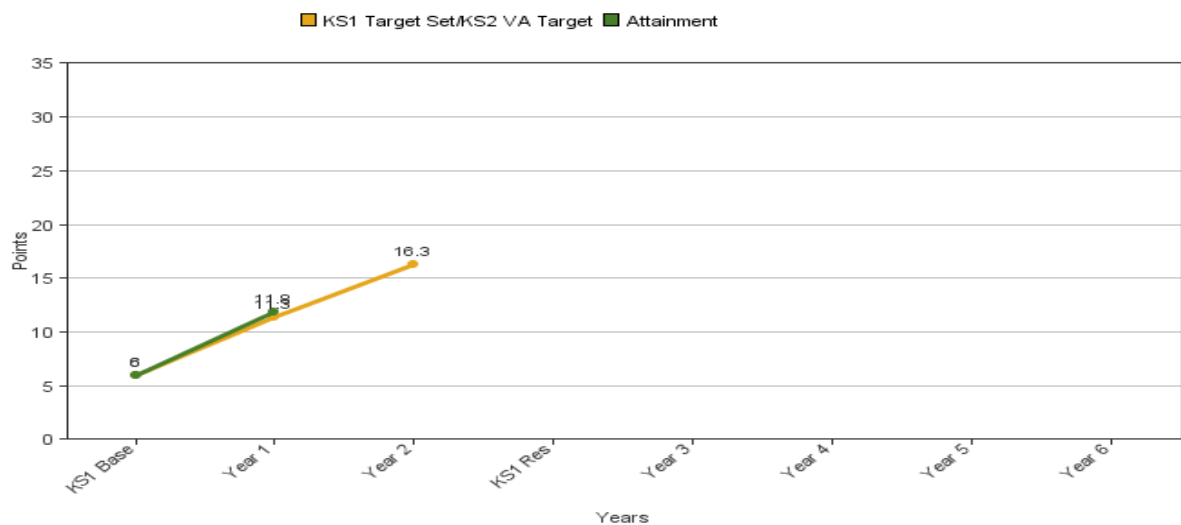
Average Point Progress 6.5

Pupil Premium Writing

Attainment vs KS1 Target Set/KS2 VA Target

Writing :: Year 2

Data filters: YES



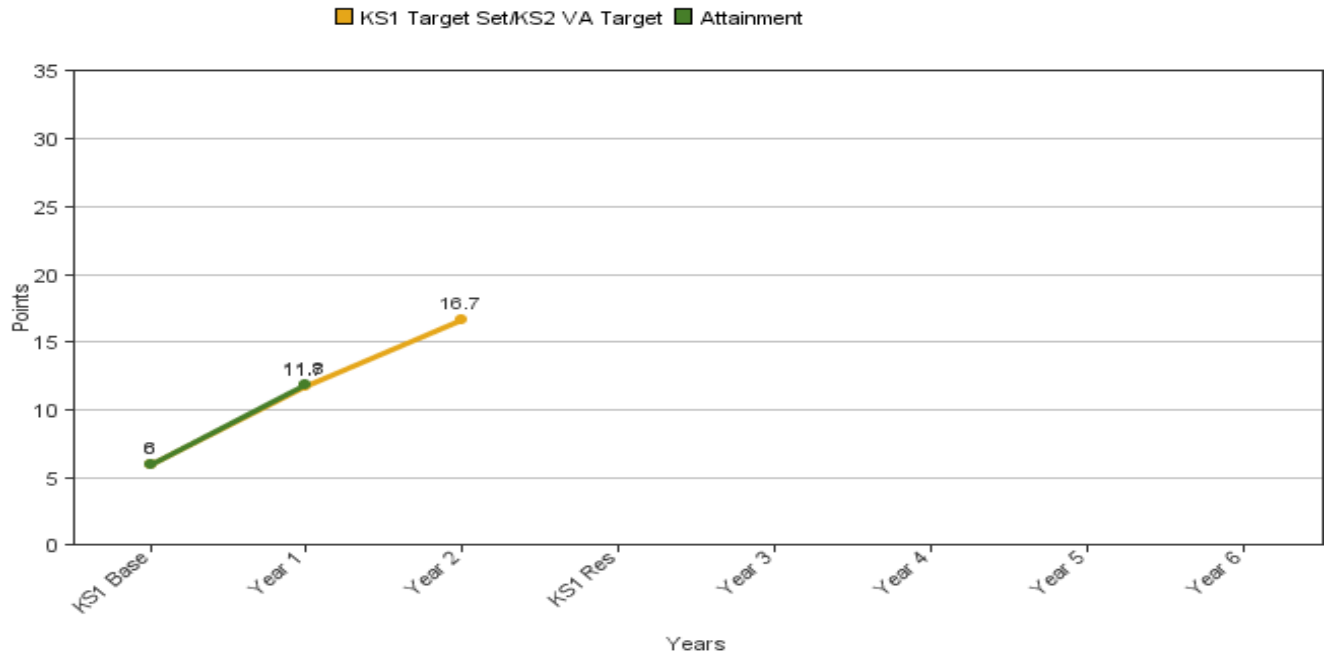
Average point progress 5

Pupil Premium Maths

Attainment vs KS1 Target Set/KS2 VA Target

Maths :: Year 2

Data filters: YES



APS 5

Pupils achieving and exceeding targets set in Reading, writing and maths.

Pupils on track for expected points progress by the end of Key Stage 1

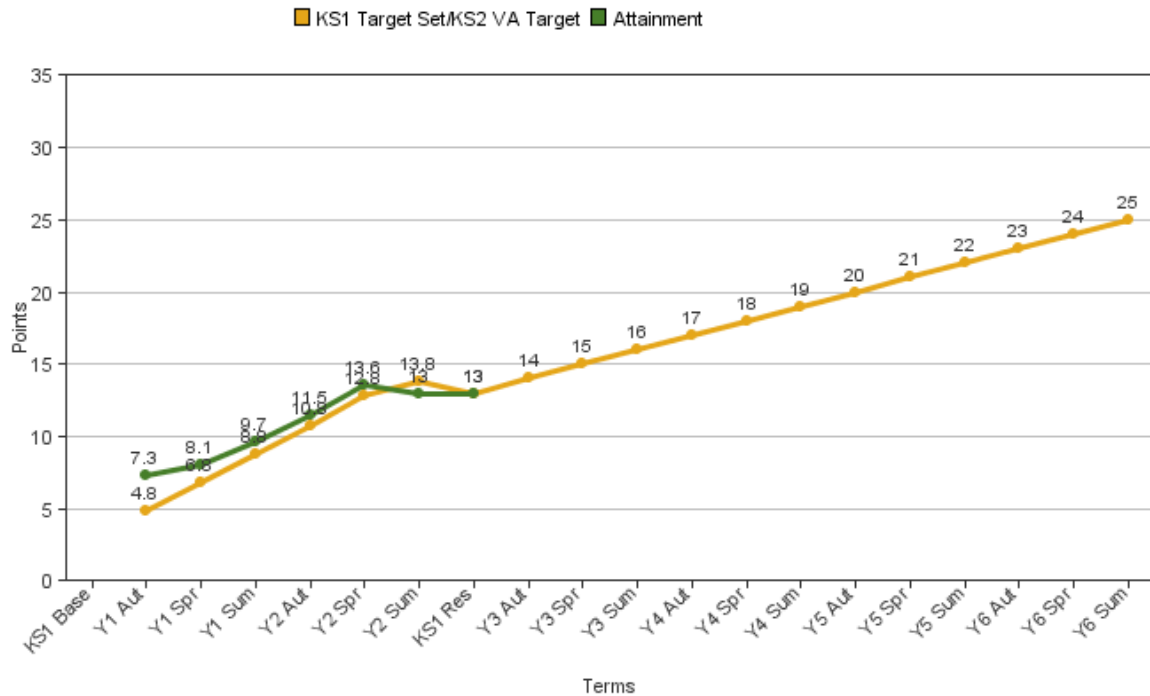
Year 2 (2011-2012)

Reading: Pupil Premium

Attainment vs KS1 Target Set/KS2 VA Target based on KS1 Results

Reading :: Year 3

Data filters: YES

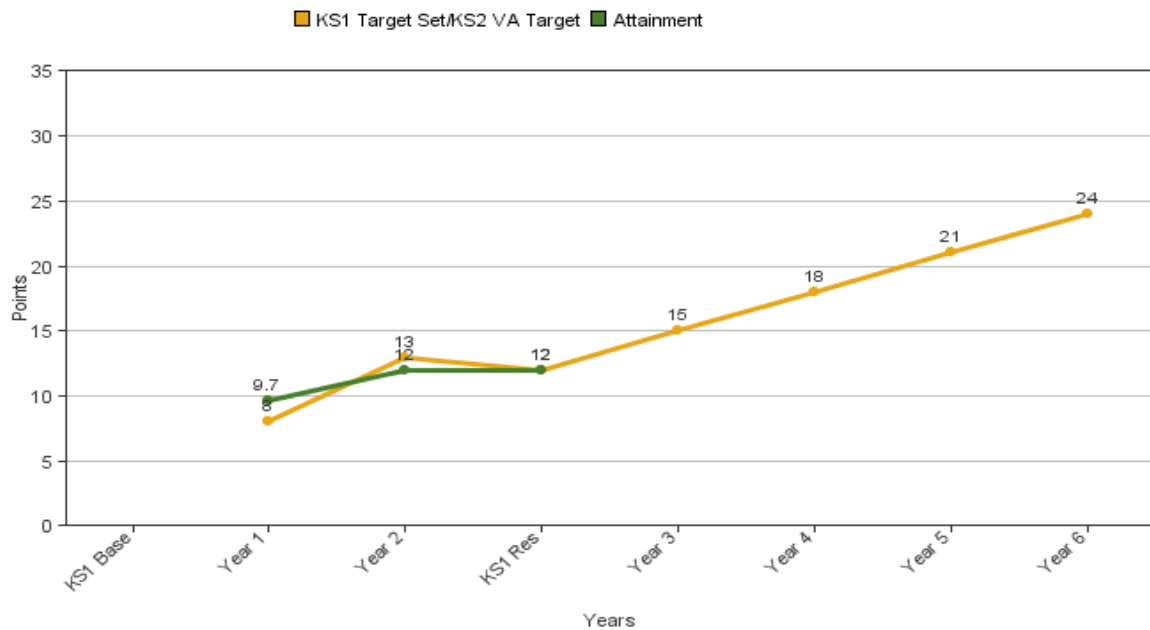


Pupil Premium Writing

Attainment vs KS1 Target Set/KS2 VA Target based on KS1 Results

Writing :: Year 3

Data filters: YES



Reading and writing analysis

Vulnerable group dipped slightly below target in Spring of Year 2.

3 new pupils joined working at level 1

This is identified group being targeted and identified as needing support in school evaluation.

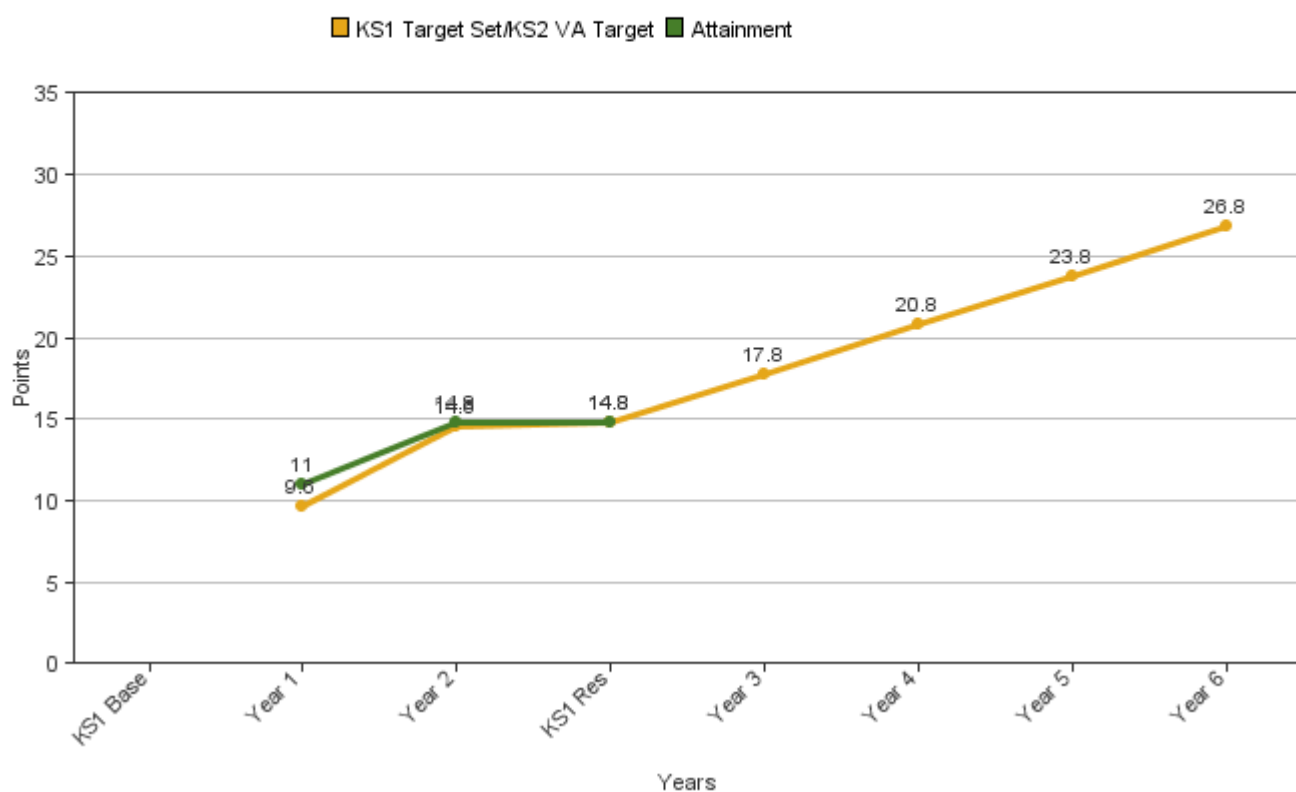
Additional teacher support to be put in place Oct 2012 to support in Literacy

Pupil Premium Maths

Attainment vs KS1 Target Set/KS2 VA Target based on KS1 Results

Maths :: Year 3

Data filters: YES



APS 14.8, whole cohort 15.7. This is higher than whole cohort in 2011 (14.5), narrowing the gap is evident

Average points Progress 3.8

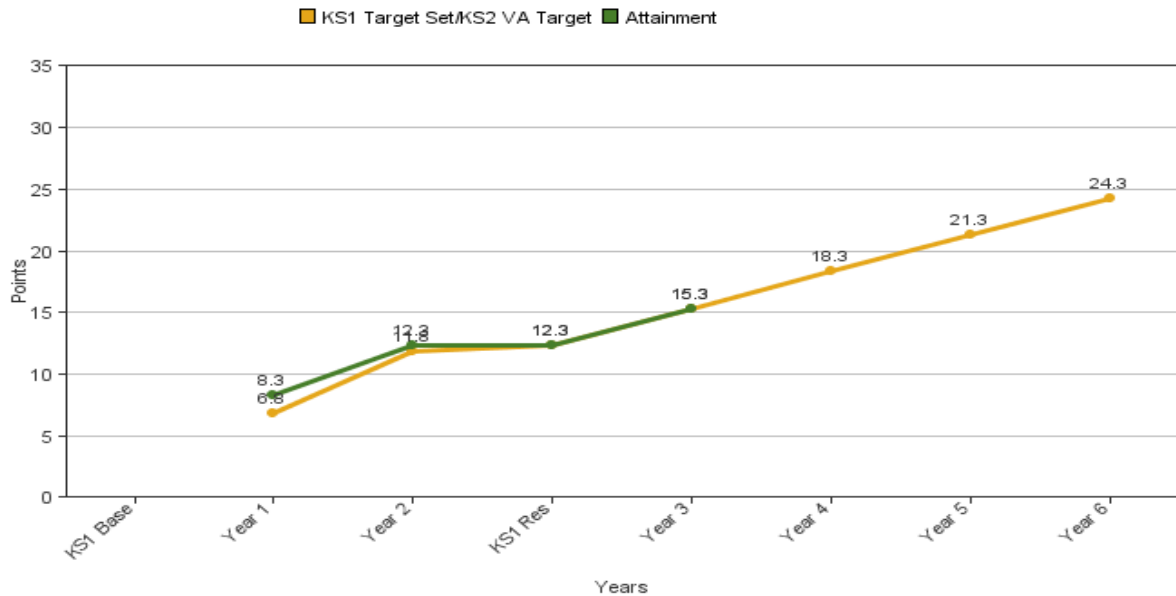
Year 3

Reading Pupil Premium

Attainment vs KS1 Target Set/KS2 VA Target based on KS1 Results

Reading :: Year 4

Data filters: YES



On target to achieve targets at Key Stage 2

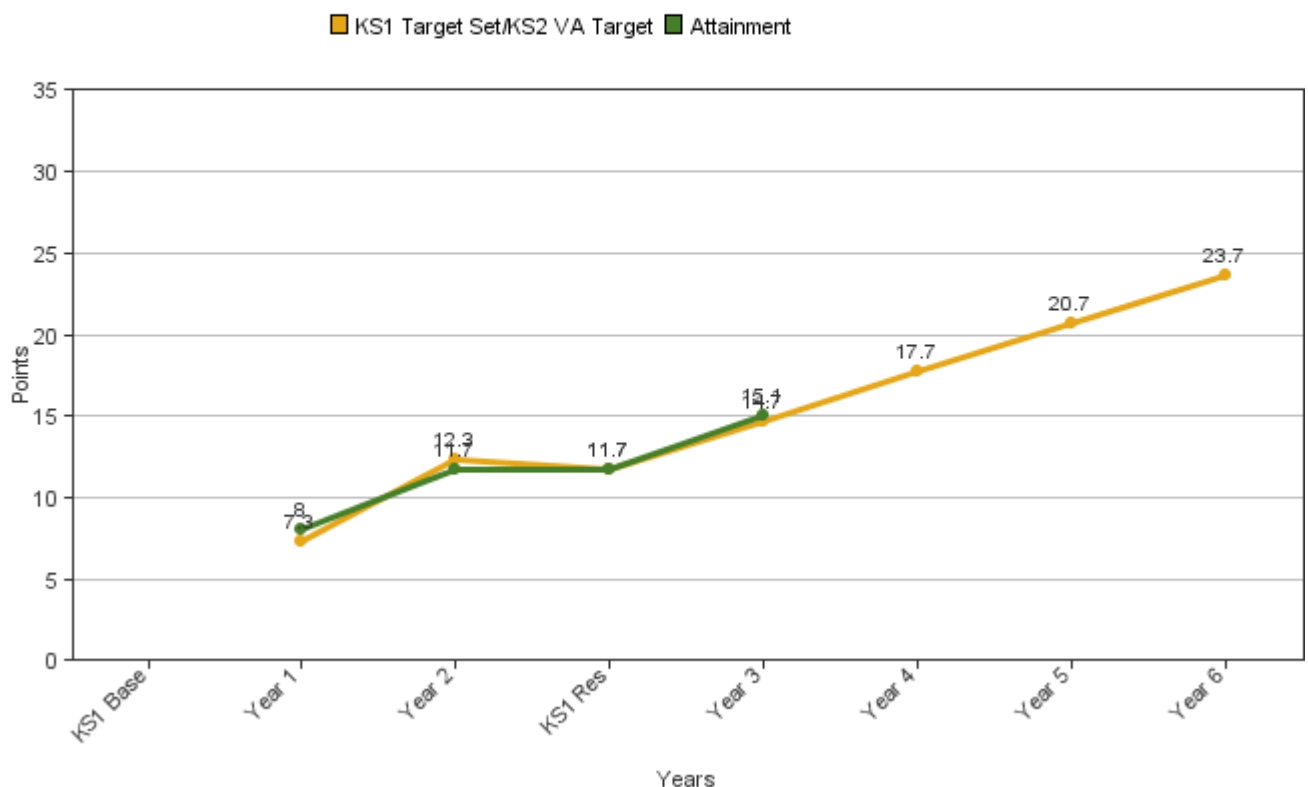
Average Points Progress 3

Writing Pupil Premium

Attainment vs KS1 Target Set/KS2 VA Target based on KS1 Results

Writing :: Year 4

Data filters: YES



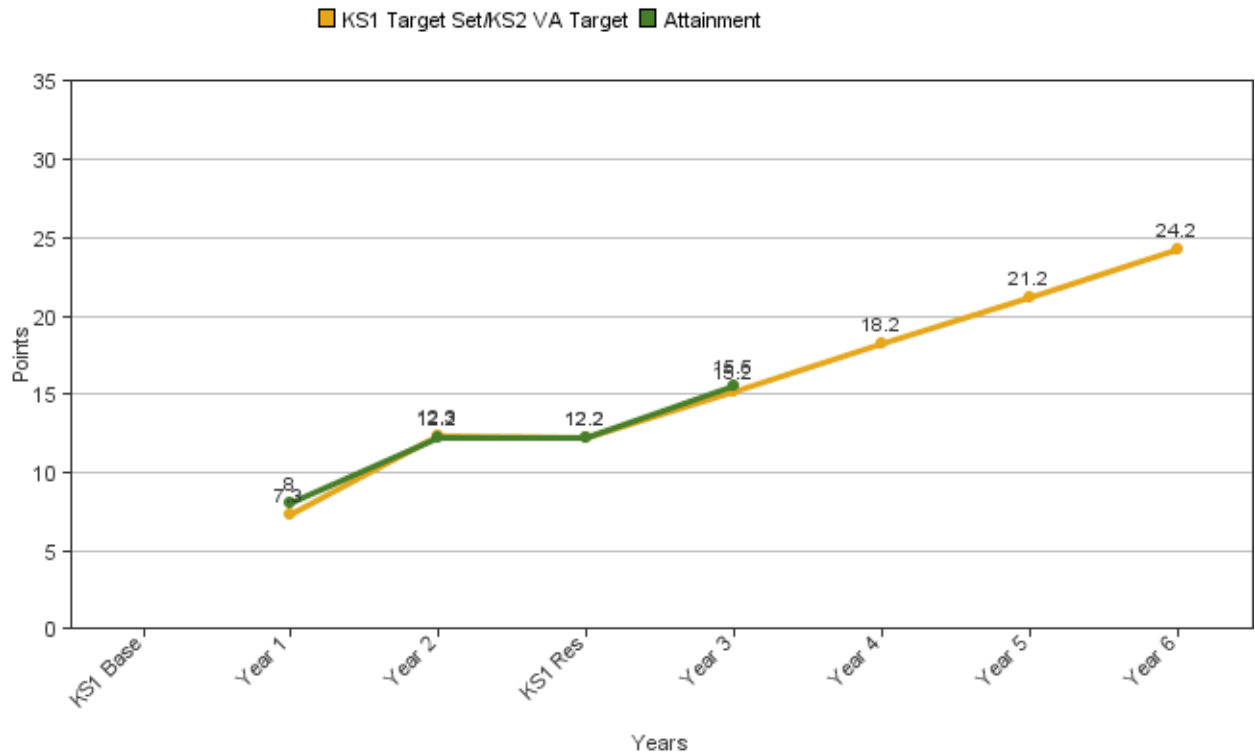
Average points progress 4

Maths Pupil Premium

Attainment vs KS1 Target Set/KS2 VA Target based on KS1 Results

Maths :: Year 4

Data filters: YES



Average points progress 3

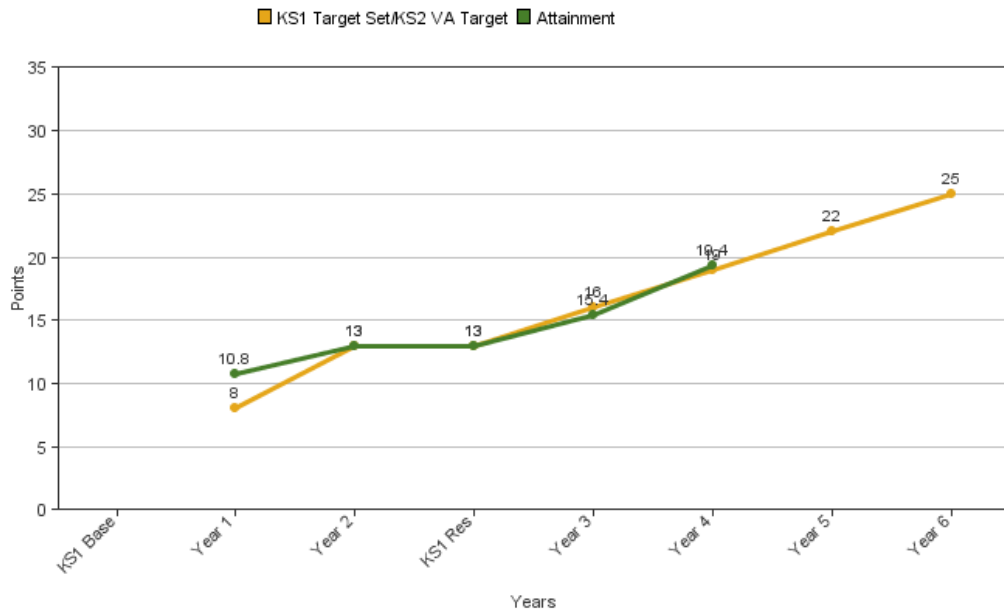
Year 4

Reading Pupil Premium

Attainment vs KS1 Target Set/KS2 VA Target based on KS1 Results

Reading :: Year 5

Data filters: YES



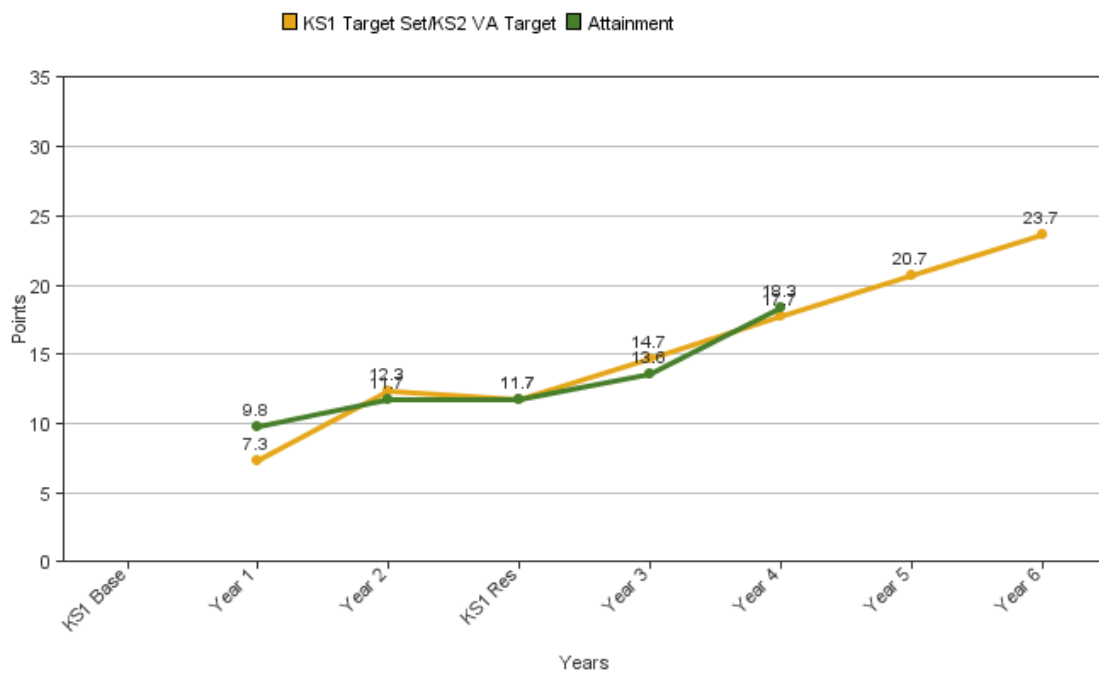
Average points progress 4

Writing Pupil Premium

Attainment vs KS1 Target Set/KS2 VA Target based on KS1 Results

Writing :: Year 5

Data filters: YES



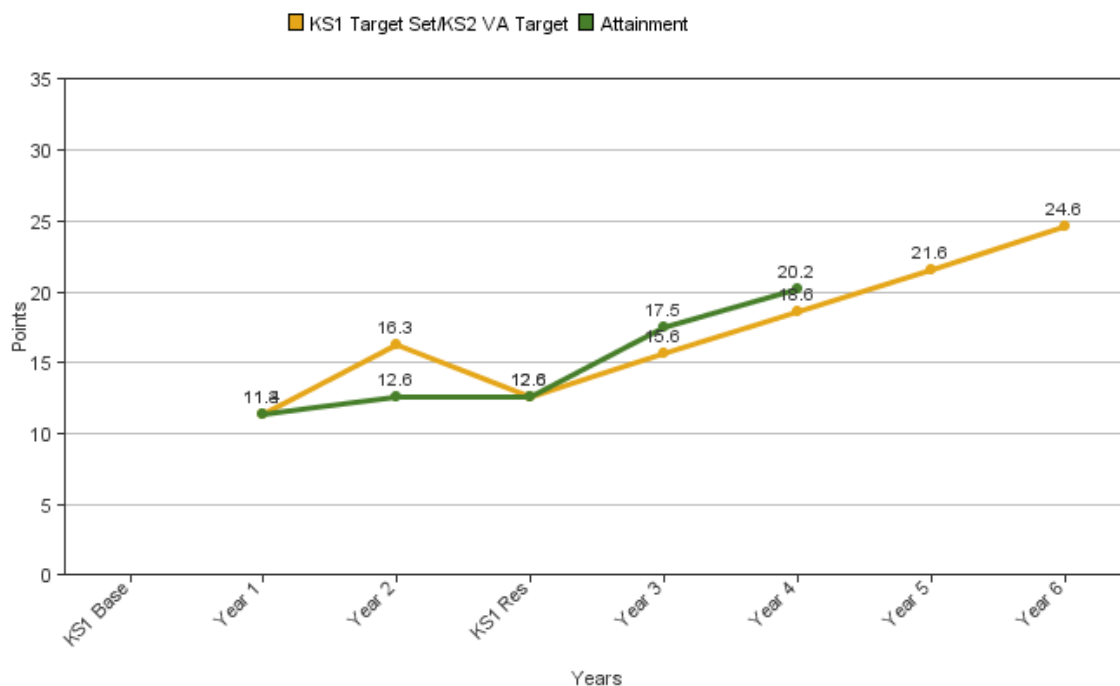
On or above English targets set, Average points progress 3.6

Pupil Premium Maths

Attainment vs KS1 Target Set/KS2 VA Target based on KS1 Results

Maths :: Year 5

Data filters: YES



Targeted interventions have seen accelerated progress since Key Stage. Average points progress 2.7 year 3 to 4 but 5.1 years 2 to 3.

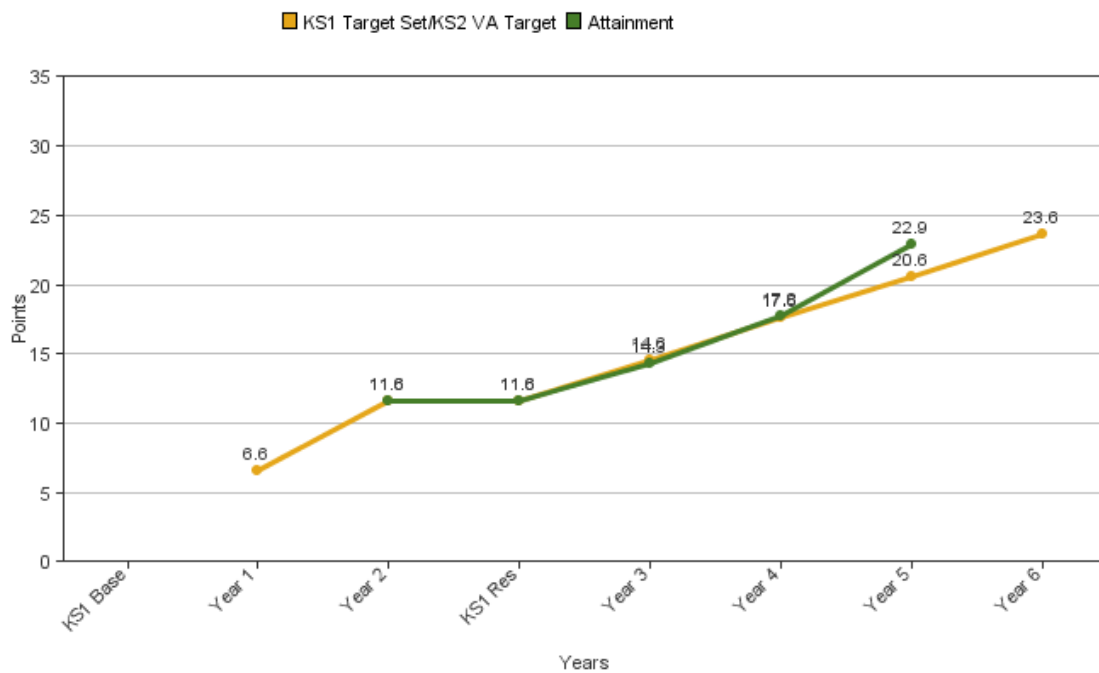
Year 5

Reading Pupil Premium

Attainment vs KS1 Target Set/KS2 VA Target based on KS1 Results

Reading :: Year 6

Data filters: YES



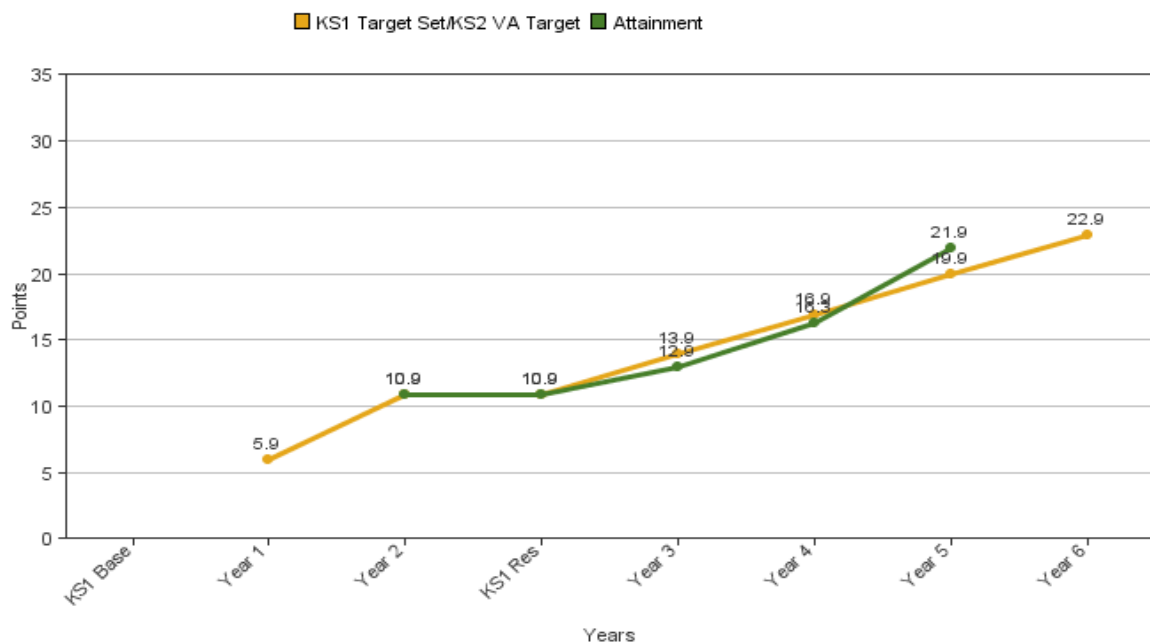
Year 4 to 5 exceeding set target 5.4 points progress

Writing pupil premium

Attainment vs KS1 Target Set/KS2 VA Target based on KS1 Results

Writing :: Year 6

Data filters: YES



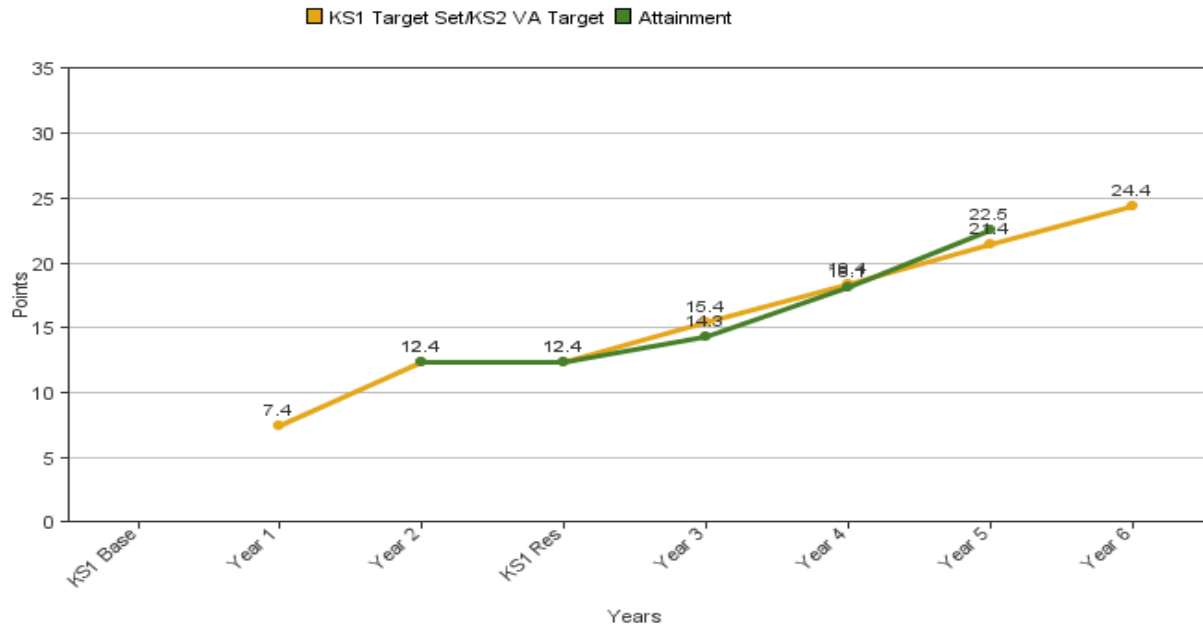
Accelerated progress in year 4, 5.6 points progress

Maths Pupil Premium

Attainment vs KS1 Target Set/KS2 VA Target based on KS1 Results

Maths :: Year 6

Data filters: YES



APS 4.1 exceeding target set

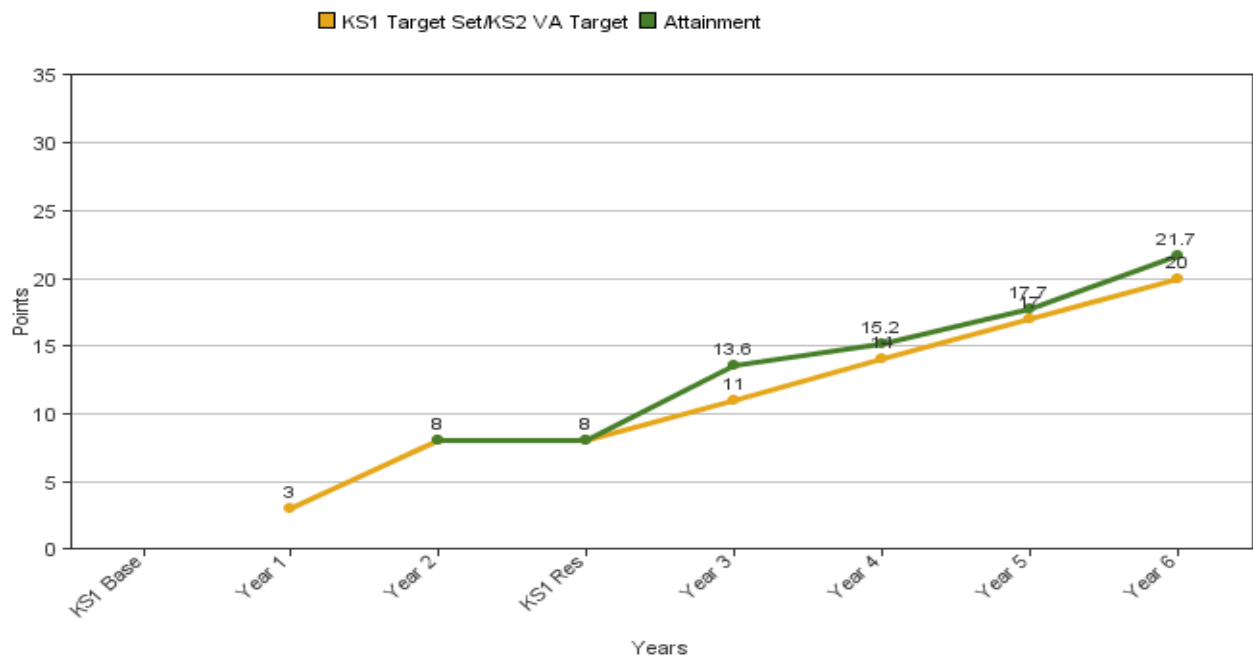
Year 6

6 children, 67% SEN School Action Plus, 33% Statemented Reading Pupil Premium

Attainment vs KS1 Target Set/KS2 VA Target based on KS1 Results

Reading :: Year 7

Data filters: YES



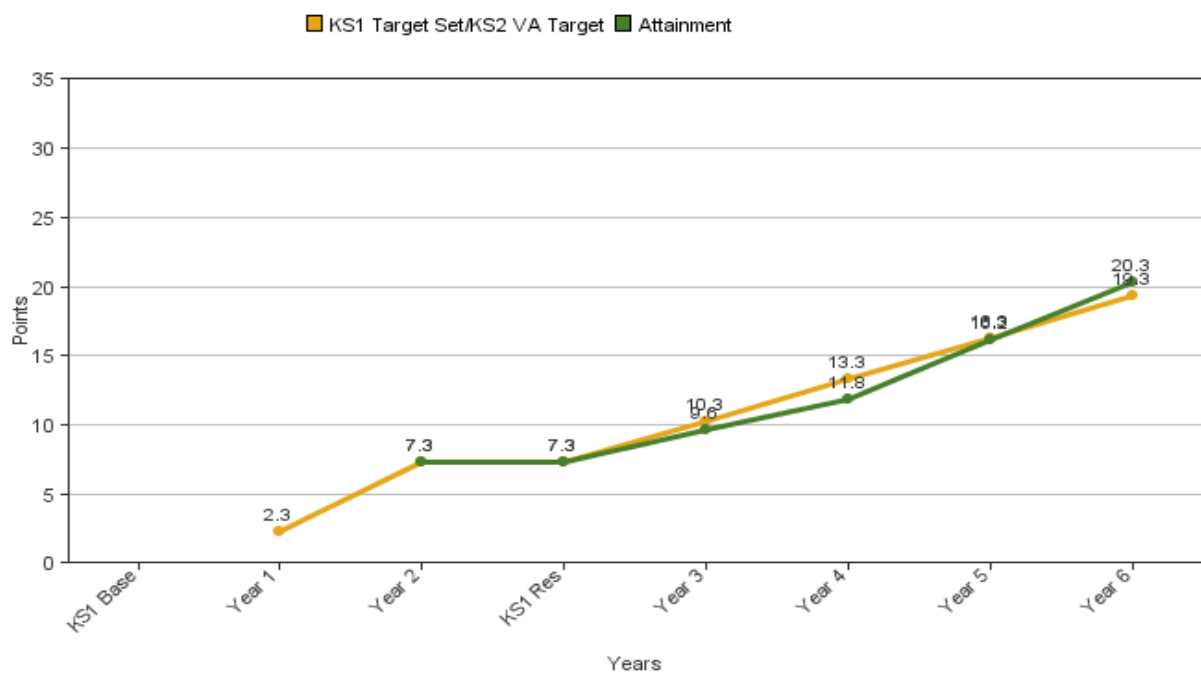
APS 4 points exceeded target set

Pupil Premium Writing

Attainment vs KS1 Target Set/KS2 VA Target based on KS1 Results

Writing :: Year 7

Data filters: YES



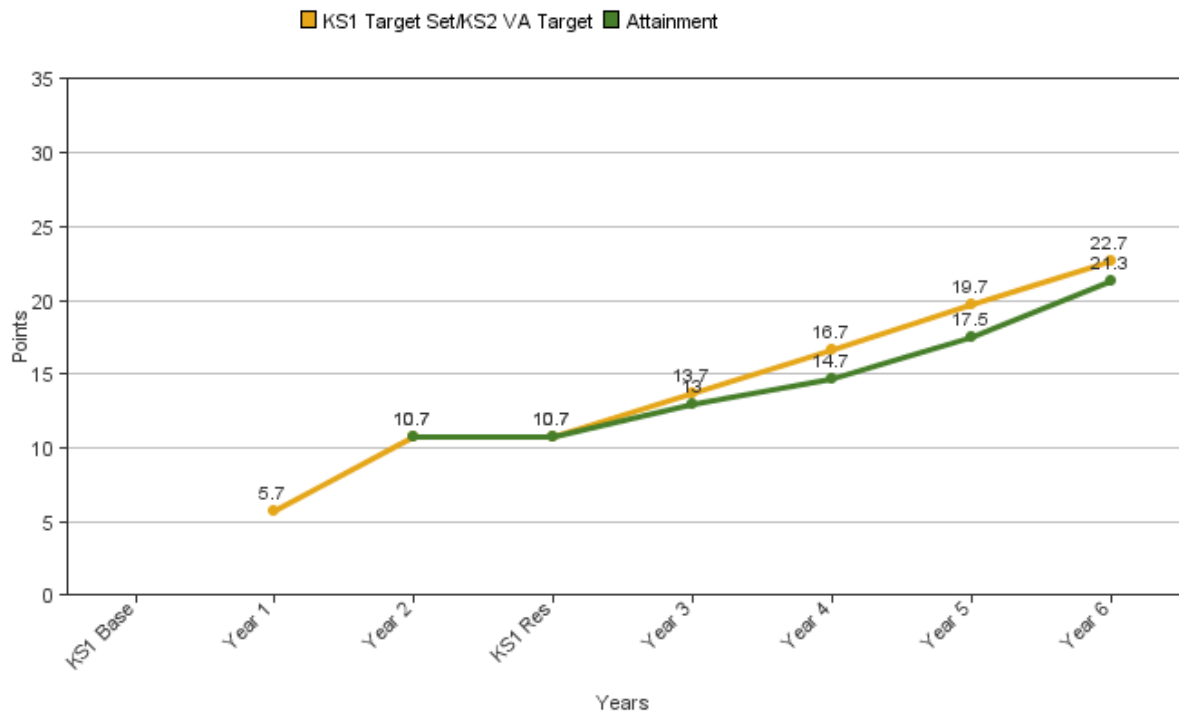
APS 4 points exceeded target set

Pupil Premium Maths

Attainment vs KS1 Target Set/KS2 VA Target based on KS1 Results

Maths :: Year 7

Data filters: YES



APS 3 points progress targets exceeded