

BPC Responses to Stakeholder Questions Submitted 4/26/19

12. Number of annual assignments over the past 10 years for PSP President & Vice President.

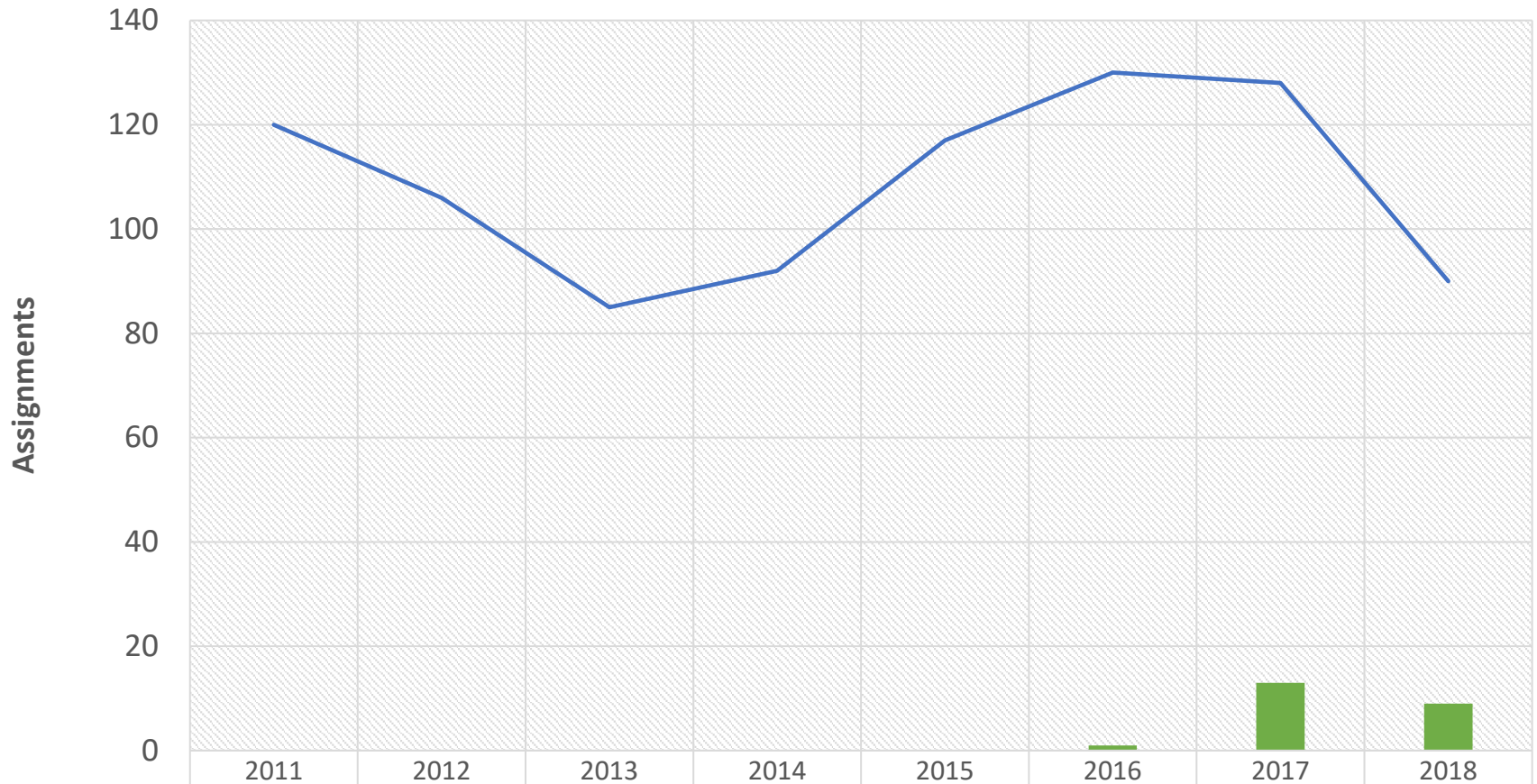
- 16h. Chart/Graph the change in call-backs and comp days pre and post PSP 60 day comp day cap.

17. Month by month comparison of cancellations over the last 3 years.

18. Daily distribution of assignments.

21. Number of 2-pilot assignments per month/year over the last 3 years.

Annual Assignments President & Vice President 2011 - 2018

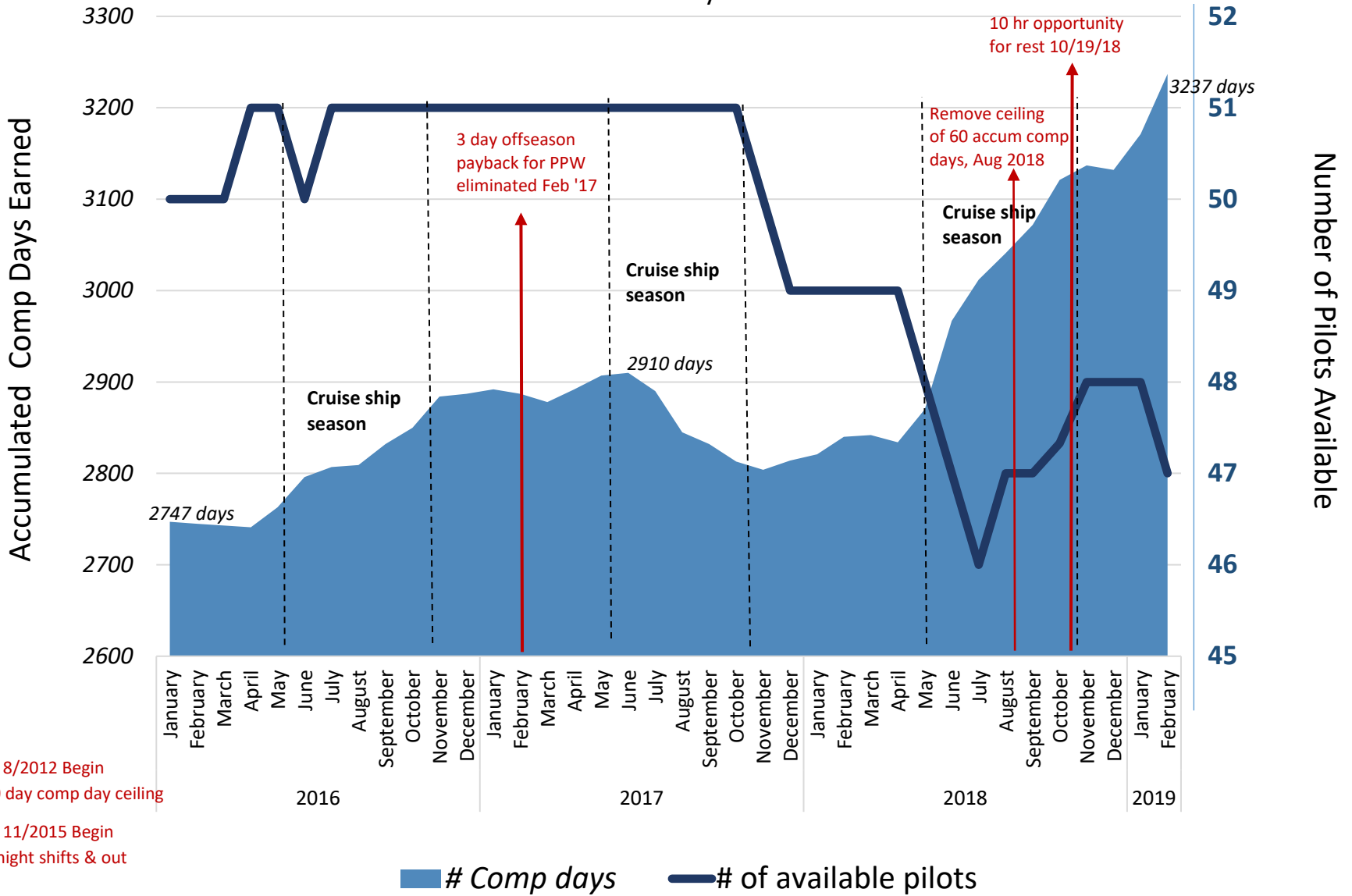


President	0	0	0	0	0	1	13	9
Vice President	120	106	85	92	117	130	128	90

Number of Assignments per Year

■ President — Vice President

Accumulated Comp Days / Number of Pilots 2016- February 2019



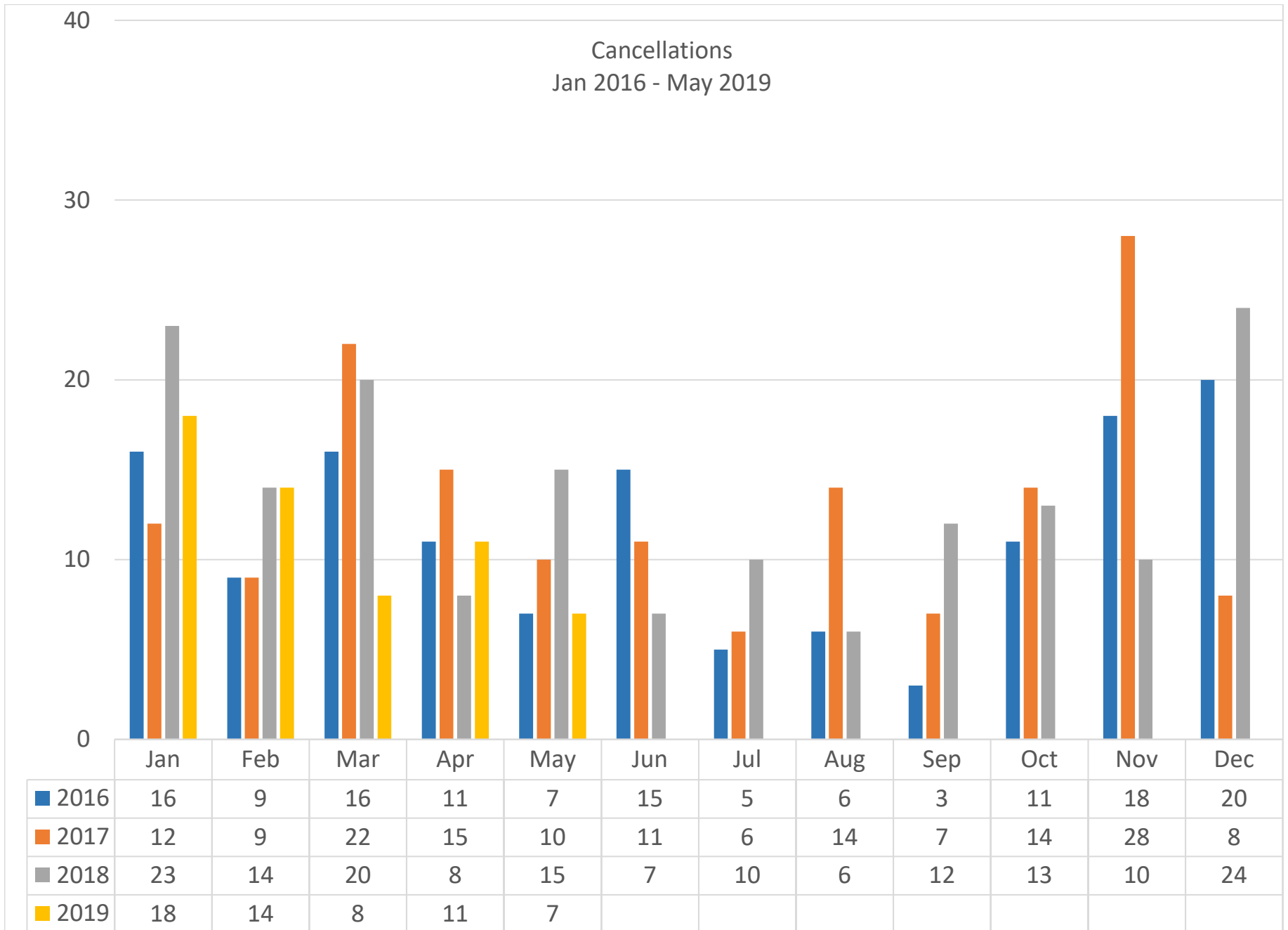
* 8/2012 Begin
60 day comp day ceiling

* 11/2015 Begin
3 night shifts & out

Licensed pilots, **not** including President and any pilots Not Fit for Duty

COMP DAY CUMULATIVE								
2016	Month	Beg Bal	Earned	Taken	Net	Balance	PSP Activity Rpt	
Taken Directly from PSP Reports	January	2726	64	43	21	2747	2747	
	February	2747	49	51	-2	2745	2745	
	March	2745	42	44	-2	2743	2743	
	April	2743	40	42	-2	2741	2741	
	May	2741	80	58	22	2763	2763	
	June	2765	99	66	33	2796	2798	
	July	2798	77	66	11	2807	2809	
	August	2807	71	69	2	2809	2811	
	September	2811	93	70	23	2832	2834	
	October	2834	81	63	18	2850	2852	
	November	2849	88	54	34	2884	2883	
	December	2881	51	48	3	2887	2884	
	2016		835	674	161			
2017	Month	Beg Bal	Earned	Taken	Net	(calc'd)	PSP Activity Rpt	
Taken Directly from PSP Reports	January	2884	58	53	5	2892	2889	
	February	2889	34	39	-5	2887	2884	
	March	2884	41	50	-9	2878	2875	
	April	2883	59	45	14	2892	2897	
	May	2898	99	84	15	2907	2913	
	June	2913	83	80	3	2910	2916	
	July	2915	61	81	-20	2890	2895	
	August	2897	80	125	-45	2845	2852	
	September	2852	70	83	-13	2832	2839	
	October	2839	69	88	-19	2813	2820	
	November	2820	53	62	-9	2804	2811	
	December	2813	58	48	10	2814	2823	
	2017		765	838	-73			
2018	Month	Beg Bal	Earned	Taken	Net	(calc'd)	PSP Activity Rpt	
Taken Directly from PSP Reports	January	2825	76	69	7	2821	2832	
	February	2832	69	50	19	2840	2851	
	March	2851	81	79	2	2842	2853	
	April	2851	70	78	-8	2834	2843	
	May	2844	88	52	36	2870	2880	
	June	2880	140	43	97	2967	2977	
	July	2977	133	88	45	3012	3022	
	August	3023	107	78	29	3041	3052	
	September	3051	94	63	31	3072	3082	
	October	3083	126	77	49	3121	3132	
	November	3132	101	85	16	3137	3148	
	December	3148	85	90	-5	3132	3143	
	2018		1170	852	318			
2019	Month	Beg Bal	Earned	Taken	Net	(calc'd)	PSP Activity Rpt	
Taken Directly from PSP Reports	January	3143	101	62	39	3171	3182	
	February	3181	121	55	66	3237	3247	
	March		78	81	-3	3234	3245	
	April		76	63	13	3247	3258	
	May		104	54	50	3297	3308	
	June					0	3297	
	July							
	August							
	September							
	October							
	November							
	December							
	2019		480	315	165			

Cancellations
Jan 2016 - May 2019



2018

Number of Assignments each Day (High/Low)

2823

Comp Days			Repos	2nd Pilot	Cancel	Assignments/ Moves	change day							Average Assignments per:		
Net	Bal						Sun	Mon	Tues	Wed	Thur	Fri	Sat	week	day for the week	
+76/-69	7	2832	111	34	23	JANUARY		7	19	21	22	19	16	104	17.3	day for month: 19.4
						602	18	13	19	24	21	22	18	135	19.3	
						579	16	15	33	21	22	18	16	141	20.1	
							24	17	21	24	31	25	18	160	22.9	
							7	12	24	19				129	18.4	
+69/-50	19	2851	112	34	13	FEBRUARY					21	27	19			day for month: 19.9
						556	23	14	17	27	20	20	15	136	19.4	
						543	20	12	21	28	21	18	19	139	19.9	
							17	11	11	21	27	26	21	134	19.1	
							21	15	22	22				136	19.4	
+81/-79	2	2851	129	33	21	MARCH					16	21	19			day for month: 18.8
						585	15	12	14	17	21	20	28	127	18.1	
						564	19	23	17	16	17	23	25	140	20.0	
							23	17	17	12	15	12	22	118	16.9	
							17	11	21	23	28	24	18	142	20.3	
+70/-78	-8	2843	120	34	8	APRIL	8	8	18	16	20	24	12	106	15.1	day for month: 17.8
						533	10	19	15	17	21	17	19	118	16.9	
						525	15	15	23	20	21	17	18	129	18.4	
							15	18	21	28	22	20	25	149	21.3	
							17	14								
+88/-52	36	2880	147	53	15	MAY			19	20	31	23	19	143	20.4	day for month: 21.6
						671	18	20	16	21	22	24	27	148	21.1	
						656	12	21	16	29	26	22	22	148	21.1	
							26	16	18	19	27	25	25	156	22.3	
							25	16	17	25	24			156	22.3	
+140/-43	97	2977	134	51	8	JUNE						25	24			day for month: 23.6
						707	20	14	22	24	25	26	20	151	21.6	
						699	21	11	20	22	31	22	29	156	22.3	
							26	19	17	24	26	26	21	159	22.7	
							28	24	26	29	29	33	23	192	27.4	
+133/-88	45	3022	159	44	10	JULY	24	9	22	11	14	34	25	139	19.9	day for month: 21.9
						680	27	21	24	20	26	21	24	163	23.3	
						670	21	17	21	24	27	24	20	154	22.0	
							19	19	21	25	25	30	22	161	23.0	
							18	17	28							
+107/-78	29	3052	155	48	6	AUGUST				19	28	23	28	161	23.0	day for month: 21.3
						660	25	14	18	16	21	22	27	143	20.4	
						654	26	16	18	22	22	30	21	155	22.1	
							17	19	12	23	29	24	18	142	20.3	
							16	22	21	19	21	23		143	20.4	
+94/-63	31	3082	137	43	12	SEPT							21			day for month: 20.8
						623	16	13	18	21	23	24	24	139	19.9	
						611	18	19	17	16	23	20	22	135	19.3	
							22	23	15	11	25	21	21	138	19.7	
							27	19	19	29	24	26	25	169	24.1	
+126/-77	49	3132	114	32	14	OCT		15	18	14	20	20	24	132	18.9	day for month: 18.9
						586	18	10	16	17	17	27	14	119	17.0	
						572	18	19	12	11	25	22	21	128	18.3	
							21	19	22	25	29	18	23	157	22.4	
							18	18	20	15				132	18.9	
+101/-85	16	3148	119	35	10	NOV				22	17		22			day for month: 18.5
						554	18	13	20	18	14	23	25	131	18.7	
						544	16	19	19	21	20	22	21	138	19.7	
							16	17	13	20	15	10	14	105	15.0	
							17	12	18	23	27	22		139	19.9	
85/-90	-5	3143	113	36	24	DEC							20			day for month: 18.4
						571	21	10	17	21	19	18	22	128	18.3	
						547	12	15	15	16	26	16	18	118	16.9	
							14	18	15	23	24	33	25	152	21.7	
							18	15	11	18	23	15	18	118	16.9	
							15	20						35	17.5	

318	1550	443	164	7328	Sun	Mon	Tues	Wed	Thur	Fri	Sat	day for year:
	avg moves/day 19.6			7164	18.8	15.9	18.7	20.5	23.0	22.4	21.2	20.1

Number of times High or Low Assignments on day of week
 0 / 3 0 / 8 1 / 2 3 / 1 3 / 0 4 / 1 1 / 0

Cancellations / 2-Pilot Jobs / Repos
2016 - 2018

