









HYBRID	CHU / RM	DESCRIPTION	FLOURY GRAIN	PLANT HEIGHT	SEEDLING VIGOUR	STALK STRENGTH	ROOT STRENGTH	DROUGHT TOLERANCE	DISEASE TOLERANCE	SILAGE	STAY GREEN	DRYDOWN	TEST WEIGHT
 Tucson	2200 / RM 76	Early maturing, Rapid drydown Girthy cob, High test weight Excellent dual purpose hybrid	8	M	9	9	8	7	7	8	7	8	8
 13N	2250 / RM 78	Good spring vigour and emergence Strong stalks and roots with late harvest integrity Excellent drydown with good test weight	7	MT	9	8	9	9	8	9	8	8	8
 29-80	2300 / RM 80	Superior cool soil vigour Upright Leaf, High Test Weight Good choice for earlage or silage	7	MT	10	8	9	7	8	9	7	7	9
 30-30	2300 / RM 81	Superior plant health, Sturdy stalks Strong roots, Flared husks Exceptional grain potential for maturity	9	M	8	9	9	8	9	8	9	8	9
 40-50	2700 / RM 89	Strong agronomic package Rapid dry down, Sturdy stocks Good choice for grain	8	MT	7	8	7	8	8	7	7	9	8
 Prime	2750 / RM 90	Superior yield potential for its maturity Girthy fixed ears, Strong stalks and roots Floury starch, High test weight	10	VT	9	8	9	8	7	9	8	8	9
 42-50	2750 / RM 92	Solid roots, All soil rated hybrid High yield potential, Good drydown Excellent husk cover, High quality grain	8	T	8	7	8	8	7	8	7	9	8
 44-95	2850 / RM 94	Tall leafy plant, Strong stock Cob has good girth and tip fill Strong choice for silage or grain	9	VT	8	8	8	9	8	9	8	8	8

Scale: 1 - 10 (1 = Poor, 10 = Excellent) Legend: S = Short M = Medium T = Tall VT = Very Tall
Different geographic regions and individual farming practices will vary this information. *Intended as guidelines only.*