

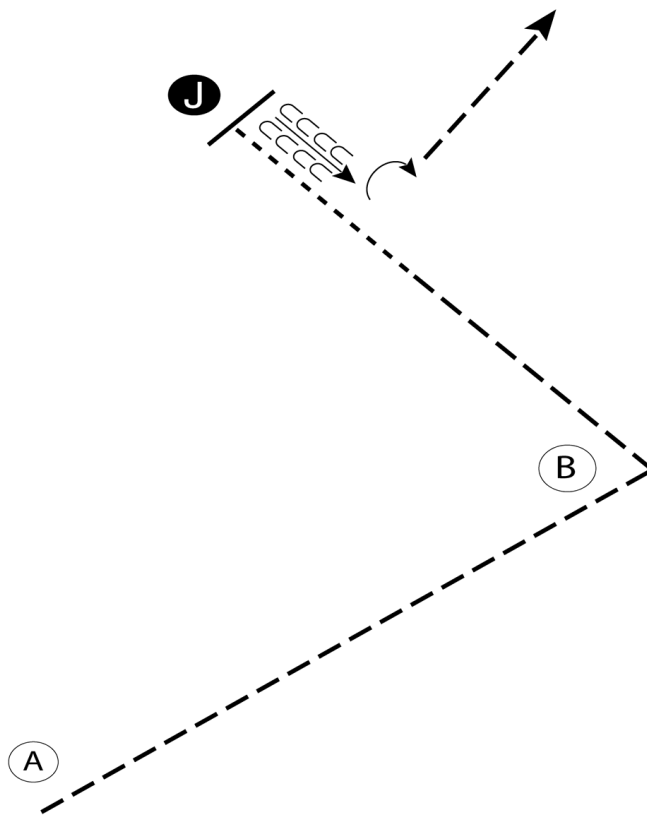
Maryland State QHA/Howard County Fair

Showmanship (Small Fry)

Show Date: 08/11/2018

w w w . H o r s e S h o w P a t t e r n s . c o m

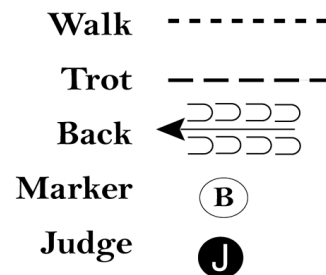
w w w . H o r s e S h o w P a t t e r n s . c o m



Be ready at A.

1. Trot to and around B and halfway to judge.
2. Walk to judge.
3. Stop and set up for inspection.
4. When dismissed back one horse length.
5. Perform a 90 degree turn and trot to the line-up.

Follow the instructions of your ring steward.



[S/WT-27]

Pattern Provided by:

Judge(s)

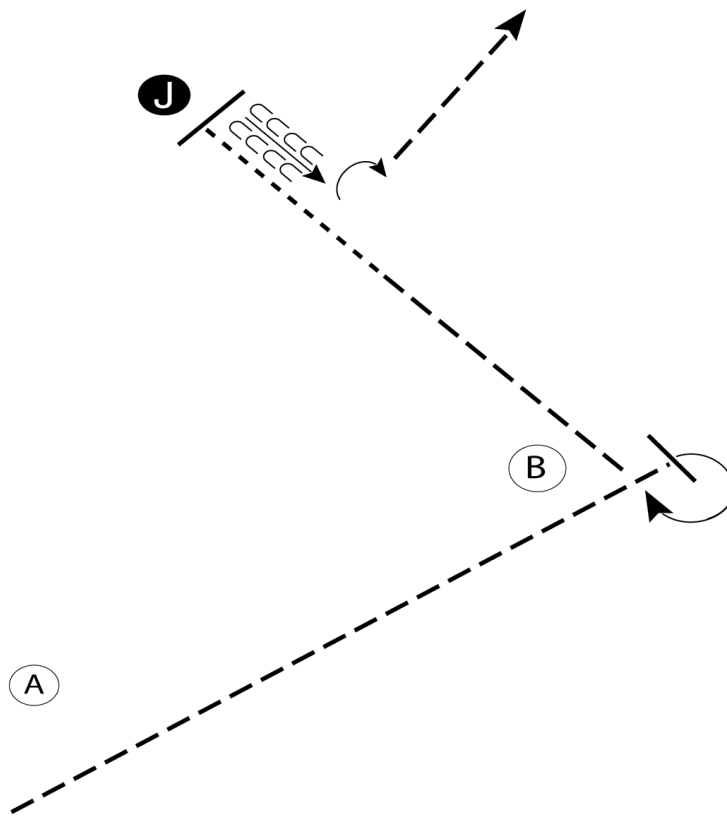
Maryland State QHA/Howard County Fair

Showmanship (L1(Nov)Yth, L1(Nov)Ama, Rookie Yth, Rookie Ama)

Show Date: 08/11/2018

w w w . H o r s e S h o w P a t t e r n s . c o m

w w w . H o r s e S h o w P a t t e r n s . c o m



Be ready at A.

1. Trot past B and stop
 2. Perform a 270 degree turn
 3. Trot halfway to the Judge
 4. Break to the walk and walk to the Judge
 5. Stop and set up for inspection
 6. When dismissed back one horse length
 7. Perform a 90 degree turn and trot to the line-up
- Follow the instructions of your ring steward.

- Walk (dotted line)
- Trot - - - - - (dashed line)
- Back ←——— (solid line with arrows pointing left)
- Marker (B) (circle with B)
- Judge (J) (circle with J)

[S/1-27]

Pattern Provided by:

Judge(s)

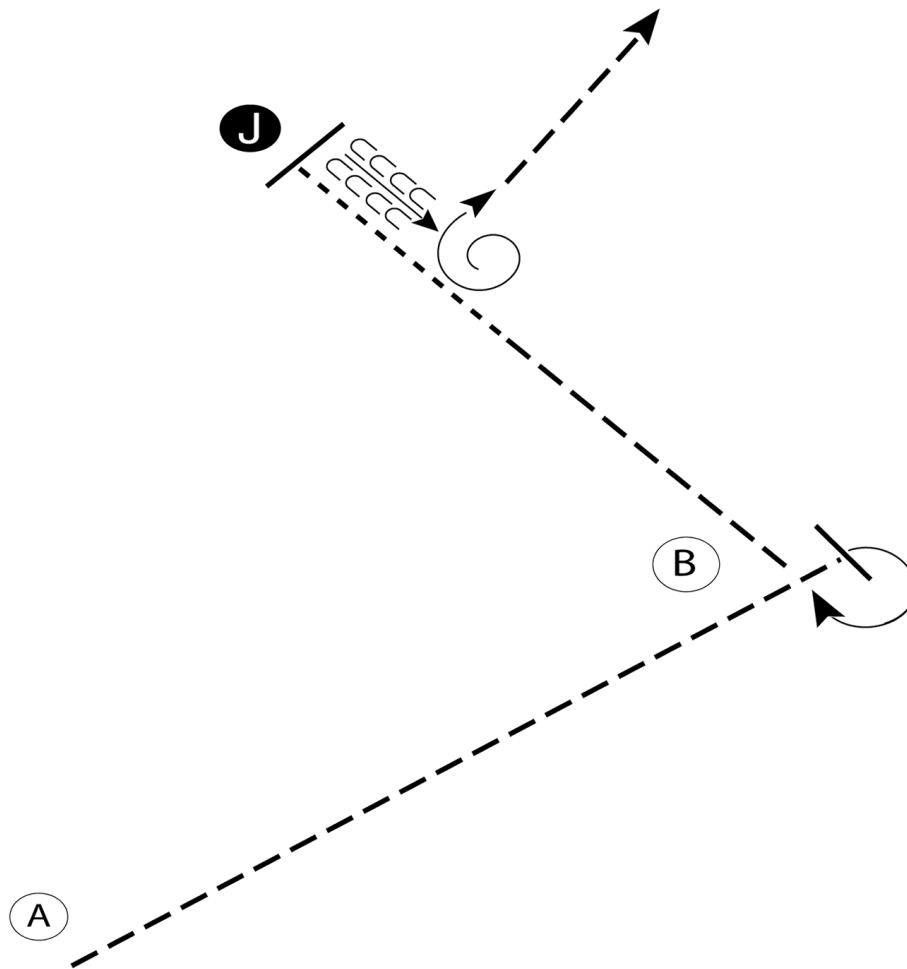
Maryland State QHA/Howard County Fair

Showmanship (Yth 18&U, Ama)

Show Date: 08/11/2018

w w w . H o r s e S h o w P a t t e r n s . c o m

w w w . H o r s e S h o w P a t t e r n s . c o m



1. Begin at A. Trot past B and stop
2. Perform a 270 degree turn
3. Trot halfway to the Judge
4. Break to the walk and walk to the Judge
5. Stop and set up for inspection
6. When dismissed back one horse length
7. Perform a 450 degree turn and trot to the line-up

Walk	-----
Trot	- - - - -
Back	←
Marker	ⓑ
Judge	ⓐ

[S/2-27]

Pattern Provided by:

Judge(s)

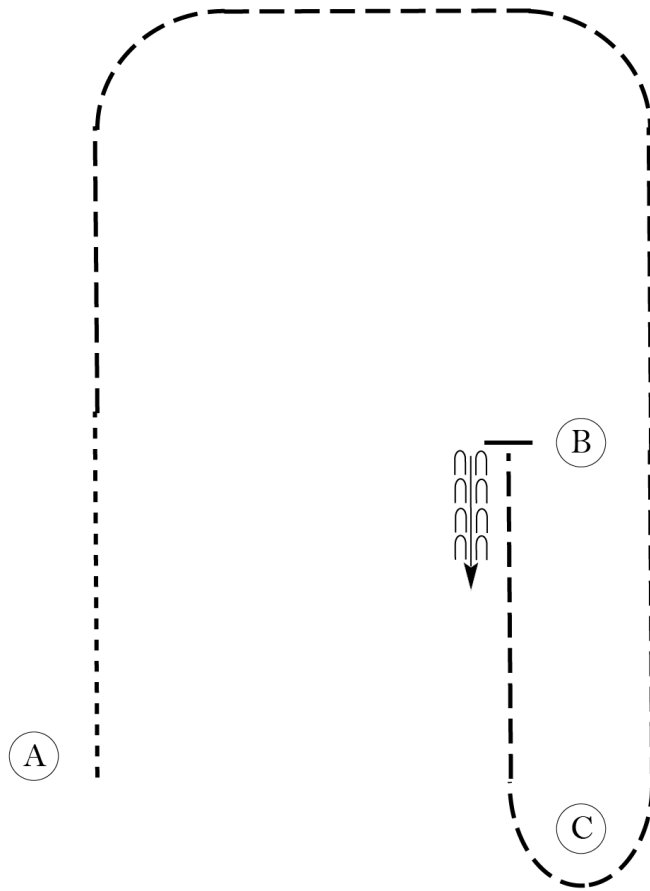
Maryland State QHA/Howard County Fair

Hunt Seat Equitation (Yth W/T, Ama W/T)

Show Date: 08/11/2018

w w w . H o r s e S h o w P a t t e r n s . c o m

w w w . H o r s e S h o w P a t t e r n s . c o m



Be ready at A.

1. Walk until even with B.
2. Trot on the left diagonal to B.
3. Sitting trot to and around C.
4. Trot on the right diagonal to B.
5. Stop and back.

Walk	-----
Trot	- - - - -
Extended Trot	— — — — —
Canter	—————
Leg Yield	
Lead Change	↙ ↘
Back	← ← ←
Marker	⊙
Sidepass	← — — — — →
Hand Gallop	— — — — —

[HSE/WT-77]

Pattern Provided by:

Judge(s)

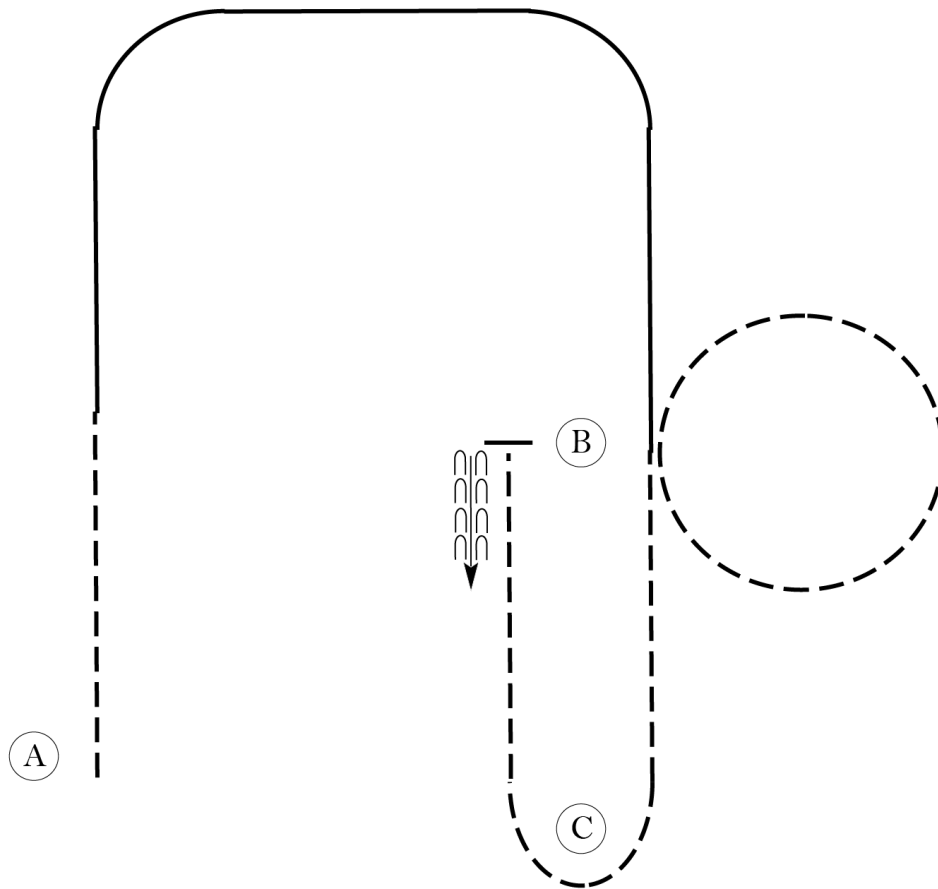
Maryland State QHA/Howard County Fair

unt Seat Equitation (L1(Nov)Yth, L1(Nov)Ama, Rookie Yth, Rookie Ama

Show Date: 08/11/2018

w w w . H o r s e S h o w P a t t e r n s . c o m

w w w . H o r s e S h o w P a t t e r n s . c o m



Be ready at A.

1. Trot on the left diagonal.
2. Canter on the right lead to B.
3. Trot a circle to the left on the correct diagonal.
4. Sitting trot to and around C.
5. Trot on the left diagonal to B.
6. Stop and back.

Walk	-----
Trot	- - - - -
Extended Trot	— — — — —
Canter	—————
Leg Yield	
Lead Change	↘ ↙
Back	← ← ← ← ←
Marker	⊙ B
Sidepass	← — — — — →
Hand Gallop	— — — — —

[HSE/1-77]

Pattern Provided by:

Judge(s)

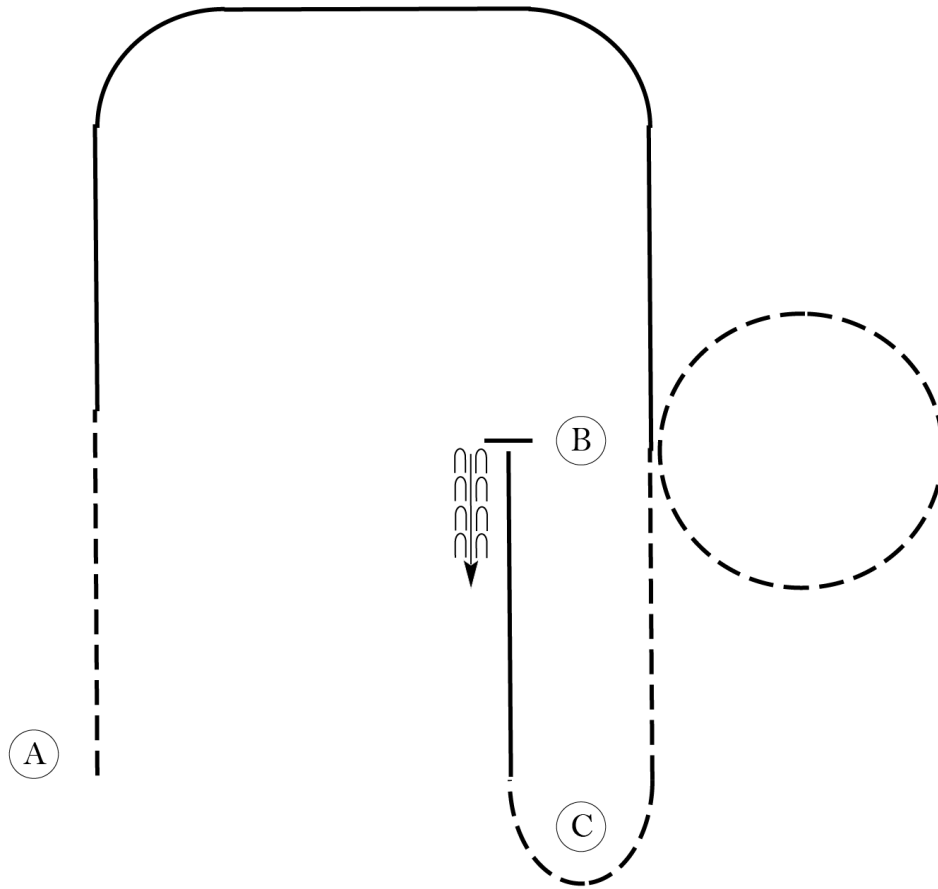
Maryland State QHA/Howard County Fair

Hunt Seat Equitation (Yth 18&U, Ama)

Show Date: 08/11/2018

w w w . H o r s e S h o w P a t t e r n s . c o m

w w w . H o r s e S h o w P a t t e r n s . c o m



Be ready at A.

1. Trot on the left diagonal.
2. Canter on the right lead to B.
3. Trot a circle to the left on the correct diagonal.
4. Sitting trot to and around C.
5. Canter left lead to B.
6. Stop and back.

Walk	-----
Trot	- - - - -
Extended Trot	— — — — —
Canter	—————
Leg Yield	
Lead Change	↙ ↘
Back	← ← ← ← ←
Marker	Ⓚ
Sidepass	← — — — — →
Hand Gallop	— — — — —

[HSE/2-77]

Pattern Provided by:

Judge(s)

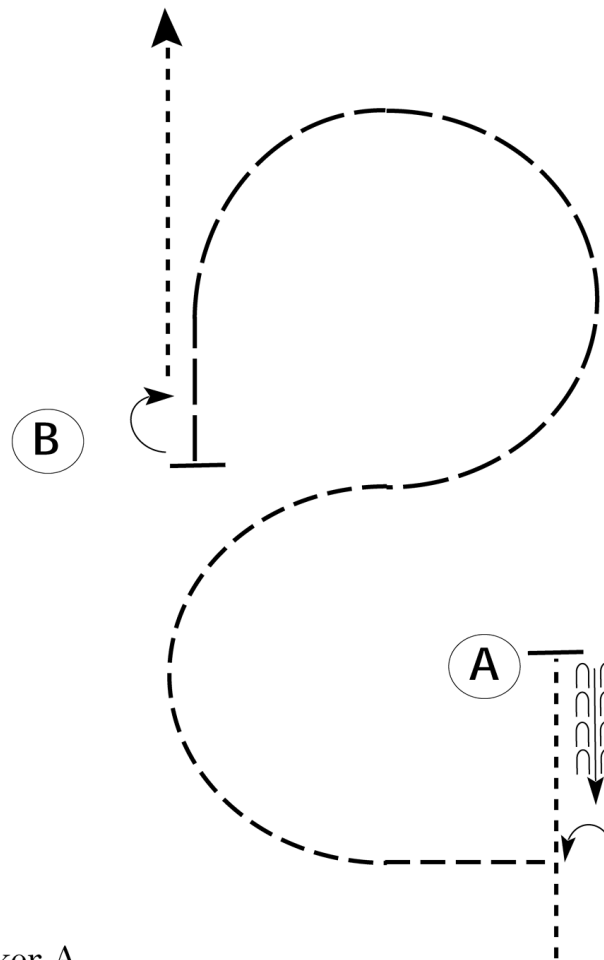
Maryland State QHA/Howard County Fair

Western Horsemanship (Yth W/T, Ama W/T)

Show Date: 08/11/2018

w w w . H o r s e S h o w P a t t e r n s . c o m

w w w . H o r s e S h o w P a t t e r n s . c o m



Be ready before marker A.

1. Walk to A.
2. Stop and back approximately one horse length.
3. Execute a 1/4 turn to the left and jog a half circle.
4. Extend the jog to B.
5. Stop at B and execute a 1/2 turn to the right.
6. Walk to exit.

Follow the instructions of your ring steward.

Walk	-----
Jog	- - - - -
Extended Jog	- - - - -
Lope	—————
Leg Yield	
Lead Change	↙ ↘
Back	← C C C C C
Marker	ⓑ
Sidepass	←-----→

[WH/WT-68]

Pattern Provided by:

Judge(s)

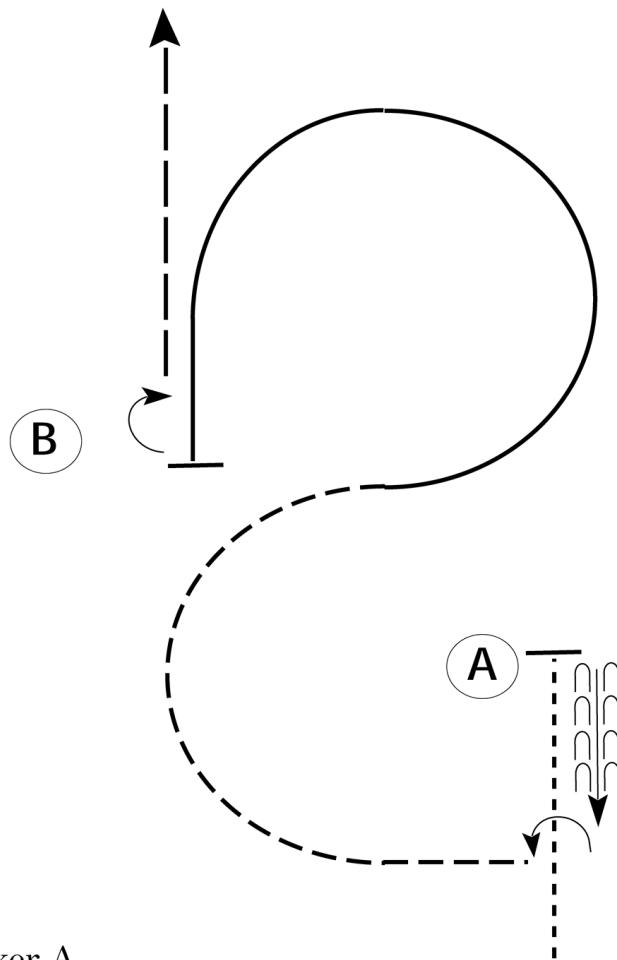
Maryland State QHA/Howard County Fair

Western Horsemanship (L1(Nov)Yth, L1(Nov)Ama, Rookie Yth, Rookie Ama)

Show Date: 08/11/2018

w w w . H o r s e S h o w P a t t e r n s . c o m

w w w . H o r s e S h o w P a t t e r n s . c o m



Be ready before marker A.

1. Walk to A.
2. Stop and back approximately one horse length.
3. Execute a 1/4 turn to the left and jog a half circle.
4. Lope on the left lead to B.
5. Stop at B and execute a 1/2 turn to the right.
6. Extend the jog to exit.

Follow the instructions of your ring steward.

Walk	-----
Jog	- - - - -
Extended Jog	- - - - -
Lope	—————
Leg Yield	
Lead Change	↙
Back	← ⤵ ⤵ ⤵
Marker	Ⓚ
Sidepass	←-----→

[WH/1-68]

Pattern Provided by:

Judge(s)

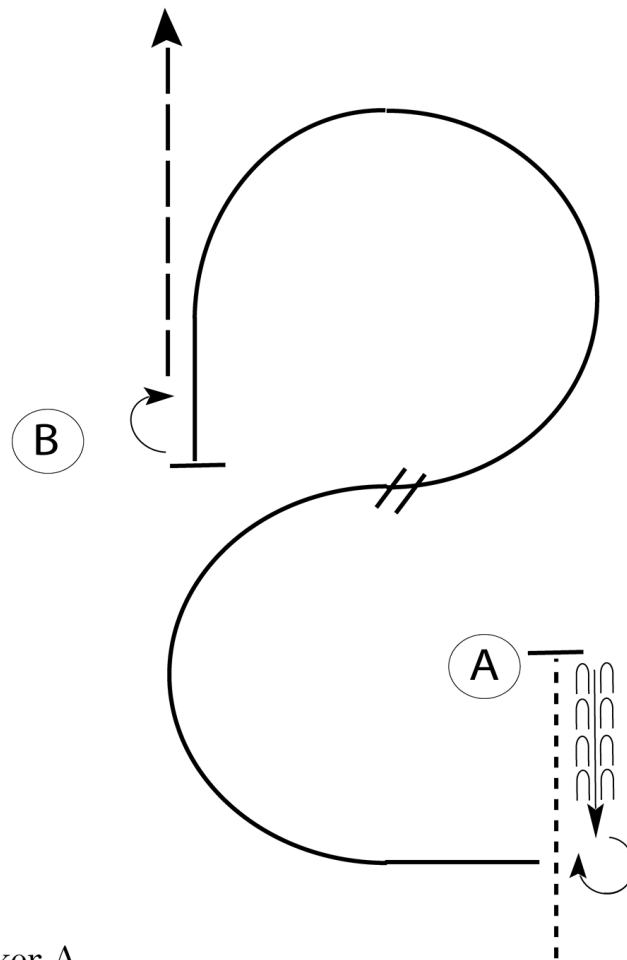
Maryland State QHA/Howard County Fair

Western Horsemanship (Yth 18&U, Ama)

Show Date: 08/11/2018

www.HorseShowPatterns.com

www.HorseShowPatterns.com



Be ready before marker A.

1. Walk to A.
2. Stop and back approximately one horse length.
3. Execute a 3/4 turn to the right and lope on the right lead.
4. Perform a simple lead change and lope on the left lead to B.
5. Stop at B and execute a 1/2 turn to the right.
6. Jog to exit.

Follow the instructions of your ring steward.

Walk	-----
Jog	-----
Extended Jog	-----
Lope	—————
Leg Yield	
Lead Change	↘
Back	← ⊂⊂⊂ ⊂⊂⊂
Marker	⊙ B
Sidepass	←-----→

[WH/2-68]

Pattern Provided by:

Judge(s)