

Welcome to **FUNNY★MIX**®

Teacher Checklists and Student Certificates

Learning Phonemic Awareness, Phonics and Spelling has never been more motivating, easy and fun!

The FUNNY MIX Superhero Phonics Game is designed to help ALL children progress through 3 essential stages of learning to read and spell.

The 3 stages of learning to read and spell are:

1. Phonemic Awareness (hearing the sounds in the names)

Every Superhero has 3 sounds!

2. Phonics (the letters that make the sounds)

3. Spelling

- Listed below are the Teacher Checklists and matching Student Certificates for every Level and Stage.

Level 1	Pages 1-6
Stage 1. <u>Phonemic Awareness</u> p. 1 & 2	
Stage 2. <u>Phonics</u> p. 3 & 4	
Stage 3. <u>Spelling</u> p. 5 & 6	

Level 2	Pages 7-12
Stage 1. <u>Phonemic Awareness</u> p. 7 & 8	
Stage 2. <u>Phonics</u> p. 9 & 10	
Stage 3. <u>Spelling</u> p. 11 & 12	

Level 3	Pages 13-18
Stage 1. <u>Phonemic Awareness</u> p. 13 & 14	
Stage 2. <u>Phonics</u> p. 15 & 16	
Stage 3. <u>Spelling</u> p. 17 & 18	



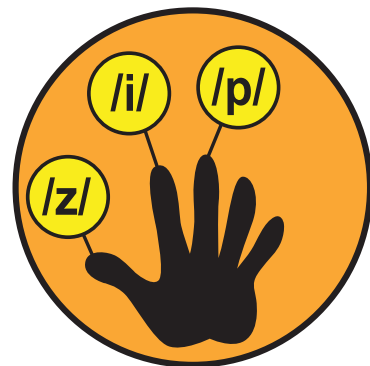
HAVE FUN LEARNING TO READ AND SPELL!

Level 1

Stage 1. Phonemic Awareness

☒ Check as each sound is stated.

Children can count each sound on their fingers as each sound is stated.



Example

1. Teacher says, "Say the name Zip."
2. Child says, "Zip."
3. Teacher says, "What are the 3 sounds you hear?"
4. Child says the 3 sounds in order, "/Z/, /i/, /p/."

This is a listening activity. Children do not have to look at the names.

- | | | | |
|--------|------------------------------|------------------------------|------------------------------|
| 1. Zip | <input type="checkbox"/> /Z/ | <input type="checkbox"/> /i/ | <input type="checkbox"/> /p/ |
| 2. Web | <input type="checkbox"/> /W/ | <input type="checkbox"/> /ě/ | <input type="checkbox"/> /b/ |
| 3. Yum | <input type="checkbox"/> /Y/ | <input type="checkbox"/> /ů/ | <input type="checkbox"/> /m/ |
| 4. Box | <input type="checkbox"/> /B/ | <input type="checkbox"/> /ö/ | <input type="checkbox"/> /x/ |
| 5. Hat | <input type="checkbox"/> /H/ | <input type="checkbox"/> /ă/ | <input type="checkbox"/> /t/ |

a b c d e f g h i j k l m n o p q r s t u v w x y z



CONGRATULATIONS!




for successfully completing **LEVEL 1** Stage 1. **Phonemic Awareness!**

Parents, please do the following listening activity without your child looking at this paper.

Example

1. Parent says, "Say the name Zip."
2. Child says, "Zip."
3. Parent says, "What are the 3 sounds you hear?"
4. Child says the 3 sounds in order, "/Z/, /i/, /p/."



Z i p




W e b



Y u m



B o x



H a t

Level 1

Stage 2. Phonics



Check as each letter and sound is stated.

Children need to look at the names on the cards, poster or this list.

Example

1. Teacher points to and says, "Say the name Zip."
2. Child says, "Zip."
3. Teacher says, "Say each letter and sound in the name Zip."
4. Child says, "'Z' says /z/, 'i' says /ĭ/, 'p' says /p/."

Zip

Web

Yum

Box

Hat

1. **Zip**

☐

"Z" says /Z/

☐

"i" says /ĭ/

☐

"p" says /p/

2. **Web**

☐

"W" says /W/

☐

"e" says /ĕ/

☐

"b" says /b/

3. **Yum**

☐

"Y" says /Y/

☐

"u" says /ŭ/

☐

"m" says /m/

4. **Box**

☐

"B" says /B/

☐

"o" says /ŏ/

☐

"x" says /x/

5. **Hat**

☐

"H" says /H/

☐

"a" says /ă/

☐

"t" says /t/

a b c d e f g h i j k l m n o p q r s t u v w x y z

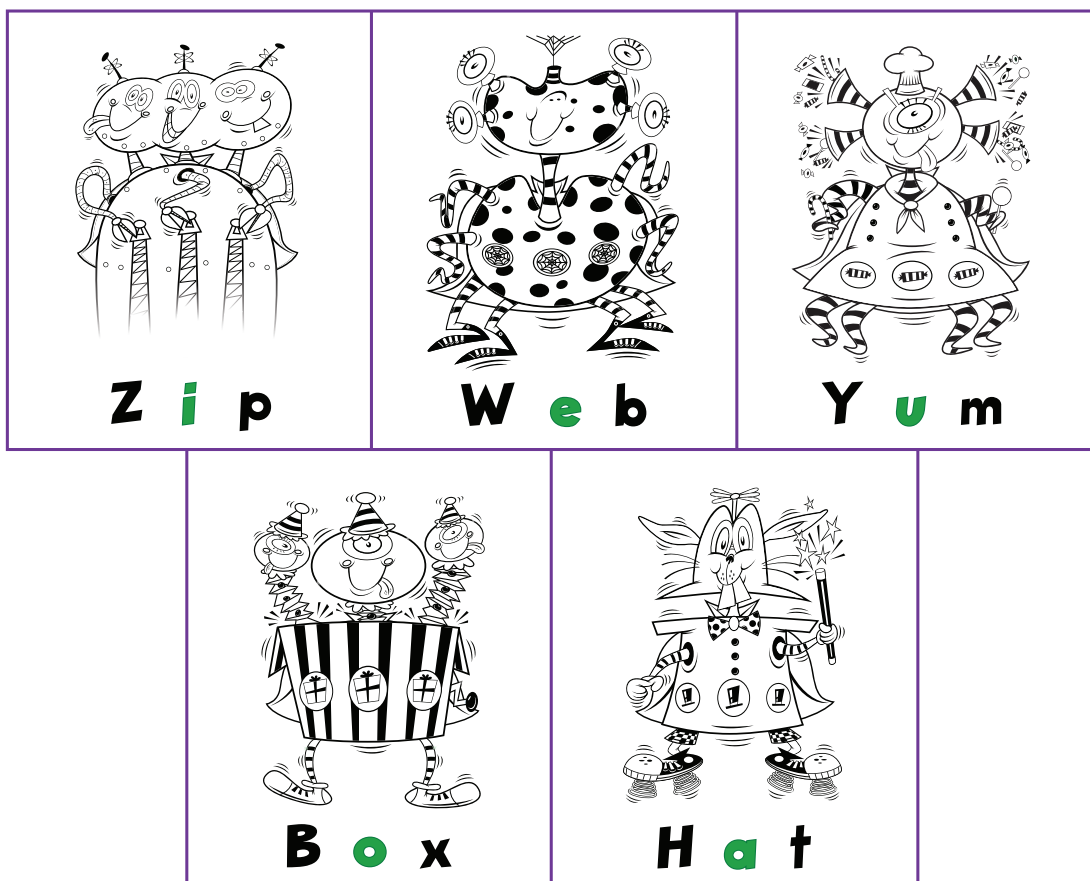




Parents, please point to each word while doing the following activity with your child.

Example

1. Parent points to and says, "Say the name Zip."
2. Child says, "Zip."
3. Parent says, "Say each letter and sound in the name Zip."
4. Child says, "'Z' says /z/, 'i' says /i/, 'p' says /p/."



Level 1**Stage 3. Spelling**

☒ Check as each letter is stated or written.

Example

1. Teacher says, "How do you spell the name Zip?"

2. Child says or writes, "Z-i-p."

1. Zip ☐ Z ☐ i ☐ p

2. Web ☐ W ☐ e ☐ b

3. Yum ☐ Y ☐ u ☐ m

4. Box ☐ B ☐ o ☐ x

5. Hat ☐ H ☐ a ☐ t

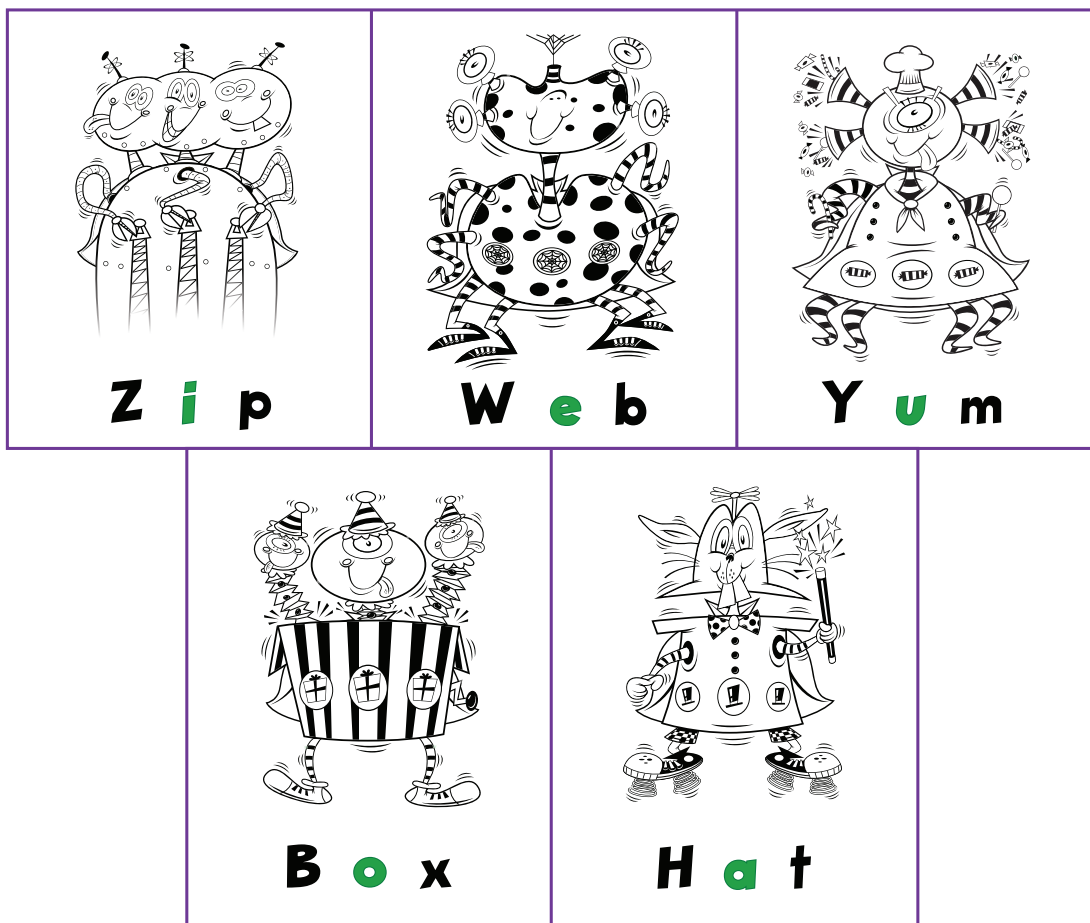
a b c d e f g h i j k l m n o p q r s t u v w x y z



Parents, please do the following spelling activity with your child.

Example

1. Parent says, "How do you spell the name Zip."
2. Child says or writes, "Z-i-p."



Level 2

Stage 1. Phonemic Awareness

 **Check as each sound is stated.**

Children can count each sound on their fingers as each sound is stated.



Example

1. Teacher says, "Say the name Dive."
2. Child says, "Dive."
3. Teacher says, "What are the 3 sounds you hear?"
4. Child says the 3 sounds in order, "/D/, /ī/, /v/."

This is a listening activity. Children do not have to look at the names.

- | | | | |
|---------|------------------------------|------------------------------|------------------------------|
| 1. Dive | <input type="checkbox"/> /D/ | <input type="checkbox"/> /ī/ | <input type="checkbox"/> /v/ |
| 2. Pete | <input type="checkbox"/> /P/ | <input type="checkbox"/> /ē/ | <input type="checkbox"/> /t/ |
| 3. Cube | <input type="checkbox"/> /C/ | <input type="checkbox"/> /ū/ | <input type="checkbox"/> /b/ |
| 4. Joke | <input type="checkbox"/> /J/ | <input type="checkbox"/> /ō/ | <input type="checkbox"/> /k/ |
| 5. Game | <input type="checkbox"/> /G/ | <input type="checkbox"/> /ā/ | <input type="checkbox"/> /m/ |

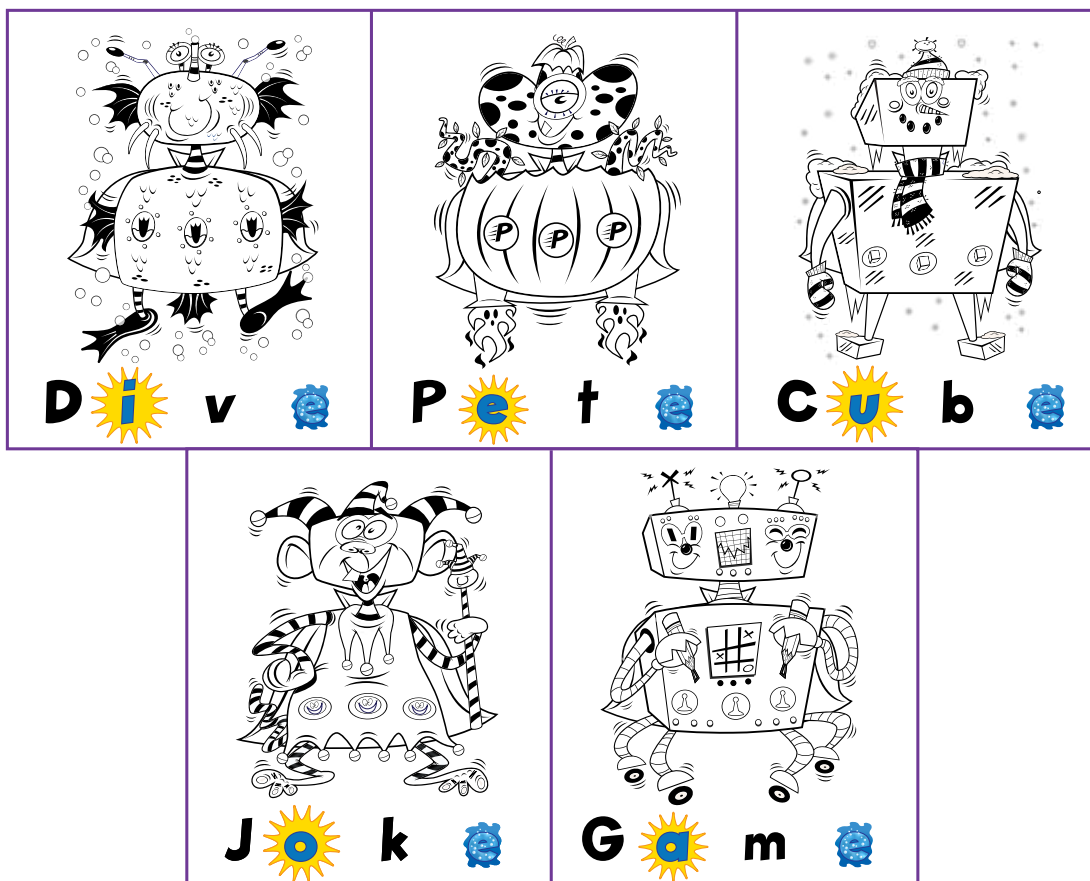




Parents, please do the following listening activity without your child looking at this paper.

Example

1. Parent says, "Say the name Dive."
2. Child says, "Dive."
3. Parent says, "What are the 3 sounds you hear?"
4. Child says the 3 sounds in order, "/D/, /i/, /v/."



Level 2

Stage 2. Phonics



Check as each letter and sound is stated.

Children need to look at the names on the cards, poster or this list.

Example

1. Teacher points to and says, "Say the name Dive ."
2. Child says, "Dive ."
3. Teacher says, "Say each letter and sound in the name Dive ."
4. Child says, "'D' says /d/, 'i' says /ī/, 'v' says /v/."

Dive Pete Cube Joke Game

- | | | | | | | |
|----------|--------------------------|--------------|--------------------------|--------------|--------------------------|--------------|
| 6. Dive | <input type="checkbox"/> | "D" says /d/ | <input type="checkbox"/> | "i" says /ī/ | <input type="checkbox"/> | "v" says /v/ |
| 7. Pete | <input type="checkbox"/> | "P" says /p/ | <input type="checkbox"/> | "e" says /ē/ | <input type="checkbox"/> | "t" says /t/ |
| 8. Cube | <input type="checkbox"/> | "C" says /k/ | <input type="checkbox"/> | "u" says /ū/ | <input type="checkbox"/> | "b" says /b/ |
| 9. Joke | <input type="checkbox"/> | "J" says /j/ | <input type="checkbox"/> | "o" says /ō/ | <input type="checkbox"/> | "k" says /k/ |
| 10. Game | <input type="checkbox"/> | "G" says /g/ | <input type="checkbox"/> | "a" says /ā/ | <input type="checkbox"/> | "m" says /m/ |

 b c d  e f g h  i j k l m n  o p q r s t  u v w x y z

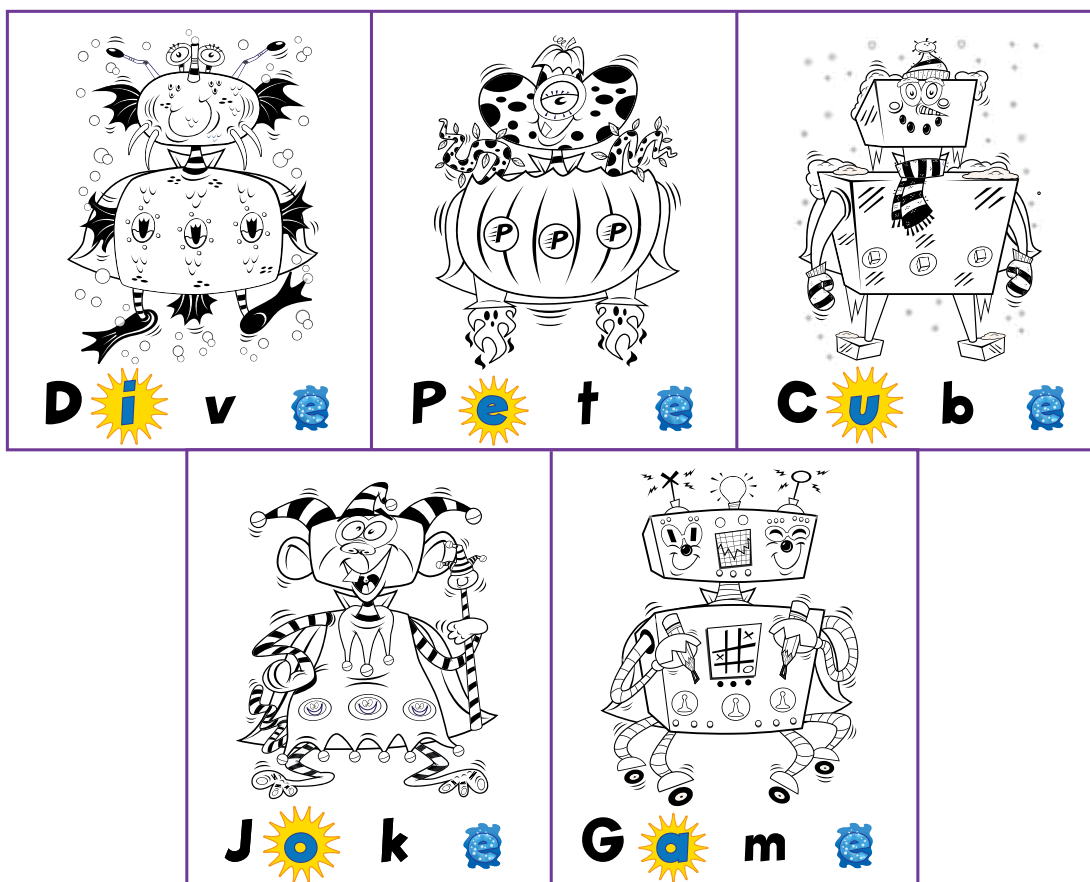




Parents, please point to each word while doing the following activity with your child.

Example

1. Parent points to and says, "Say the name Dive."
2. Child says, "Dive."
3. Parent says, "Say each letter and sound in the name Dive."
4. Child says, "'D' says /d/, 'i' says /ī/, 'v' says /v/."



Level 2

Stage 3. Spelling

☒ Check as each letter is stated or written.

Example

1. Teacher says, "How do you spell the name Dive?"

2. Child says or writes, "D-i-v-e."

6. Dive ☐ D ☐ i ☐ v ☐ e

7. Pete ☐ P ☐ e ☐ t ☐ e

8. Cube ☐ C ☐ u ☐ b ☐ e

9. Joke ☐ J ☐ o ☐ k ☐ e

10. Game ☐ G ☐ a ☐ m ☐ e

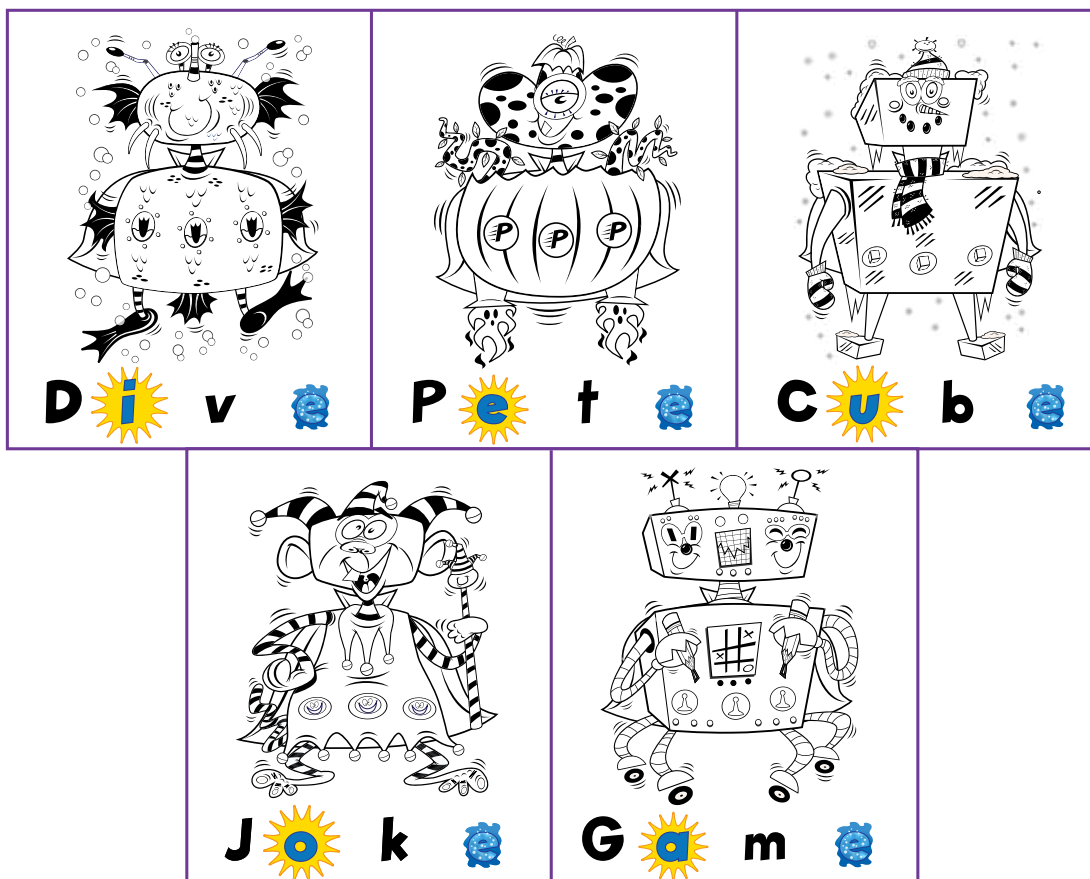




Parents, please do the following spelling activity with your child.

Example

1. Parent says, "How do you spell the name Dive?"
2. Child says or writes, "D-i-v-e."




Level 3

Stage 1. Phonemic Awareness

☒ Check as each sound is stated.

Children can count each sound on their fingers as each sound is stated.



Example

1. Teacher says, "Say the name Queen."
2. Child says, "Queen."
3. Teacher says, "What are the sounds you hear?"
4. Child says the sounds in order, "/Kw/, /ē/, /n/."

Children do not have to look at the names.

- | | | | |
|----------|-------------------------------|------------------------------|------------------------------|
| 1. Queen | <input type="checkbox"/> /Kw/ | <input type="checkbox"/> /ē/ | <input type="checkbox"/> /n/ |
| 2. Leaf | <input type="checkbox"/> /L/ | <input type="checkbox"/> /ē/ | <input type="checkbox"/> /f/ |
| 3. Rain | <input type="checkbox"/> /R/ | <input type="checkbox"/> /ā/ | <input type="checkbox"/> /n/ |
| 4. Soap | <input type="checkbox"/> /S/ | <input type="checkbox"/> /ō/ | <input type="checkbox"/> /p/ |






Parents, please do the following listening activity without your child looking at this paper.

Example

1. Parent says, "Say the name Queen."
2. Child says, "Queen."
3. Parent says, "What are the sounds you hear?"
4. Child says the sounds in order, "/Kw/, /ē/, /n/."



Level 3

Stage 2. Phonics

☒ Check as each letter and sound is stated.

Children need to look at the names on the cards, poster or this list.

Example

1. Teacher points to and says, "Say the name Queen."
2. Child says, "Queen."
3. Teacher says, "Say each letter(s) and sound(s) in the name Queen."
4. Child says, "'Qu' says /Kw/, 'ee' says /ē/, 'n' says /n/."

Queen

Leaf

Rain

Soap

- | | | | | | | |
|-----------|--------------------------|----------------|--------------------------|---------------|--------------------------|--------------|
| 11. Queen | <input type="checkbox"/> | "Qu" says /Kw/ | <input type="checkbox"/> | "ee" says /ē/ | <input type="checkbox"/> | "n" says /n/ |
| 12. Leaf | <input type="checkbox"/> | "L" says /L/ | <input type="checkbox"/> | "ea" says /ē/ | <input type="checkbox"/> | "f" says /f/ |
| 13. Rain | <input type="checkbox"/> | "R" says /R/ | <input type="checkbox"/> | "ai" says /ā/ | <input type="checkbox"/> | "n" says /n/ |
| 14. Soap | <input type="checkbox"/> | "S" says /S/ | <input type="checkbox"/> | "oa" says /ō/ | <input type="checkbox"/> | "p" says /p/ |





Parents, please point to each word while doing the following activity with your child.

Example

1. Parent points to and says, "Say the name Queen."
2. Child says, "Queen."
3. Parent says, "Say each letter(s) and sound(s) in the name Queen."
4. Child says, "'Qu' says /Kw/, 'ee' says /ē/, 'n' says /n/."



Level 3

Stage 3. Spelling

☒ Check as each letter is stated or written.

Example

1. Teacher says, "How do you spell the name Queen?"

2. Child says or writes, "Q-u-e-e-n."

6. Queen ☐ Qu ☐ ee ☐ n

7. Leaf ☐ L ☐ ea ☐ f

8. Rain ☐ R ☐ ai ☐ n

9. Soap ☐ S ☐ oa ☐ p





Parents, please do the following spelling activity with your child.

Example

1. Parent says, "How do you spell the name Queen ."
2. Child says or writes, "Q-u-e-e-n."

