

# 2023 BC-25 HD SW & DW

BY BCROASTERS.COM

THE 2023 BC-25 CONTINUES TO GROW IN NEW FEATURES EACH YEAR. AND 2023 ADDS SIX NEW FEATURES TO HELP THE ROASTMASTER PRODUCE THE FINEST IN COFFEE ROASTING:

1. **NEW FRONT BEARING SYSTEM THAT ALLOWS ON THE FLY DRUM ALIGNMENTS**
  2. **EASY ACCESS TO BACK DRUM SYSTEM FOR MAINTENANCE**
  3. **A NEW BACK DRUM SHAFT WHEEL FOR QUICK REMOVAL OF BEANS IN THE EVENT OF A POWER OUTAGE WHILE ROASTING**
  4. **TWO WAYS TO CONTROL AIRFLOW VIA THE MANUAL DIAL DAMPER PLUS PRECISE AIR FLOW CONTROL VIA A FAN SPEED CONTROLLER POWERED BY A 3 PHASE MOTOR AND CONVERTER**
  5. **NEW FRONT ENTRY DOOR TO BURNER ROOM ALLOWING QUICK MAINTENANCE WHEN NEEDED**
  6. **NEW DATA LOGGER COMPUTER CHIP TO ALLOW DIRECT BLUETOOTH CONNECTIVITY WHILE USING ARTISAN SOFTWARE.**
- ADD ALL THE ABOVE TO THE MANY PREVIOUS FEATURES WE HAVE ADDED OVER THE LAST SEVERAL YEARS AND YOU HAVE THE MOST ADVANCED BC-8 ROASTER AVAILABLE.**

THE BC-25 HD IS THE WORKHORSE IN THE BC LINE. IT WILL ROAST UP TO 125LB. PER HOUR. IT FEATURES EASY TO USE CONTROL PANEL WITH BUILT IN SAFETY FEATURES SUCH AS PILOT LIGHT, EMERGENCY SHUT OFF CONTROL AND MANY OTHER FEATURES TO ENSURE SAFE OPERATION. COMPLETE AIRFLOW CONTROL VIA THE MDDS AIRFLOW SYSTEM. LED LAMP TO LIGHT THE WAY AND LOCKING CASTERS TO MAKE FOR EASY MOVING AND SETUP. DIRECT CONNECT CHAFF UNIT FOR REDUCED FOOTPRINT AND GREATER EFFICIENCY.

IN 2022 WE ADDED MORE HEAVY DUTY FEATURES SUCH AS A NEW HD CHAFF FAN AND HD GAS GAUGE PLUS NEW CUSTOM MADE 3MM THICK THERMOCOUPLES FOR QUICK RESPONSE. A MAG AIRFLOW GAUGE IS INCLUDED & YOU CAN ALSO ADD AN OPTIONAL COOLING TRAY COVER.

**“GET YOUR ROAST ON!”**




BC-25 HD	GAS TYPE
Batch Size	6-25lb.
Roasting Time	10-15 minutes
Production	96-125lb.hr
Heat Source	NG/LPG
Voltage	220V
Wattage	1200W
Drum Motor	200W
Chaff Fan Motor	370W
Cooling Fan Motor	370W
MIXING ARM	90W
BTU	120,000
NG PRESSURE	7-14WC
LPG PRESSURE	MAX. 16-20WC
Gas Consumption	1.2kg/hr
Roaster Dim.	66x42x74 (LxWxH)
Roaster Weight	1254lb.
Package Dimensions	71x46x65 1365lb.

## FEATURES

DRUM TYPE  
DATA LOGGING  
THERMOCOUPLES  
CONTROL PANEL  
WARRANTY  
PARTS AVAILABLE  
110V CONVERTER  
TYPE  
DATA LOGGING

Single or Double Wall  
2 OMRON CONTROLS w/BT & ET  
K-TYPE for BT & ET  
BT & ET VIEW ON PANEL  
1 YEAR PARTS & INSTRUCTION  
10 Year Parts Available Guarantee  
Optional 110V Voltage Converter  
3000W may be purchased separate.

# NEW FEATURES FOR 2023!



**NEW FRONT BEARING SYSTEM**



**EASY ACCESS BELT COVER**



**NEW DRUM SHAFT WHEEL**



**NEW PRECISE ELECTRONIC AIRFLOW CONTROL**

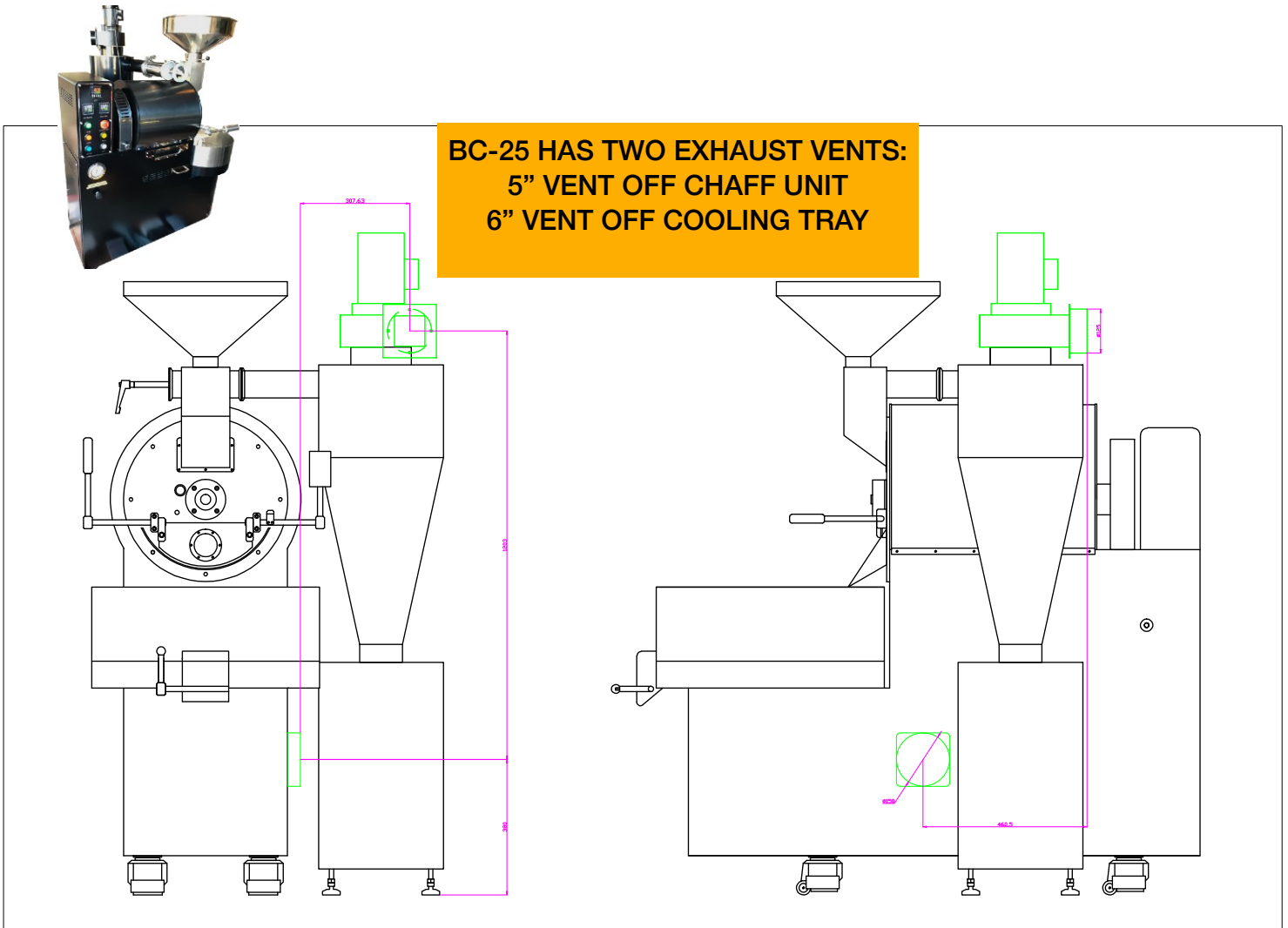


**FRONT BURNER ROOM DOOR**

**PLUS NEW BLUETOOTH DIRECT CHIP FOR ARTISAN!**


**THE BC-25 HD IS A HEAVY DUTY ROASTER BUILT WITH A CARBON STEEL BODY WITH APPROVED POWDER COAT HIGH TEMPERATURE BODY IN BLACK, RED OR WHITE. THE HOUSINGS COME IN A VARIETY OF CHOICES.**

**TWO EXHAUST PIPE COMES OFF THE BC-25. The CHAFF EXHAUST AT 5" AS SHOWN BELOW AND CAN BE EXHAUSTED SEPARATELY OUT OF BUILDING OR JOINED WITH A BLAST DAMPER OR BACKDRAFT DAMPER ABOVE CHAFF UNIT. (6" HIGH TEMPERATURE VENTING IS RECOMMENDED WHEN VENTING EACH SEPARATELY)**



### **COMPUTER DATA LOGGING VIA ARTISAN SOFTWARE**

**RECORD ROASTS VIA USB OR BLUETOOTH TO DUPLICATE PROFILES USING ARTISAN SOFTWARE.**



### **ARTISAN SOFTWARE**

Do your part to Keep Artisan Alive and Well.

Donate to Artisan Here:

<https://artisan-scope.org/donate/>

DO YOUR PART!

### **CONSIDER**

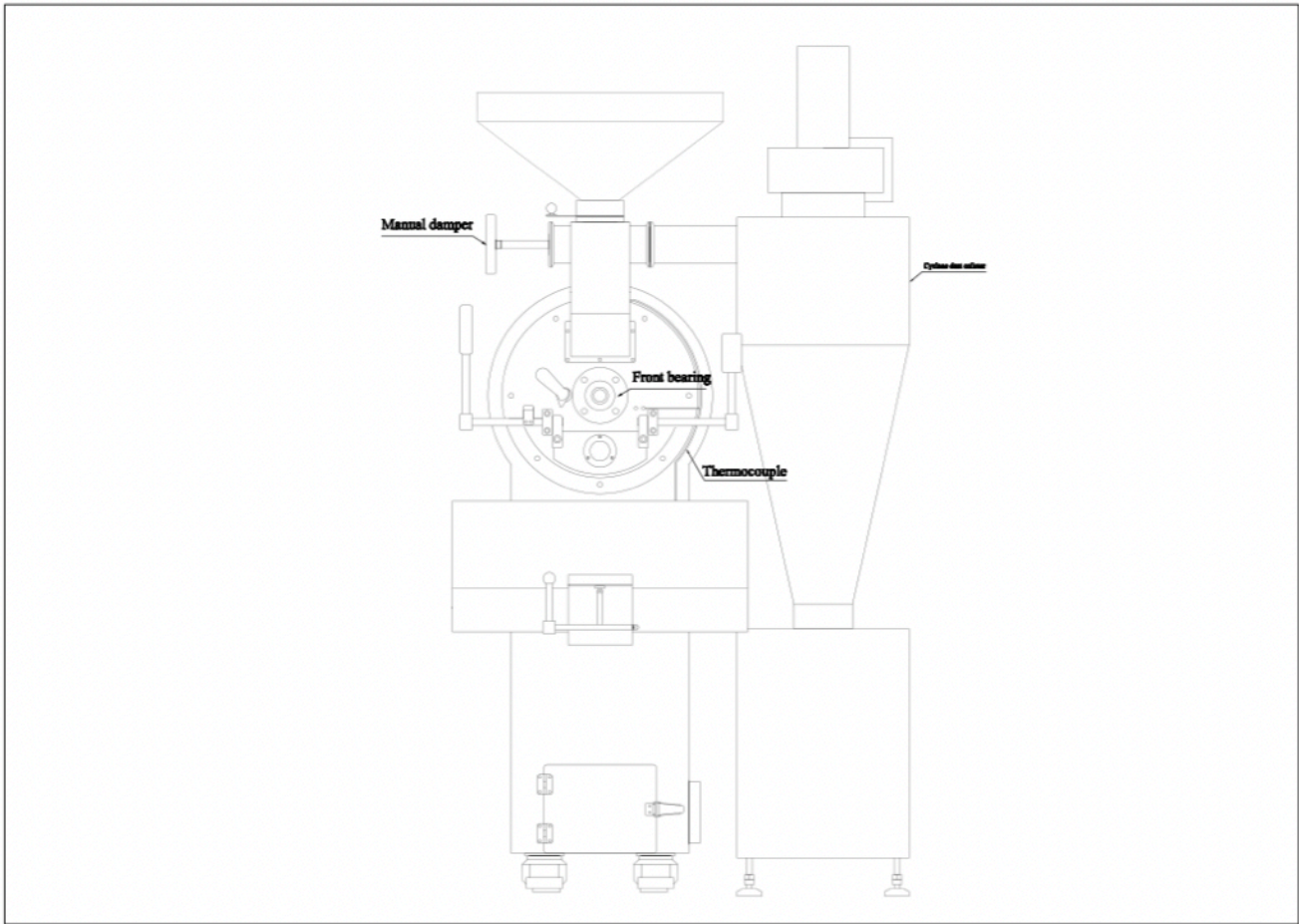
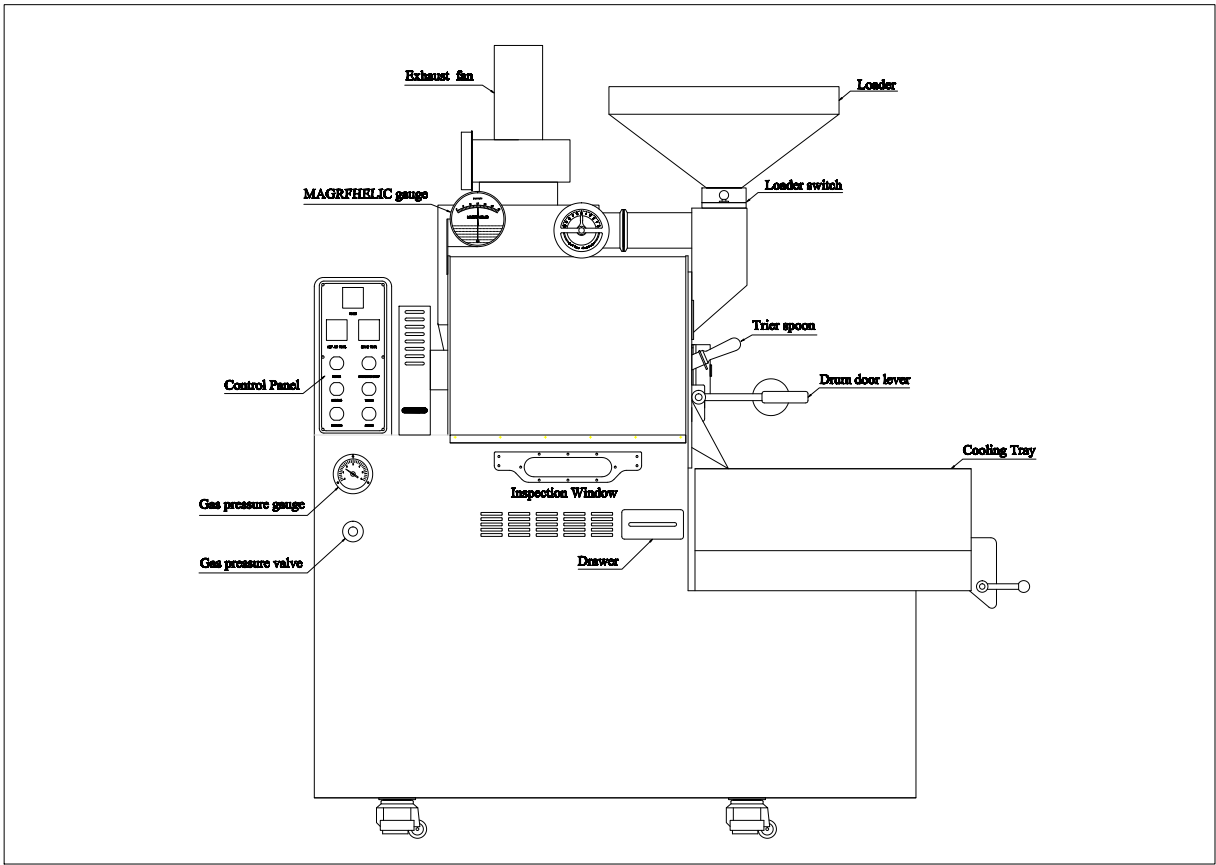
### **ARTISAN PLUS**

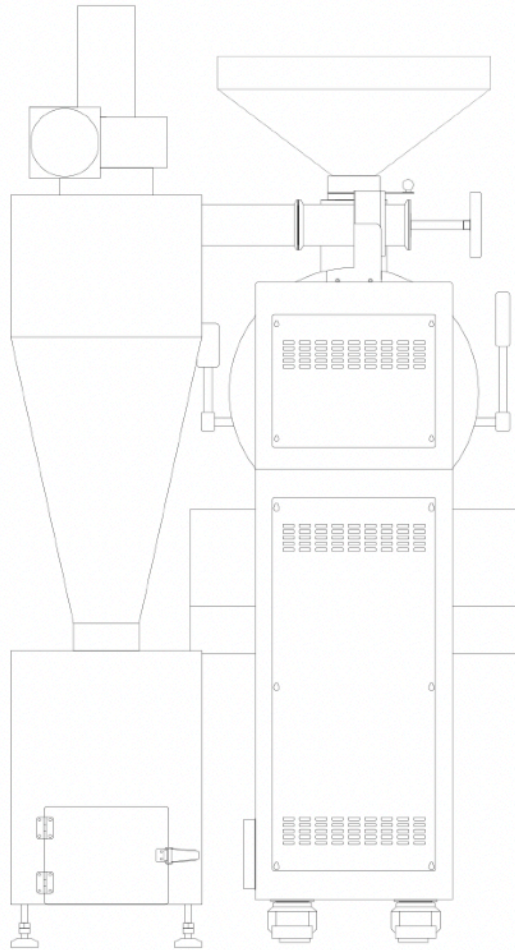
<https://shop.artisan.plus>



artisan+







**BC ROASTERS NOW COME IN 3 BODY COLORS:**  
**BLACK, RED & WHITE**



**BLACK BODY WITH BLACK  
CHECKERED HOUSING**



**RED BODY WITH GOLD  
CHECKERED HOUSING**



**WHITE BODY WITH  
ROSE GOLD HOUSING**





**ROSE GOLD**

**SOLID COLORS**




**STAINLESS**




**BLACK TITANIUM**

**TEXTURED HOUSINGS**


**CHECKERED**



**CHECKERED  
BLACK**



**CHECKERED  
GOLD**



**CHECKERED  
SILVER**

**NEW FOR 2021**

**SILVER  
RAINDROP**



**GOLD  
MOSAIC**



**BODY COLORS:**

**BLACK, RED OR WHITE**

**SOLID HOUSING COLORS: ROSE GOLD, BLACK TITANIUM, STAINLESS**

**TEXTURE HOUSINGS: CHECKERED GOLD, CHECKERED BLACK OR CHECKERED SILVER**

**NEW!: SILVER RAINDROP & GOLD MOSAIC**

**FOR MORE INFORMATION SEE:**

**BCROASTERS.COM**

**HTTP://WWW.BUCKEYECOFFEE.COM/BC-COFFEE-ROASTERS.HTML**

**BC ROASTERS  
BUCKEYE, ARIZONA 85326  
TONOPAH, ARIZONA 85354**

# BC-25 COMMERCIAL COFFEE ROASTER

- \*FLOOR MODEL WITH HD CASTER WHEELS
- \*DIRECT CONNECT CHAFF UNIT FOR SMALLER FOOTPRINT
- \*CHOICE OF ALL ELECTRIC OR GAS MODELS

<b>SIZE (LxWxH)</b>	66x42x74"
<b>WEIGHT</b>	1254LB
<b>MINIMUM CLEARANCE FROM COMBUSTABLE MATERIALS</b>	18-24"
<b>ROASTING CAPACITY</b>	5-25LB SINGLE WALL 2 TO 25LB DOUBLE WALL
<b>ROAST TIME &amp; ROASTS PER HOUR</b>	9-14 MINUTES (5 ROASTS PER HOUR GAS. 3.5 PER HOUR ELECTRIC)
<b>DRUM INFORMATION</b>	<b>SW DRUM:</b> 5MM SUPERIOR 304SS CONTAINS 18% CHROMIUM AND 8% NICKEL <b>DW DRUM:</b> HAS TWO LAYERS: ONE OF 3MM & ONE 2MM 304SS WITH 6MM OF AIR CUSHION. SS WELDING (11MM TOTAL THICKNESS ON DW)
<b>ELECTRIC STATS:</b>	<b>GAS MODEL:</b> SINGLE PHASE 220V 50/60HZ 1200W REQUIRES STANDARD 15A BREAKER
<b>ELECTRICAL PLUG TYPE</b>	<b>GAS MODELS:</b> 20A 250V 3 WIRE NEMA 6-20P
<b>FUEL CHOICES ON GAS MODELS</b>	LPG GAS STANDARD WITH MODELS. NATURAL GAS CONVERSION KITS OFFERED FOR CUSTOMER INSTALLATION ONLY.
<b>BURNER INFORMATION ON GAS MODELS</b>	SW & DW BURNERS: 32
<b>BTU REQUIRMENTS</b>	125,000 BTU MINIMUM REQUIRED FOR NG LINE
<b>GAS PRESSURE</b>	<b>LPG:</b> 12-16WC (3-4KPA) MARSHALL 1912/197 REGULATOR RECOMMENDED <b>NG:</b> 7-14WC

<b>EXHAUST SETUP</b>	
<b>EXHAUST PIPE REQUIREMENTS</b>	POSITIVE PRESSURE EXHAUST VENTING WITH MINIMUM CLEARANCE 18-24" FROM COMBUSTABLE MATERIALS
<b>MAXIMUM VENTING LENGTHS</b>	20-25' FROM CHAFF UNIT. DEDUCT 3-5' FOR 45-90 DEGREE PIPE ELBOWS. IF YOU MUST VENT AT LONGER LENGTHS CONSULT A LOCAL TECHNICIAN ON USE OF POSSIBLE BOOSTER FANS
<b>MAXIMUM EXHAUST TEMPERATURES</b>	425-475F
<b>CHAFF UNIT HIGH TEMP.</b>	300-350F
<b>COOLING TRAY HIGH TEMP.</b>	200F
<b>DATA LOGGING VIA ARTISAN OR CROPSTER</b>	BUILT IN DATA LOGGER ATTACHES TO COMPUTER (PC OR MAC) VIA USB OR BLUETOOTH
<b>K TYPE THERMOCOUPLES</b>	BT & ET WITH TWO ADDITIONAL PREDRILLED CAPPED THREADED HOLES TO ADD OR ADJUST LOCATION OF PROBES
<b>MANUFACTURED IN CHINA FOR BC ROASTERS</b>	CUSTOM BUILT FOR BC SPECS IN USA AND OVER 200 LANDS

**FOR MORE INFORMATION SEE:**

**BCROASTERS.COM**

**HTTP://WWW.BUCKEYECOFFEE.COM/BC-COFFEE-ROASTERS.HTML**

**BC ROASTERS  
BUCKEYE, ARIZONA 85326  
TONOPAH, ARIZONA 85354**