

Element
conference





72" - 96"



120" - 192"



216" - 240"



Tabletop Sizes

Element table is available in widths ranging from 72" to 240" and depths from 48" to 60". For more information, please reach out to Cornerstone Furniture.

Features

- Bases are available in 6" or 10" widths. The 10" base hides floor cores and neatly conceals a power and data unit without the need for wire management rails.
- Option for power / data. Includes wire management tracks.
- Wire management rails are 8" high.
- Top options include glass, quartz, solid surface, veneer, and laminate.
- Standard seated height is 29", which includes a 1-1/4" thick top.
- Option for access doors.



6" Base Specifications

Table Width	Base Dimensions
48"	6" x 24"
60"	6" x 30"



10" Base Specifications

Table Width	Base Dimensions
48"	10" x 24"
60"	10" x 30"



Features



Individual Bases

- 6" or 10" Base
- Laminate or Veneer Finish



Base & Wire Management Rails

- 6" or 10" Base
- 8" High Wire Management Rails
- Laminate or Veneer Finish


Rectangle (RE)




Arced End Rectangle (AR)



Boat (BT)



Racetrack (RT)




Tabletop Shapes

Tabletop Shapes include standard Rectangle, Arced-End Rectangle for softened corners, Boat shape for a wider center profile, and Racetrack with continuous curved ends. Each shape is engineered to maintain optimal proportions and functionality across various sizes.



Flat Edge



Knife Edge

Flat & Knife Edges

Flat and Knife Edge options feature 3mm edge banding with a 1.25" thick tabletop. Both edge styles are available on all standard tabletop shapes.



Interlink



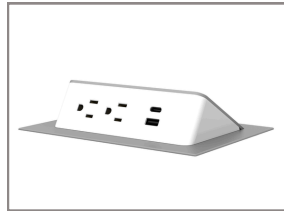
Interlink | Under Table



A Duo | Clamp-On



A Duo | Under Table




A Duo | Pop-Up




A Duo | Bezel

Power & Data


Power & Data units offered in the following configurations: Interlink, Interlink Under Table, A Duo Clamp On, A Duo Under Table, A Duo Pop-Up, and A Duo Bezel, available in standard Silver or Black finishes. Interlink units come with a 72" cord or 72" hardwire option. A Duo units offer 6' or 10' cords, or hardwired options.



Brite White - 459
Formica®



Classic White - 9244
Formica®




Antique White - 932
Formica®




Oyster Gray - 929
Formica®




Sarum Grey - 2770
Formica®




Earth - 5342
Formica®



Zen Grey - 9243
Formica®



Storm - 912
Formica®



Graphite - 837
Formica®



Black - 909
Formica®

Standard Finishes | Solid Color Laminate

Standard finishes consisting of solid color laminates and laminate woodgrains. We carefully align laminate wood grains on 2 piece tops for the best possible match. 3+ tops are not grain matched. Actual colors may differ from the images shown. For the most accurate match, please refer to a laminate color chip or request a sample from Formica®



Natural Maple - 756
Formica®



Natural White Oak - 9038
Formica®



Ginger Rout Maple - 7288
Formica®



Wild Cherry - 5904
Formica®



Acajou Mahogany - 7008
Formica



Ceruse Gray Walnut - 6994
Formica®



Camel Elm - 5795
Formica®



Planked Coffee Oak - 7413
Formica®




Formal Walnut - 5782
Formica®



Graphite Elm - 5796
Formica®

Standard Finishes | Laminate Woodgrain


Standard finishes consisting of solid color laminates and laminate woodgrains. We carefully align laminate wood grains on 2 piece tops for the best possible match. 3+ tops are not grain matched. Actual colors may differ from the images shown. For the most accurate match, please refer to a laminate color chip or request a sample from Formica®



Natural Walnut #NW1



Light Walnut #LW2



Brown Walnut #BW3



Grey Walnut #GW4



Natural Oak #NO1



Brown Oak #BO2



Grey Oak #GO3

Standard Finishes | Veneers

Actual colors and textures may differ from the images shown. For the most accurate match, please request a veneer sample from Cornerstone Furniture.

