

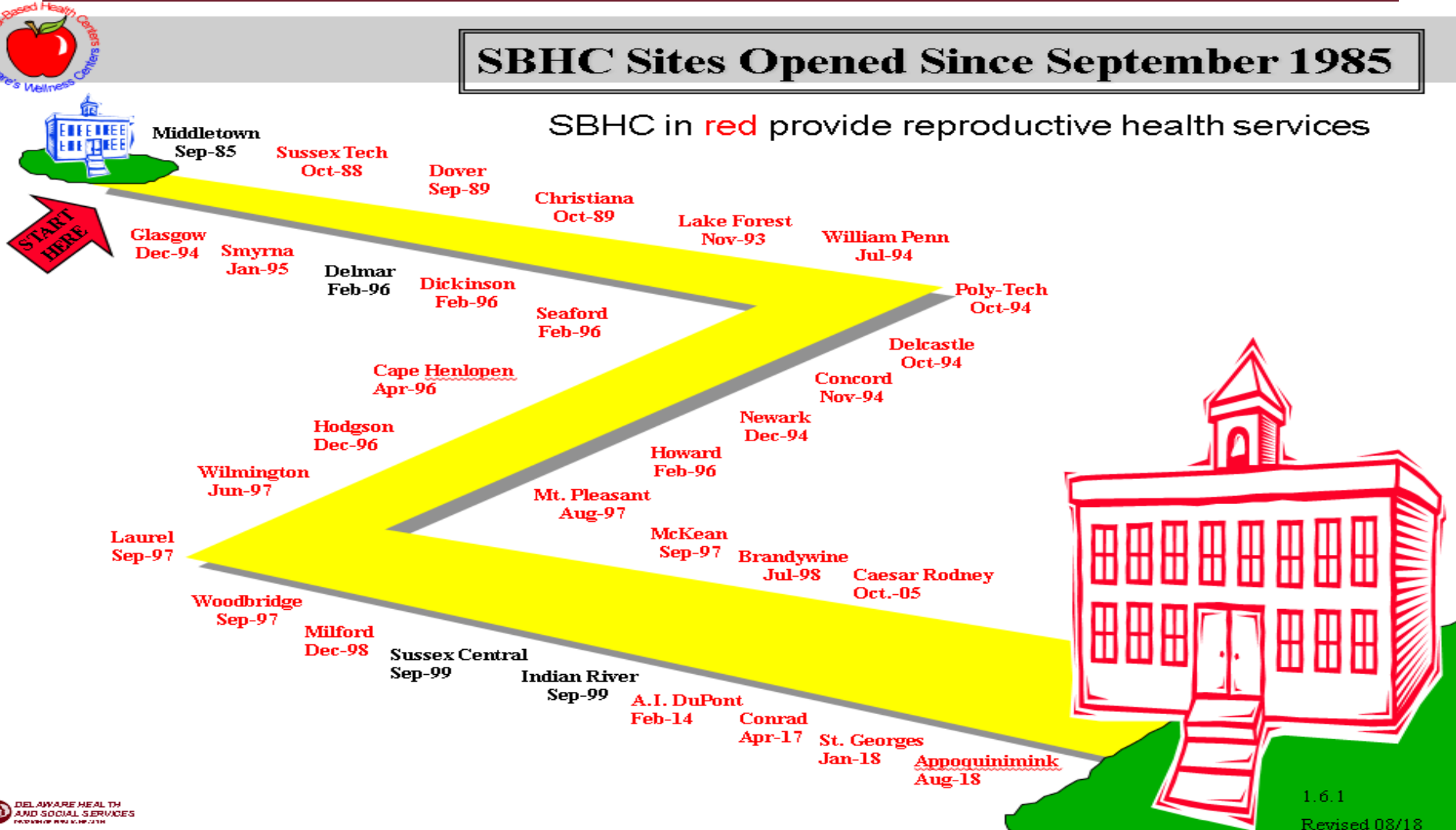


SCHOOL-BASED HEALTH/WELLNESS CENTERS (SBHCS)

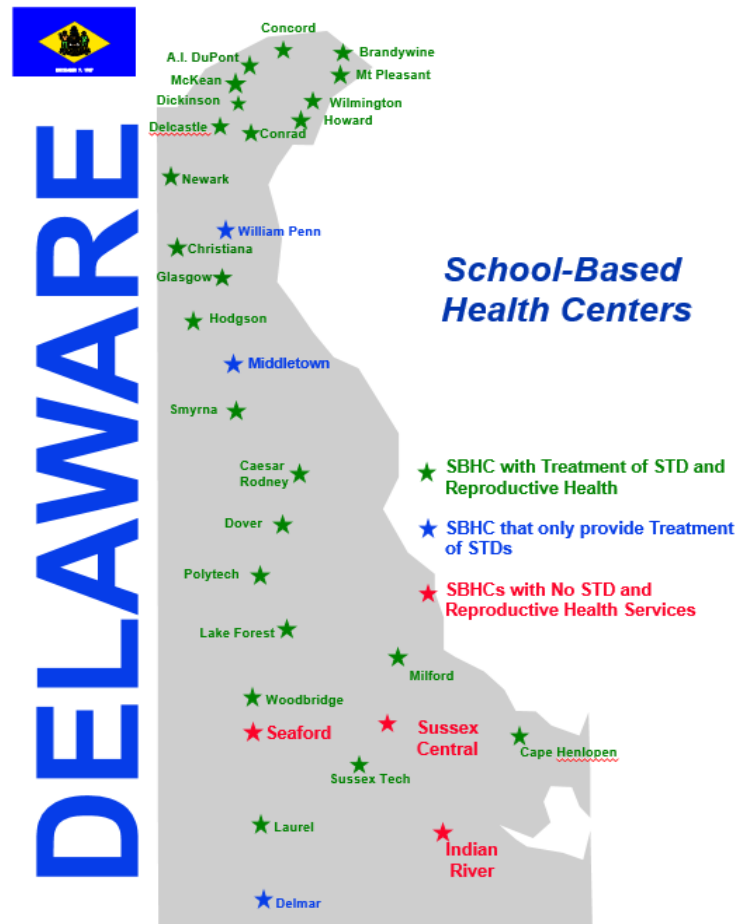
SBHC YELLOW BRICK ROAD

SBHC Sites Opened Since September 1985

SBHC in **red** provide reproductive health services



STATE PRESENCE WITHIN THE STATE



MAJOR FOCUS OF DELAWARE SBHCS

- Accessibility
- Risk Assessment
- Screenings
- Prevention
- Interventions



ACCESSIBILITY

A TWO-YEAR COMPARISON

SCHOOL ENROLLMENT & SBHC ENROLLMENT

	SY2016 Totals	SY2017 Totals
Total School Enrollment	35,804	36,648
Total students enrolled in SBHC	22,293	22,880
Percentage Enrollment	62.3%	62.4%

*A slight decrease but overall school enrollment increased





RISK ASSESSMENTS

A TWO-YEAR COMPARISON

SBHC UNDUPLICATED VISITS VS COMPLETED RISK ASSESSMENTS

	SY2016 Totals	SY2017 Totals
Total students enrolled in SBHC	22,293	22,880
Percentage of Risk Assessments Completed	56.5%	54.9%





SCREENINGS

A TWO YEAR COMPARISON

SBHC PREGNANCY TEST AND POSITIVE PREGNANCY

	SY2016 Totals	SY2017 Totals
# of Pregnancy Tests	1,514	1,330
# of Positive Pregnancy	71	75



SBHC STI SCREENS AND POSITIVE STI

	SY2016 Totals	SY2017 Totals
# of STI Tests	1,078	2,542
# of STI Positive	187	221





PREVENTION

HEALTH EDUCATION PRESENTATIONS

- Monthly Health-Themed Presentations (National Nutrition Month, National Heart Healthy Month, etc.)
- Health Fairs
- 8-week Making Proud Choices Program (Pregnancy/STI Risk Reduction)
- 6-week Be Proud! Be Responsible Program (Pregnancy/STI Risk Reduction)
- 10-week Wise Guy Program (Male Responsibility Emphasis)



INTERVENTION

A TWO-YEAR COMPARISON

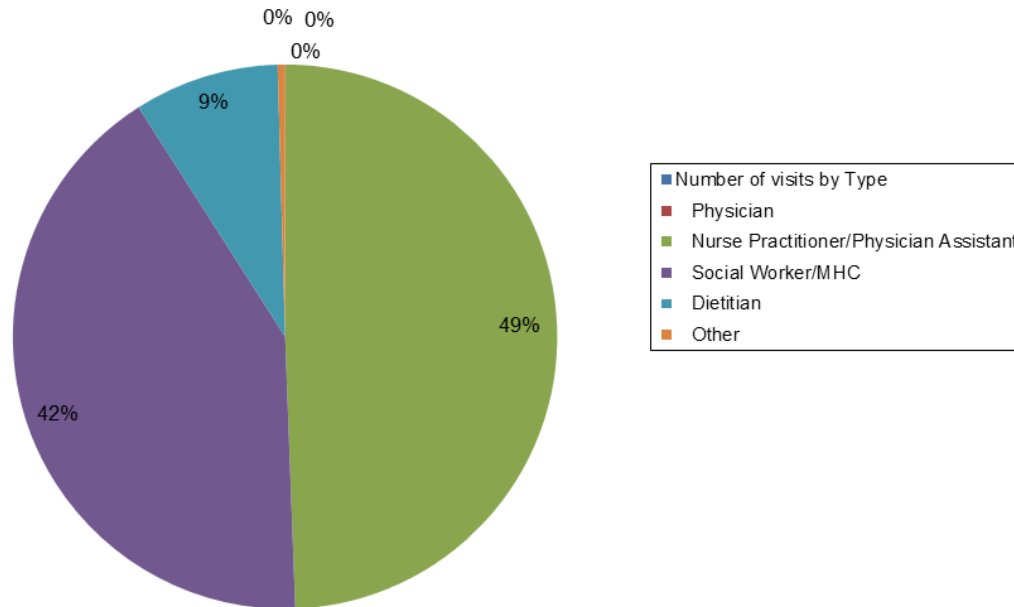
SBHC AND THE NUMBER OF INTERVENTIONS BY DIAGNOSES

	SY2016 Totals	SY2017 Totals
All Diagnosis	77,862	85,574



SBHC BY PROVIDER TYPE SY2016

Visits by Provider Type



SBHC BY PROVIDER TYPE SY2017

Visits by Provider Type

