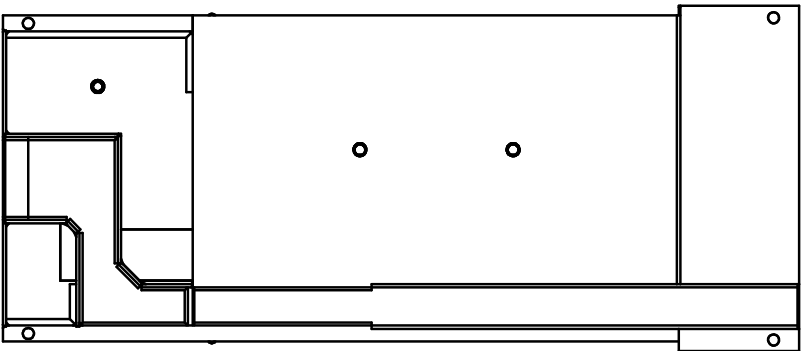
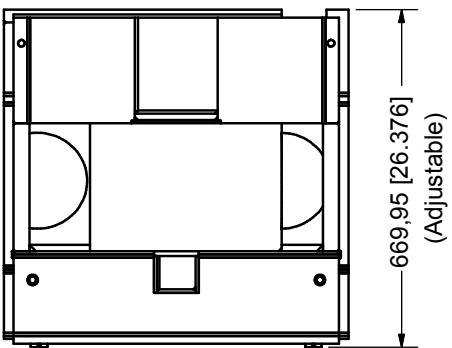
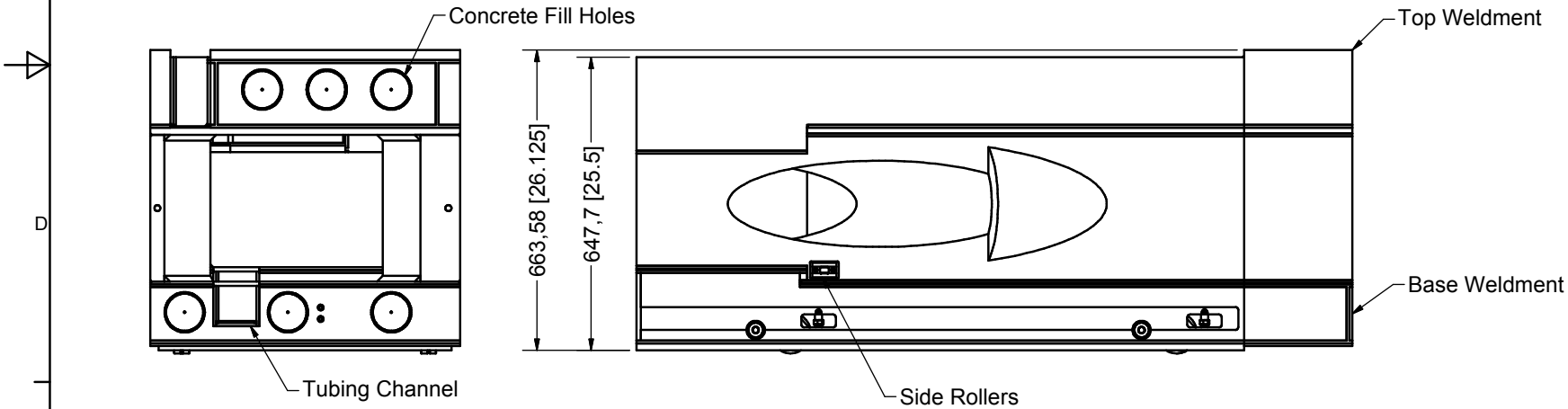
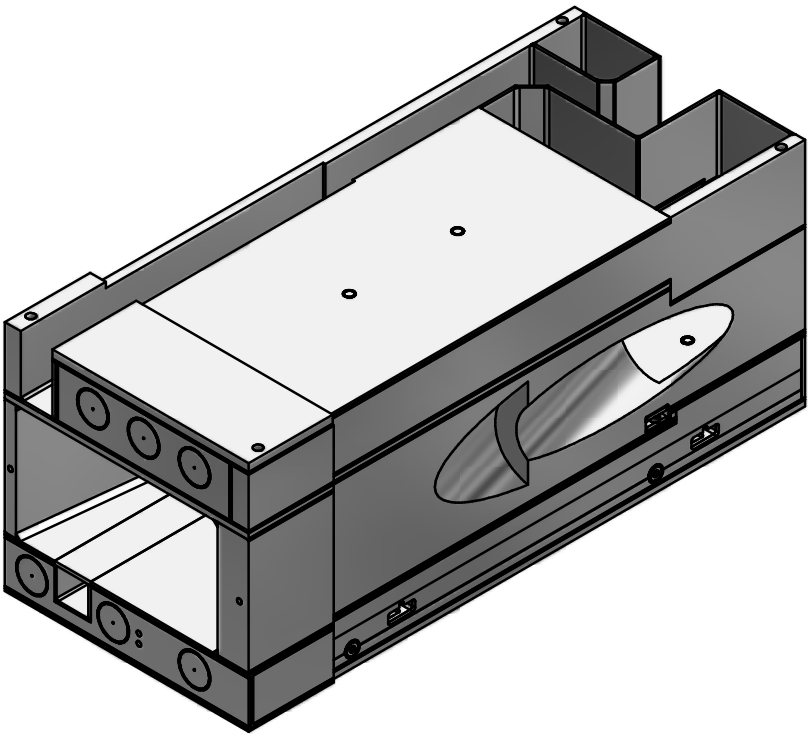
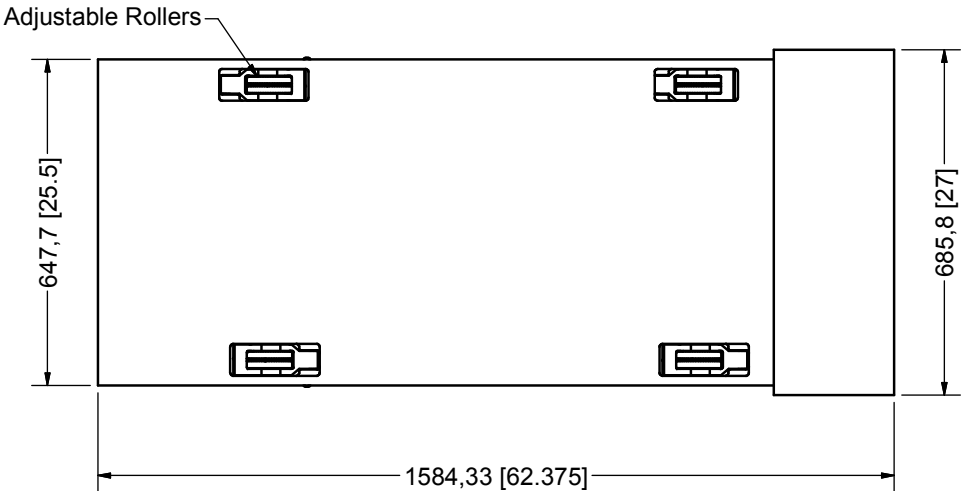





REVISION HISTORY				
ZONE	REV	DESCRIPTION	DATE	APPROVED
n/a	0	Initial Release	2014-08-04	J Stranger



Notes:

- 1) Fill with empty spaces MS1-a concrete mixture for radiation shielding.
- 2) Weld in vented cover plates. Cover plates must be vented to allow gases to escape.

First Angle Projection All dimensions are mm [in] inch dimensions are reference				Drawing Standard: ANSI Y14.5M-1994		Date		ADC Inc. 126 Ridge Road Lansing, NY 14882 Phone: 607.533.3531 / Fax: 607.533.3618 E-mail: adc@adc9001.com / Web: www.adc9001.com											
Material		Protective Finish		Drawn by		2014-08-04													
None		None		Design by		2014-07-24													
<p>This drawing is the property of ADC USA, Inc. Any disclosure, use, and/or reproduction of this drawing or the designs contained herein by the client or any of its collaborators, suppliers, etc, without prior written consent of ADC USA, Inc. is prohibited. 2-D drawings are provided for review purposes only and must be destroyed after review or kept confidential at all times. ADC USA, Inc. is not responsible for the unauthorized use and/or alteration of this drawing or the designs contained herein. Any violation of this agreement is open to possible legal action. The governing laws of the State of New York apply to all legal issues for this matter.</p>				UNLESS OTHERWISE SPECIFIED				<h1>Cryostat Plug Assembly</h1> <table><tr><td>Part Number</td><td>Revision</td><td>Size</td><td>Sheet</td></tr><tr><td>00024124_2DOverview</td><td>0</td><td>A2</td><td>1 / 1</td></tr></table>				Part Number	Revision	Size	Sheet	00024124_2DOverview	0	A2	1 / 1
				Part Number	Revision	Size	Sheet												
				00024124_2DOverview	0	A2	1 / 1												
				All Dimensions BASIC															
				 N7 machined surfaces															
 0.13 0.38																			