



Special Order Axle Confirmation

Fax: _____

Attn: _____

Sold To: _____



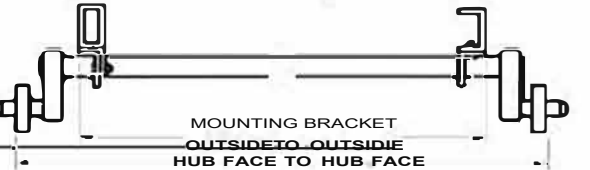






Ship To: _____

Customer#: _____ Customer PO: _____

Part #: _____

Customer Order#: _____

Ship via: _____

Tubular Axle: <input type="checkbox"/> Beam Only		TorflexAxle: <input type="checkbox"/> Square Tube only!	
Axle Tube: <input type="checkbox"/> Round (Std) <input type="checkbox"/> Square		Spindle: <input type="checkbox"/> Short <input type="checkbox"/> Long	
Brake: <input type="checkbox"/> Idler <input type="checkbox"/> Idler Flgd <input type="checkbox"/> Electric <input type="checkbox"/> Single Servo Hyd <input type="checkbox"/> Duo Servo Hyd <input type="checkbox"/> Freeback <input type="checkbox"/> Hyd Disc <input type="checkbox"/> w/ Parking Brake <input type="checkbox"/> Air <input type="checkbox"/> ABS <input type="checkbox"/> Spring Brakes <input type="checkbox"/> Fre eback Marine		  	
Spindle Type <input type="checkbox"/> Straight <input type="checkbox"/> 4" Drop <input type="checkbox"/> 6" Drop <input type="checkbox"/> EZLube <input type="checkbox"/> Nev-R-Lube <input type="checkbox"/> Oil <input type="checkbox"/> Std Grease <input type="checkbox"/> W/ Brake Flange		Torflex Start Angle 0 <input type="checkbox"/> 10Up <input type="checkbox"/> 22.5Up <input type="checkbox"/>    10Down <input type="checkbox"/> 22.5Down <input type="checkbox"/> 45Down <input type="checkbox"/>   	
Cambered: <input type="checkbox"/> Yes <input type="checkbox"/> No Drop Center (V-Camber): <input type="checkbox"/> Yes <input type="checkbox"/> No Stud Size: <input type="checkbox"/> 1/2 <input type="checkbox"/> 5/8 Flanged <input type="checkbox"/> 9/16 <input type="checkbox"/> 5/8 Coned		Capacity: _____ Bolt Pattern: _____ Hub Face: _____ Spring Center/Outside Bracket: _____ Axle Finish: <input type="checkbox"/> Painted (Std) <input type="checkbox"/> Galvanized	
AP Brackets: <input type="checkbox"/> Less AP Brackets (Topmount) <input type="checkbox"/> w/ AP Brackets (Sidemount)		Overslung: <input type="checkbox"/> Underslung: <input type="checkbox"/> Hub. Dia. For 2K 545 <input type="checkbox"/> 5.5, 8-12" Wheels <input type="checkbox"/> 6.5, 12-15" Wheels	
Additional Options: _____			

How Many: _____

THANK YOU FOR YOUR ORDER! TO HELP US AVOID DELAYS AND PROVIDE YOU WITH THE PRODUCTS YOU NEED FOR YOUR PRODUCTION, PLEASE DOUBLE CHECK THE MEASUREMENTS AND ADVISE US OF ANY CORRECTIONS.

I VERIFY THAT THE PARTS/AXLES INDICATED ABOVE ARE CORRECT AND ACKNOWLEDGE THAT ALL SPECIAL ORDER AXLES ARE NON-REFUNDABLE AND MAY REQUIRE A DEPOSIT.

Customer Signature(required): _____ Date: _____

For questions or concerns, contact us at: 844-898-8687 or 936-349-5110 email: texasmadetrailerpin@gmail.com