

VIRGINIA 4-H MILITARY CLUB CENTER STAFF TRAINING

Overview of TAKE A STAND

Bullying Prevention Program

*Developed By: TEXAS A&M AgriLife EXTENSION'S 4-H Youth Development Program
& Texas Rural Mediation Service*

Training Provided By: Virginia 4-H Military Partnership



Virginia Cooperative Extension

Virginia Tech • Virginia State University

www.ext.vt.edu



Overview Of the Curriculum

- Why this curriculum?
- Overview of bullying and cyberbullying
- What is “Take A Stand?”
- Lesson Themes
- Sample Activities
- Implementation of Program
- Program Evaluation



TAKE A STAND



Why this curriculum?

The ***Take A Stand*** Curriculum:

- Targets four levels.
 - K-2, 3-5 grades, 6-8 grades, 9-12 grades
- Utilizes researched-based information.
- Teaches youth to work out conflict with peaceful methods.
- Teaches youth skills in communication, teamwork, cultural awareness, and etiquette.



Why Bully Prevention Curriculum?

- 28% of students nationwide in grades 6- 12 experience bullying.¹
- 20% of students nationwide in grades 9 – 12 experienced bullying.²
- 23% of public schools reported that during the 2009 – 2010 school year, bullying occurred among students on a daily or weekly basis.³
- A higher percentage of middle school students reported being bullied than high school students.³

Source: 2010 – 2011 School Crime Supplement, National Center for Education Statistics and Bureau of Justice Statistics¹
2013 Youth Risk Behavior Surveillance System, Center for Disease Control and Prevention ²
2012 Indicators of School Crime and Safety, National Center for Education Statistics.³



What is Bullying?

Bullying behavior is a series of unwanted, aggressive behaviors that include an imbalance of power.

In order to be considered bullying, the behavior must be aggressive and include:

- An Imbalance of Power
- Repetition

Source: Stopbullying.gov

What is Bullying?

- Bullying is a form of youth violence and can result in the following:
 - physical injury
 - social and emotional distress
- Victimized youth are at increased risk for mental health problems such as:
 - depression and anxiety
 - psychosomatic complaints such as headaches
 - poor school adjustment.
- Youth who bully others are at increased risk for the following:
 - substance abuse
 - academic problems
 - violence later in adolescence and adulthood.

(Understanding Bullying, Center for Disease Control, 2013)



What is Bullying?

Bullying can take many forms such as:

- Physical bullying, such as hitting or punching
- Verbal bullying, such as teasing or name-calling
- Nonverbal or emotional bullying, such as intimidating someone through gestures or social exclusion
- Cyberbullying

Cyberbullying Includes...

- Using the Internet, mobile phones or other cyber technology to:
 - Send mean text, email, or instant messages
 - Post nasty pictures or messages about others in blogs or on Web sites
 - Use someone else's user name to spread rumors or lies about someone
 - Intentionally exclude someone from an online group

How Common is Cyberbullying?

- ▶ 6% of all youth experienced cyberbullying. ¹
- ▶ 14.1% of 6th graders, 18.8% of 7th graders and 19% of 8th graders experienced cyberbullying. ²
- ▶ 20% of youth ages 10 – 18 reported in 2010 that they had experienced cyberbullying during their lifetimes. ³

Sources: 2009 School Crime Supplement to the National Crime Victimization Survey, U.S. Department of Education¹
<http://nces.ed.gov/pubs2012/2012314.pdf>

Hinduja, S. & Patchin, J.W., (2010). Bullying, Cyberbullying, and Suicide²

Cyberbully Research Center ³
<http://www.cyberbullying.us/2010-data>

Why is Cyberbullying on the Rise?

- ▶ Perpetrators can remain “virtually” anonymous – temporary accounts, pseudonyms, etc.
- ▶ Takes less energy and fortitude to express hurtful comments using a keyboard or keypad than with one’s voice
- ▶ Cyberbullies don’t have to deal with the immediate emotional, psychological or physical effects of face to face bullying on their victim
- ▶ Hurtful and humiliating content can be sent to lots of people very quickly

Why is Cyberbullying on the Rise?

- Supervision is lacking in cyberspace!
- No monitoring or censoring of offensive content in e-mails, text, chat rooms, or cell phones
- Many adolescents have computers in their bedrooms that their parent does not monitor usage

Characteristics of Children Who Bully

- Impulsive, hot-headed, dominant
- Easily frustrated
- Lack empathy
- Difficulty following rules
- View violence in a positive way
- Boys who bully tend to be physically stronger than other children

Family Risk Factors for Bullying

- A lack of warmth and involvement on the part of parents
- Overly permissive parenting (including a lack of limits for children's behavior)
- A lack of supervision by parents
- Harsh, physical discipline
- Bullying incidences at home

Bullying and other Violent or Anti-Social Behaviors

- ▶ Research shows that bullying can be a sign of other serious antisocial and/or violent behavior. Children who frequently bully their peers are more likely than others to:
 - Get into frequent fights
 - Be injured in a fight
 - Vandalize or steal property
 - Drink alcohol
 - Smoke
 - Be truant from school
 - Drop out of school
 - Carry a weapon

Signs of Bullying

- ▶ The child comes home with torn, damaged, or missing pieces of clothing, books or other belongings.
- ▶ The child has unexplained bruises, cuts or scratches.
- ▶ The child seems afraid of going to school, walking to and from school, riding the school bus or taking part in organized activities with peers.
- ▶ The child appears sad, moody, teary or depressed when he or she comes home.
- ▶ The child frequently appears anxious and/or suffers from low self-esteem.






Signs of Cyberbullying

- ▶ Be reluctant to use the computer or electronic device
- ▶ Avoid discussion about what they are doing on the computer, or other electronic device
- ▶ Look or appear nervous, anxious or jumpy when receiving an email, IM or text message
- ▶ Display unusual anger, sadness, and depression after using the computer or electronic device
- ▶ Discuss revenge
- ▶ Exit or click out of whatever they are doing, if a person walks by
- ▶ Unexpectedly quits using the computer or electronic device

What To Do If A Child Is Being Bullied

- Talk with the child openly
- Education of all youth in bullying and conflict management – at school, home
- Enforce rules and guidelines for bullying, use of electronic devices at school, home, etc.
- Set limits or place blocks on home computer

What is “Take A Stand!”?

- 5-fold Curriculum – 1 lesson per topic
 - **Conflict Management/Bullying** 
 - **Communication** 
 - **Etiquette** 
 - **Teamwork** 
 - **Cultural Awareness** 
- Four levels – K-2, 3-5, 6-8, 9-12
- Most lessons are divided into two parts with hands on activities

Curriculum Resources

Items on the CD:

- Printed Curriculum (B/W) with color cover/spine inserts
- Resource CD
- Marketing Brochure*
- Bookmarks

* Do not use Group Enrollment and marketing brochure

- Handouts in B/W
- Giant Puzzle
- End of Unit Jeopardy Game
- Backpack Tags
- Parent Letters (English/Spanish)
- Evaluation (Select 2 or 3 questions to provide responses for impact story only)
- Certificate & Agreement
- *Group Enrollment Form

Additional Curriculum Resources

- Full online access to *Take A Stand* curriculum as needed at campus.extension.org or agriflifebookstore.org
(Check for costs)
- K-2 curriculum can be downloaded free at campus.extension.org
- Web resources with additional activities and training resources available at http://texas4-h.tamu.edu/take_stand
- Coloring book online from Pacer.org
- Virginia's webinar, *Overview of Take A Stand*, will be posted at www.virginia4-hmilitaryclubs.org

Overview of K-2

Lessons & Topics

- | | |
|-------------------------|-----------------------|
| 1. Bullying Stops Here | (Conflict Resolution) |
| 2. Telling vs. Tattling | (Communication) |
| 3. Mind Your Manners | (Etiquette) |
| 4. Be a Good Sport | (Teamwork) |
| 5. I Am Thumb-Body | (Cultural Awareness) |

Life Skills

- Accepting Differences
- Communication
- Conflict Resolution
- Concern for Others
- Cooperation
- Sharing
- Social Skills
- Resiliency
- Teamwork

Lesson 1: Bullying Stops Here!

Objectives

- Define bullying.
- Identify actions of a bully.
- React when bullying is observed or happens to them.



Life Skills Model:

- Conflict Resolution
- Concern for Others
- Social Skills
- Resiliency

Activity

- Thumbs Up or Thumbs Down
- Digital Storybook Powerpoint Template



Overview of 3-5 grade Curriculum

- “Power Phrase” for each lesson
- Handouts for each lesson that reinforce learning
- Fun and interactive activities to help participants practice skills
- Discussion/Wrap-up Questions

Overview of 3-5 Grade

Lessons & Topics

- | | |
|-------------------------|-----------------------|
| 1. Keep Your Cool | (Conflict Resolution) |
| 2. Walk In My Shoes | (Communication) |
| 3. A Manner of Speaking | (Etiquette) |
| 4. Get in the Game | (Teamwork) |
| 5. You + Me = Harmony | (Cultural Awareness) |

Life Skills

- Accepting Differences
- Communication
- Conflict Resolution
- Concern for Others
- Cooperation
- Empathy
- Sharing
- Social Skills
- Resiliency
- Teamwork

3-5 grade: Lesson 1

- ▶ Title: Keep Your Cool
- ▶ Objectives
 - recognize signs of anger in themselves and others
 - understand the consequences of violence
 - identify ways to control anger
- ▶ Activities
 - Anger Says...
 - Power Phrase Rap
 - Freeze Frame
 - The Cool Tool



Overview of 6-8 Grade Curriculum

- Topics that are relevant to middle school youth
- Handouts for most lessons that reinforce learning
- Fun and interactive activities to help participants practice skills and think about how their actions impact others
- Discussion/Wrap-up Questions
- Essential Knowledge & Skills are addressed

Overview of 6-8 Grade

Lessons & Topics

1. Face in the Mirror (Conflict Resolution)
2. A Figure of Speech (Communication)
3. Don't Be Rude! (Etiquette)
4. Work It Out (Teamwork)
5. Inside Out (Cultural Awareness)

Life Skills

- Accepting Differences
- Communication
- Conflict Resolution
- Concern for Others
- Cooperation
- Empathy
- Leadership
- Self-esteem
- Sharing
- Social Skills
- Resiliency
- Teamwork



6-8 Grade: Lesson 1

- ▶ Title: Face in the Mirror
- ▶ Objectives
 - identify different types of bullies
 - understand the difference between friends and cliques
 - the importance of personal reflection on situations involving bullying
- ▶ Activities
 - Face in the Mirror
 - Responding to Conflict

Overview of 9-12 Grade Curriculum

- ▶ Topics that are relevant to high school youth
- ▶ Handouts for some lessons that reinforce learning
- ▶ Fun and interactive activities to help participants practice skills and challenge them to think about consequences for their actions and more
- ▶ Discussion/Wrap-up Questions
- ▶ Essential Knowledge & Skills are addressed.

Overview of 9-12 Grade

Lessons & Topics

1. Putting the Pieces Together (Conflict Resolution)
2. Clear the Air (Communication)
3. Walk the Talk (Etiquette)
4. Teamwork +
Communication = Problem Solved (Teamwork)
5. CSI: Cultural Sensitivity Investigation (Cultural Awareness)

Life Skills

- Accepting Differences
- Communication
- Conflict Resolution
- Concern for Others
- Cooperation
- Decision Making
- Empathy
- Healthy Lifestyle Choices
- Leadership
- Personal Safety
- Self-esteem
- Sharing
- Social Skills
- Resiliency
- Teamwork

9-12 Grade: Lesson 1

- ▶ Title: Putting the Pieces Together
- ▶ Objectives
 - the definition of bullying
 - types of teens who become bullies
 - how bullying affects teens
 - what to do if students are being bullied
 - how to stop bullying from happening to other teens
 - how to make the school a safe zone
 - the definition of mediation
 - to deal with conflict with simple mediation techniques

9-12 Grade: Lesson 1

Activities

- Jigsaw Activity – **one handout was left out of curriculum and off CD! Go to website and print it (it is at the top of the webpage!!! – handout is called: Facts for Teens: Bullying)**
http://texas4-h.tamu.edu/take_stand
- Take A Stand Action Plan
- Peer Mediation Scenarios
- Take A Stand Action Plan Crossword Puzzle

How Can Your 4-H Military Club Get Involved?

- Make certain that staff members are trained in how to use the curriculum.
 - A link to the archived WebEx training will be made available at www.virginia4-hmilitaryclub.org
 - If you need assistance, contact your local 4-H Installation Club Coordinator or 4-H Extension Agent.
 - A master copy of Club member recognition certificate, Commitment to Excellence Certificate, and bookmark are available for your use.
 - Do not complete the 4-H Group Enrollment Form included with the curriculum. This form is not used in Virginia. In addition, group enrollment is not required to conduct this project. Parents would have previously completed 4-H enrollment paperwork for youth to be members of your installation's chartered 4-H club.

Virginia Cooperative Extension programs and employment are open to all, regardless of age, color, disability, gender, gender identity, gender expression, national origin, political affiliation, race, religion, sexual orientation, genetic information, veteran status, or any other basis protected by law. An equal opportunity/affirmative action employer. Issued in furtherance of Cooperative Extension work, Virginia Polytechnic Institute and State University, Virginia State University, and the U.S. Department of Agriculture cooperating. Edwin J. Jones, Director, Virginia Cooperative Extension, Virginia Tech, Blacksburg; Jewel E. Hairston, Administrator, 1890 Extension Program, Virginia State, Petersburg.